

ACCT #	ACCT NAME	BUDGETED	MTD ACTIVITY	YTD ACTIVITY	BALANCE	MTD%	YTD%
	GENERAL FUND						
100-411-100-0000	Property Taxes		0.00	38,606.04CR			
100-411-200-0000	Supplemental Levy	245,000.00CR	22,702.35	254,285.45CR	9,285.45	8%	104%
100-411-300-0000	Emergency Levy		0.00	0.00			
100-411-400-0000	Tort	931.00CR	1.99CR	60.20CR	870.80CR	0%	6%
100-413-000-0000	Interest and Penalty	2,500.00CR	228.23CR	3,015.15CR	515.15	9%	121%
100-415-100-0000	Investment Earnings	175,000.00CR	17,420.89CR	151,572.50CR	23,427.50CR	10%	87%
100-419-200-0000	Contributions/Donations		0.00	1,000.00CR			
111-419-200-0000	Donations/Contributions	30,000.00CR	9,000.00CR	45,500.00CR	15,500.00	30%	152%
100-419-900-0000	Other Local Income	15,000.00CR	667.03	9,031.10CR	5,968.90CR	3%	60%
100-431-100-0000	Base Support	5,478,457.00CR	0.00	4,881,107.86CR	597,349.14CR	0%	89%
100-431-101-0000	Entitlement	2,538,675.00CR	0.00	2,187,055.00CR	351,620.00CR	0%	86%
100-431-200-0000	Transportation	394,000.00CR	0.00	350,000.00CR	44,000.00CR	0%	89%
100-431-300-0000	Transportation-Block Grant		0.00	0.00			
100-431-400-0000	Lottery Funded Support		0.00	0.00			
100-431-600-0000	Tuition Equivalency		0.00	0.00			
100-431-800-0000	Benefit Apportionment	1,144,215.00CR	0.00	1,140,000.00CR	4,215.00CR	0%	100%
100-431-900-0000	Other State Support	475,000.00CR	67,577.90CR	489,512.00CR	14,512.00	14%	103%
100-438-100-0000	Property Tax Replacement	4,100.00CR	0.00	2,065.65CR	2,034.35CR	0%	50%
100-438-200-0000	Ag Property Tax Replacement	23,282.00CR	0.00	11,641.00CR	11,641.00CR	0%	50%
100-439-000-0000	Other State Revenue	1,000.00CR	0.00	5,447.75CR	4,447.75	0%	545%
102-439-000-0000	Other State Revenue		0.00	0.00			
100-439-200-0000	Classroom Supplies Grant		0.00	0.00			
100-439-300-0000	State Textbook Grant		0.00	0.00			
100-445-900-0000	Other Indirect Restricted Federal		0.00	0.00			
100-460-000-0000	Transfers In		0.00	0.00			
	TOTAL REVENUES	10,527,160.00CR	70,859.63CR	9,579,899.70CR	947,260.30CR	1%	91%
	Elementary Salaries	1,512,065.00	128,368.29	1,126,705.92	385,359.08	8%	75%
	Elementary Benefits	607,836.00	51,306.84	456,724.16	151,111.84	8%	75%
	Elementary Purchased Services	17,120.00	1,618.03	15,102.05	2,017.95	9%	88%
	Elementary Supplies	58,000.00	144.97	60,021.80	2,021.80CR	0%	103%
	Elementary Capital Outlay		0.00	0.00			
	Total Elementary	2,195,021.00	181,438.13	1,658,553.93	536,467.07	8%	76%
	5th & 6th Grade Salaries	476,480.00	35,617.53	326,572.26	149,907.74	7%	69%
	5th & 6th Grade Benefits	189,402.00	12,077.86	108,583.21	80,818.79	6%	57%
	5th & 6th Grade Purchased Services	9,550.00	641.54	3,471.59	6,078.41	7%	36%
	5th & 6th Grade Supplies	24,800.00	444.12	6,174.74	18,625.26	2%	25%
	5th & 6th Grade Capital Outlay	5,400.00	0.00	1,816.41	3,583.59	0%	34%
	7th & 8th Grade Salaries	704,300.00	60,525.22	527,238.09	177,061.91	9%	75%
	7th & 8th Grade Benefits	263,292.00	24,425.93	210,570.90	52,721.10	9%	80%
	7th & 8th Grade Purchased Services	11,060.00	0.00	3,533.43	7,526.57	0%	32%
	7th & 8th Grade Supplies	25,080.00	40.00	37,633.65	12,553.65CR	0%	150%
	7th & 8th Grade Capital Outlay	500.00	0.00	0.00	500.00	0%	0%
	Total Middle School	1,709,864.00	133,772.20	1,225,594.28	484,269.72	8%	72%
	Secondary Salaries	1,012,000.00	86,871.13	769,696.95	242,303.05	9%	76%
	Secondary Benefits	424,511.00	35,496.90	305,910.28	118,600.72	8%	72%
	Secondary Purchased Services	18,320.00	3,069.87	10,430.20	7,889.80	17%	57%
	Secondary Supplies	50,205.00	19,694.50CR	13,414.54	36,790.46	38%	27%
	Secondary Capital Outlay	4,300.00	470.00	835.94	3,464.06	11%	19%
	Total Secondary	1,509,336.00	106,213.40	1,100,287.91	409,048.09	7%	73%
	Alternative Salaries	17,000.00	0.00	16,900.00	100.00	0%	99%
	Alternative Benefits	3,604.00	0.00	3,528.92	75.08	0%	98%
	Total Alternative	20,604.00	0.00	20,428.92	175.08	0%	99%
	PTE Salaries	198,600.00	15,677.57	140,672.59	57,927.41	8%	71%
	PTE Benefits	80,378.00	6,238.99	54,913.17	25,464.83	8%	68%
	Total PTE	278,978.00	21,916.56	195,585.76	83,392.24	8%	70%
	Special Education Salaries	372,100.00	2,447.61CR	62,674.06	309,425.94	0%	17%
	Special Education Benefits	152,506.00	10,976.79	86,906.55	65,599.45	7%	57%
	Special Ed Purchased Services	340,343.00	30,731.40	256,522.04	83,820.96	9%	75%
	Special Ed Supplies	1,830.00	811.74	3,405.91	1,575.91CR	44%	186%
	Special Ed Capital Outlay		0.00	0.00			
	Total Special Education	866,779.00	40,072.32	409,508.56	457,270.44	5%	47%
	Special Ed Preschool Salaries	64,000.00	5,354.33	47,415.21	16,584.79	8%	74%
	Special Ed Preschool Benefits	26,451.00	3,560.48CR	19,125.97	7,325.03	12%	72%
	Special Ed Preschool Purch Serv		0.00	0.00			
	Special Ed Preschool Supplies		0.00	0.00			
	Special Ed Preschool Cap. Outlay		0.00	0.00			
	Total Special Ed Preschool	90,451.00	1,793.85	66,541.18	23,909.82	2%	74%
	Gifted & Talented Salaries		0.00	0.00			
	Gifted & Talented Benefits		0.00	0.00			
	Gifted & Talented Purchased Serv		0.00	0.00			
	Gifted & Talented Supplies	1,000.00	0.00	0.00	1,000.00	0%	0%
	Total Gifted & Talented	1,000.00	0.00	0.00	1,000.00	0%	0%
	Interscholastic Salaries	82,000.00	3,482.36	67,468.97	14,531.03	4%	82%

ACCT #	ACCT NAME	BUDGETED	MTD ACTIVITY	YTD ACTIVITY	BALANCE	MTD%	YTD%
	Interscholastic Benefits	16,300.00	713.72	9,056.45	7,243.55	4%	56%
	Interscholastic Purchased Services	7,400.00	1,448.54	6,152.97	1,247.03	20%	83%
	Interscholastic Supplies		0.00	8,691.50			
	Interscholastic Capital Outlay		0.00	0.00			
	<b>Total Interscholastic</b>	<b>105,700.00</b>	<b>5,644.62</b>	<b>91,369.89</b>	<b>14,330.11</b>	<b>5%</b>	<b>86%</b>
	School Activity Salaries	14,700.00	5,724.77	28,968.04	14,268.04CR	39%	197%
	School Activity Benefits	3,125.00	847.79	3,732.10	607.10CR	27%	119%
	School Activity Purchased Services		0.00	0.00			
	School Activity Supplies		0.00	815.00			
	School Activity Capital Outlay		0.00	0.00			
	<b>Total School Activities</b>	<b>17,825.00</b>	<b>6,572.56</b>	<b>33,515.14</b>	<b>15,690.14CR</b>	<b>37%</b>	<b>188%</b>
	Guidance Salaries	142,200.00	16,662.51	137,869.81	4,330.19	12%	97%
	Guidance Benefits	55,802.00	6,503.25	53,326.63	2,475.37	12%	96%
	Guidance Purchased Services	20,500.00	0.00	5,000.00	15,500.00	0%	24%
	Guidance Supplies	3,000.00	462.75	3,023.86	23.86CR	15%	101%
	Guidance Capital Outlay		0.00	0.00			
	<b>Total Guidance</b>	<b>221,502.00</b>	<b>23,628.51</b>	<b>199,220.30</b>	<b>22,281.70</b>	<b>11%</b>	<b>90%</b>
	Spec Ed Support Salaries	86,300.00	1,985.26	21,877.81	64,422.19	2%	25%
	Spec Ed Support Benefits	31,053.00	2,152.85	15,069.97	15,983.03	7%	49%
	Spec Ed Support Purchased Services		0.00	731.10CR			
	Spec Ed Support Supplies		0.00	0.00			
	Spec Ed Support Capital Outlay		0.00	0.00			
	<b>Total Special Ed Support</b>	<b>117,353.00</b>	<b>4,138.11</b>	<b>36,216.68</b>	<b>81,136.32</b>	<b>4%</b>	<b>31%</b>
	Instruction Improvement Purch Serv	3,500.00	10.20	2,366.02	1,133.98	0%	68%
	Instruction Improvement Supplies	34,000.00	0.00	33,804.90	195.10	0%	99%
	<b>Total Instruction Improvement</b>	<b>37,500.00</b>	<b>10.20</b>	<b>36,170.92</b>	<b>1,329.08</b>	<b>0%</b>	<b>96%</b>
	Educational Media Salaries	110,500.00	9,794.47	96,429.03	14,070.97	9%	87%
	Educational Media Benefits	61,413.00	2,984.84	31,222.65	30,190.35	5%	51%
	Educational Media Supplies	11,100.00	1,126.75	9,921.61	1,178.39	10%	89%
	Educational Media Capital Outlay		0.00	0.00			
	<b>Total Educational Media</b>	<b>183,013.00</b>	<b>13,906.06</b>	<b>137,573.29</b>	<b>45,439.71</b>	<b>8%</b>	<b>75%</b>
	District Office Salaries	69,000.00	5,748.29	52,367.93	16,632.07	8%	76%
	District Office Benefits	26,351.00	2,192.28	19,710.38	6,640.62	8%	75%
	District Office Purchased Services		0.00	5,197.34			
	District Office Supplies		0.00	7,320.54			
	<b>Total District Office</b>	<b>95,351.00</b>	<b>7,940.57</b>	<b>84,596.19</b>	<b>10,754.81</b>	<b>8%</b>	<b>89%</b>
	District Administration Salaries	236,000.00	17,245.11	162,450.05	73,549.95	7%	69%
	District Admin Benefits	75,552.00	5,398.95	53,336.45	22,215.55	7%	71%
	District Admin Purchased Services	26,000.00	1,736.78	33,442.41	7,442.41CR	7%	129%
	District Admin Supplies	20,000.00	402.70	21,622.69	1,622.69CR	2%	108%
	District Admin Capital Outlay		0.00	0.00			
	<b>Total District Administration</b>	<b>357,552.00</b>	<b>24,783.54</b>	<b>270,851.60</b>	<b>86,700.40</b>	<b>7%</b>	<b>76%</b>
	School Admin Salaries	451,100.00	38,366.74	337,697.34	113,402.66	9%	75%
	School Admin Benefits	208,507.00	17,347.60	151,516.44	56,990.56	8%	73%
	School Admin Purchased Services	7,250.00	940.24	10,091.63	2,841.63CR	13%	139%
	School Admin Supplies	500.00	0.00	212.94	287.06	0%	43%
	School Admin Capital Outlay		0.00	0.00			
	<b>Total School Administration</b>	<b>667,357.00</b>	<b>56,654.58</b>	<b>499,518.35</b>	<b>167,838.65</b>	<b>8%</b>	<b>75%</b>
	Business Operations Salaries	193,100.00	16,087.99	146,172.72	46,927.28	8%	76%
	Business Operations Benefits	158,132.00	15,832.07	110,714.48	47,417.52	10%	70%
	Business Operations Purchased Serv	29,000.00	670.40	25,599.43	3,400.57	2%	88%
	Business Operations Supplies	8,400.00	0.00	3,850.97	4,549.03	0%	46%
	Business Operations Capital Outlay		0.00	0.00			
	<b>Total Business Operations</b>	<b>388,632.00</b>	<b>32,590.46</b>	<b>286,337.60</b>	<b>102,294.40</b>	<b>8%</b>	<b>74%</b>
	Administrative Tech Salaries	77,100.00	8,382.63	75,443.67	1,656.33	11%	98%
	Administrative Tech Benefits	27,926.00	4,154.79	37,147.32	9,221.32CR	15%	133%
	Administrative Tech Purchased Serv	36,500.00	0.00	28,446.71	8,053.29	0%	78%
	Administrative Tech Supplies	5,377.00	29.29	9,163.10	3,786.10CR	1%	170%
	Administrative Tech Capital Outlay	4,500.00	0.00	0.00	4,500.00	0%	0%
	<b>Total Administrative Tech</b>	<b>151,403.00</b>	<b>12,566.71</b>	<b>150,200.80</b>	<b>1,202.20</b>	<b>8%</b>	<b>99%</b>
	Building & Care Salaries	160,000.00	15,426.42	135,504.31	24,495.69	10%	85%
	Building & Care Benefits	82,944.00	8,307.14	69,289.48	13,654.52	10%	84%
	Building & Care Purchased Services	298,000.00	22,546.18	170,080.96	127,919.04	8%	57%
	Building & Care Supplies	10,000.00	700.33	11,555.12	1,555.12CR	7%	116%
	Building & Care Capital Outlay		0.00	0.00			
	Building & Care-Custodial Property						
	<b>Total Building &amp; Care</b>	<b>658,944.00</b>	<b>46,980.07</b>	<b>515,157.37</b>	<b>143,786.63</b>	<b>7%</b>	<b>78%</b>
	Building Maintenance Salaries	161,000.00	15,203.19	135,727.81	25,272.19	9%	84%
	Building Maintenance Benefits	82,900.00	7,085.95	62,158.88	20,741.12	9%	75%

ACCT #	ACCT NAME	BUDGETED	MTD ACTIVITY	YTD ACTIVITY	BALANCE	MTD%	YTD%
	Building Maintenance Purchased Ser	33,700.00	1,339.00	24,033.56	9,666.44	4%	71%
	Building Maintenance Supplies	39,000.00	2,351.00	36,914.12	2,085.88	6%	95%
	Building Maintenance Capital Outla	32,000.00	0.00	61,195.54	29,195.54CR	0%	191%
	<b>Total Building Maintenance</b>	<b>348,600.00</b>	<b>25,979.14</b>	<b>320,029.91</b>	<b>28,570.09</b>	<b>7%</b>	<b>92%</b>
	<b>Total Security</b>	<b>23,000.00</b>	<b>12,066.60</b>	<b>19,238.59</b>	<b>3,761.41</b>	<b>52%</b>	<b>84%</b>
	Transportation Salaries	184,300.00	15,750.01	149,864.98	34,435.02	9%	81%
	Transportation Benefits	52,144.00	4,519.42	41,314.23	10,829.77	9%	79%
	Transportation Purchased Services	92,000.00	5,938.28	69,928.12	22,071.88	6%	76%
	Transportation Supplies	56,500.00	511.82	37,743.97	18,756.03	1%	67%
	Transportation Capital Outlay	39,500.00	0.00	39,309.44	190.56	0%	100%
	<b>Total Student Transportation</b>	<b>424,444.00</b>	<b>26,719.53</b>	<b>338,160.74</b>	<b>86,283.26</b>	<b>6%</b>	<b>80%</b>
	Activity Transportation Salaries	16,000.00	1,072.50	9,356.25	6,643.75	7%	58%
	Activity Transportation Benefits	3,175.00	207.87	1,802.09	1,372.91	7%	57%
	Activity Transportation Reimburse	19,175.00CR	0.00	0.00	19,175.00CR	0%	0%
	<b>Total Activity Transportation</b>		<b>1,280.37</b>	<b>11,158.34</b>			
	<b>Food Service Expense</b>	<b>11,000.00</b>	<b>7,240.33</b>	<b>65,895.10</b>	<b>54,895.10CR</b>	<b>66%</b>	<b>599%</b>
	<b>Purchased Services</b>						
100-920-810-0000	Transfers Out		0.00	0.00			
100-950-850-0000	Contingency		0.00	0.00			
100-999-998-0000	Benefit Expense/Credits		270.00CR	8,433.71			
100-999-999-0000	PAYROLL TAX TRANSFER		0.00	0.00			
	<b>TOTAL EXPENSES</b>	<b>10,527,160.00</b>	<b>793,638.42</b>	<b>7,780,293.80</b>	<b>2,746,866.20</b>	<b>8%</b>	<b>74%</b>


722,778.79 1,799,605.90CR



ACCT #	ACCT NAME	BUDGETED	MTD ACTIVITY	YTD ACTIVITY	BALANCE	MTD%	YTD%
230-419-900-0000	Other Local Income-BCI Grant	50,000.00CR	0.00	50,000.00CR	0.00	0%	100%
230-460-000-0000	Transfers In		0.00	0.00			
	TOTAL REVENUES	50,000.00CR	0.00	50,000.00CR	0.00	0%	100%
230-522-111-0000	Early Education Classified	33,557.18	1,686.53	13,404.11	20,153.07	5%	40%
230-522-210-0000	Retirement	2,221.12	1,360.54	2,761.96	( 540.84)	61%	124%
230-522-220-0000	FICA Expense	1,420.70	858.24	1,744.58	( 323.88)	60%	123%
230-522-240-0000	Insurance Expense	12,801.00	5,107.09	6,555.94	6,245.06	40%	51%
230-522-280-0000	Sick Leave		0.00	0.00			
	TOTAL EXPENSES	50,000.00	9,012.40	24,466.59	25,533.41	18%	49%
			9,012.40	25,533.41CR			

DRAFT

ACCT #	ACCT NAME	BUDGETED	MTD ACTIVITY	YTD ACTIVITY	BALANCE	MTD%	YTD%
DRIVER'S EDUCATION							
241-414-100-0000	Student Fees	10,500.00CR	0.00	0.00	10,500.00CR	0%	0%
241-419-900-0000	Other Local Income		0.00	0.00			
241-432-100-0000	State Drivers Education Grant	7,000.00CR	0.00	5,550.00CR	1,450.00CR	0%	79%
TOTAL REVENUES		17,500.00CR	0.00	5,550.00CR	11,950.00CR	0%	32%
241-541-110-0000		13,300.00	0.00	4,289.50	9,010.50	0%	32%
241-541-210-0000		1,500.00	0.00	578.22	921.78	0%	39%
241-541-220-0000		1,000.00	0.00	300.22	699.78	0%	30%
241-541-240-0000		15.00	0.00	0.91	14.09	0%	6%
241-541-270-0000			0.00	0.00			
241-541-280-0000			0.00	0.00			
241-541-320-0000		85.00	0.00	0.00	85.00	0%	0%
241-541-410-0000		1,600.00	0.00	0.00	1,600.00	0%	0%
241-541-440-0000			0.00	0.00			
241-541-550-0000			0.00	0.00			
TOTAL EXPENSES		17,500.00	0.00	5,168.85	12,331.15	0%	30%
			0.00	381.15CR			



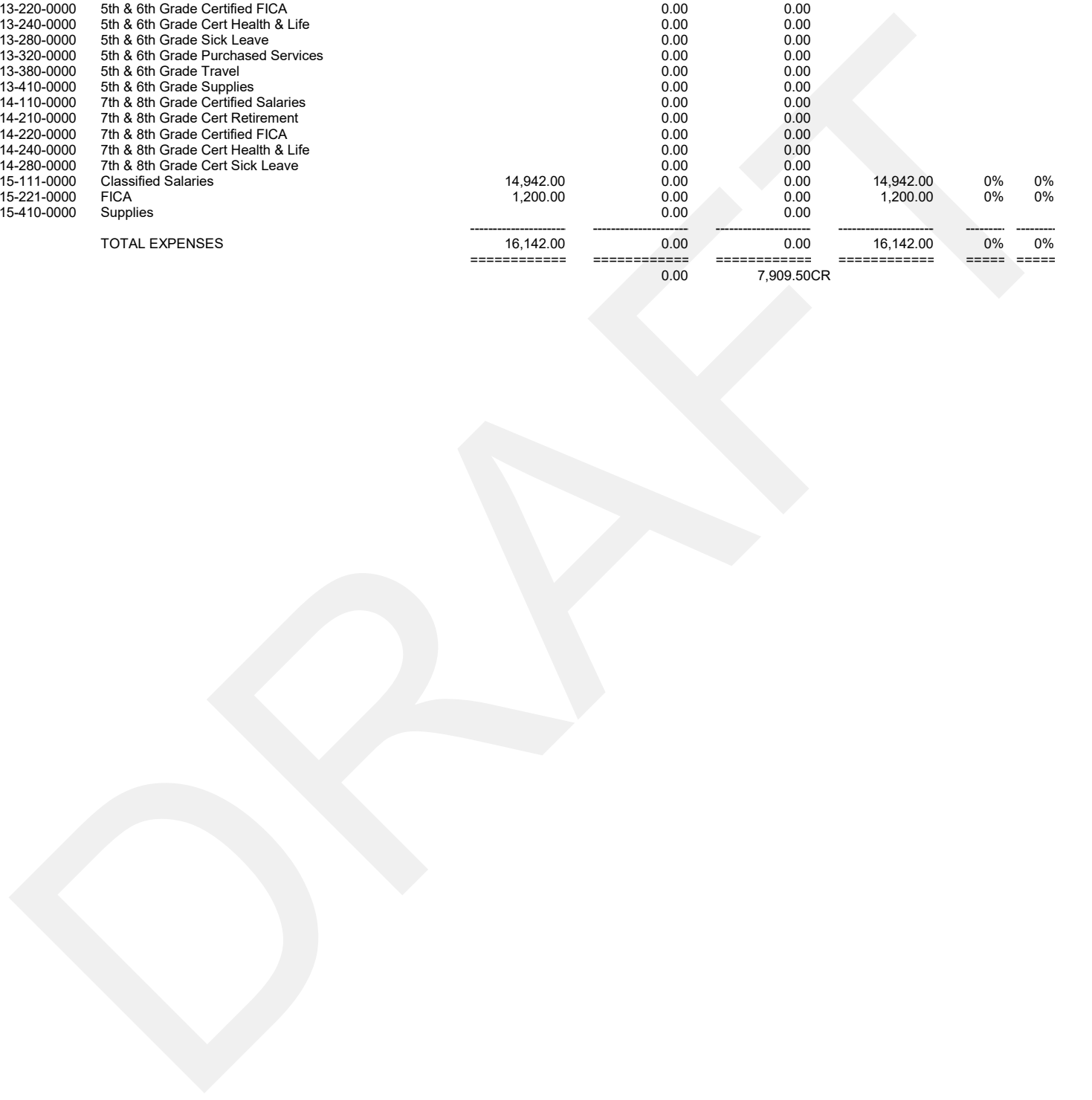
ACCT #	ACCT NAME	BUDGETED	MTD ACTIVITY	YTD ACTIVITY	BALANCE	MTD%	YTD%
CTE PROGRAMS							
243-419-200-0000	Contributions/Donations		0.00	0.00			
243-432-400-0000	Other State Revenue	19,000.00CR	7,230.85CR	58,490.63CR	39,490.63	38%	308%
TOTAL REVENUES		19,000.00CR	7,230.85CR	58,490.63CR	39,490.63	38%	308%
243-515-110-0000	Engineering Tech Salaries	10,000.00	335.09	2,987.89	7,012.11	3%	30%
243-515-111-0000	Business Technology Salaries		421.22	1,408.57			
243-515-112-0000	Ag Science Salaries		245.70	2,181.63			
243-515-210-0000	Engineering Tech Retirement	1,350.00	45.17	402.76	947.24	3%	30%
243-515-211-0000	Business Tech Retirement		56.78	189.88			
243-515-212-0000	Ag Science Retirement		33.12	294.08			
243-515-220-0000	Engineering Tech FICA	765.00	25.23	225.85	539.15	3%	30%
243-515-221-0000	Business Tech FICA		29.18	101.35			
243-515-222-0000	Ag Science FICA		18.72	166.21			
243-515-240-0000	Engineering Tech Health & Life Ins	25.00	0.08	0.64	24.36	0%	3%
243-515-241-0000	Business Tech Health & Life Ins		0.00	0.00			
243-515-242-0000	Ag Science Health & Life Ins		0.00	0.00			
243-515-280-0000	Sick Leave		0.00	0.00			
243-515-320-0000	Engineering Tech Purchased Services	100.00	0.00	150.00	( 50.00)	0%	150%
243-515-321-0000	Business Tech Purchased Services		0.00	0.00			
243-515-322-0000	Ag Science Purchased Services		0.00	0.00			
243-515-380-0000	Engineering Tech Travel	1,500.00	0.00	0.00	1,500.00	0%	0%
243-515-381-0000	Business Tech Travel		0.00	30.00			
243-515-382-0000	Ag Science Travel		0.00	0.00			
243-515-410-0000	Engineering Tech Supplies	5,260.00	0.00	1,340.38	3,919.62	0%	25%
243-515-411-0000	Business Tech Supplies		0.00	5,266.20			
243-515-412-0000	Ag Science Supplies		0.00	13,302.32			
243-515-550-0000	Engineering Tech Capital Outlay		0.00	0.00			
243-515-551-0000	Business Tech Capital Outlay		0.00	0.00			
243-515-552-0000	Ag Science Capital Outlay		0.00	0.00			
TOTAL EXPENSES		19,000.00	1,210.29	28,047.76	9,047.76CR	6%	148%
			6,020.56CR	30,442.87CR			



ACCT #	ACCT NAME	BUDGETED	MTD ACTIVITY	YTD ACTIVITY	BALANCE	MTD%	YTD%
CLASSROOM TECHNOLOGY							
245-419-200-0000	Contributions/Donations		0.00	0.00			
245-419-900-0000	Other Local Income	7,500.00CR	0.00	0.00	7,500.00CR	0%	0%
245-431-900-0000	Other State Support	142,217.00CR	0.00	0.00	142,217.00CR	0%	0%
245-442-000-0000	E-Rate Reimbursement		0.00	0.00			
245-460-000-0000	Transfers In		0.00	0.00			
	TOTAL REVENUES	149,717.00CR	0.00	0.00	149,717.00CR	0%	0%
245-623-110-0000	Technology Salaries	25,000.00	1,962.13	17,909.17	7,090.83	8%	72%
245-623-210-0000	Technology Retirement		0.00	0.00			
245-623-220-0000	Technology FICA		0.00	0.00			
245-623-240-0000	Technology Health Insurance		0.00	0.00			
245-623-280-0000	Technology Sick Leave		0.00	0.00			
245-623-320-0000	Technology Purchased Services	12,000.00	0.00	18,209.28	( 6,209.28)	0%	152%
245-623-410-0000	Technology Supplies	101,217.00	746.64	51,052.21	50,164.79	1%	50%
245-623-550-0000	Technology Capital Outlay		0.00	0.00			
245-656-320-0000	Tech Admin Purchased Services	11,500.00	0.00	0.00	11,500.00	0%	0%
245-656-380-0000	Technology Travel		0.00	0.00			
245-656-550-0000	Tech Admin Capital Outlay		0.00	0.00			
	TOTAL EXPENSES	149,717.00	2,708.77	87,170.66	62,546.34	2%	58%
			2,708.77	87,170.66			

DRAFT

ACCT #	ACCT NAME	BUDGETED	MTD ACTIVITY	YTD ACTIVITY	BALANCE	MTD%	YTD%
STATE SUBSTANCE ABUSE							
246-431-900-0000	Other State Support	16,142.00CR	0.00	7,909.50CR	8,232.50CR	0%	49%
246-439-000-0000	Other State Revenue		0.00	0.00			
TOTAL REVENUES		16,142.00CR	0.00	7,909.50CR	8,232.50CR	0%	49%
246-513-110-0000	5th & 6th Grade Certified Salaries		0.00	0.00			
246-513-210-0000	5th & 6th Grade Cert Retirement		0.00	0.00			
246-513-220-0000	5th & 6th Grade Certified FICA		0.00	0.00			
246-513-240-0000	5th & 6th Grade Cert Health & Life		0.00	0.00			
246-513-280-0000	5th & 6th Grade Sick Leave		0.00	0.00			
246-513-320-0000	5th & 6th Grade Purchased Services		0.00	0.00			
246-513-380-0000	5th & 6th Grade Travel		0.00	0.00			
246-513-410-0000	5th & 6th Grade Supplies		0.00	0.00			
246-514-110-0000	7th & 8th Grade Certified Salaries		0.00	0.00			
246-514-210-0000	7th & 8th Grade Cert Retirement		0.00	0.00			
246-514-220-0000	7th & 8th Grade Certified FICA		0.00	0.00			
246-514-240-0000	7th & 8th Grade Cert Health & Life		0.00	0.00			
246-514-280-0000	7th & 8th Grade Cert Sick Leave		0.00	0.00			
246-515-111-0000	Classified Salaries	14,942.00	0.00	0.00	14,942.00	0%	0%
246-515-221-0000	FICA	1,200.00	0.00	0.00	1,200.00	0%	0%
246-515-410-0000	Supplies		0.00	0.00			
TOTAL EXPENSES		16,142.00	0.00	0.00	16,142.00	0%	0%
			0.00	7,909.50CR			



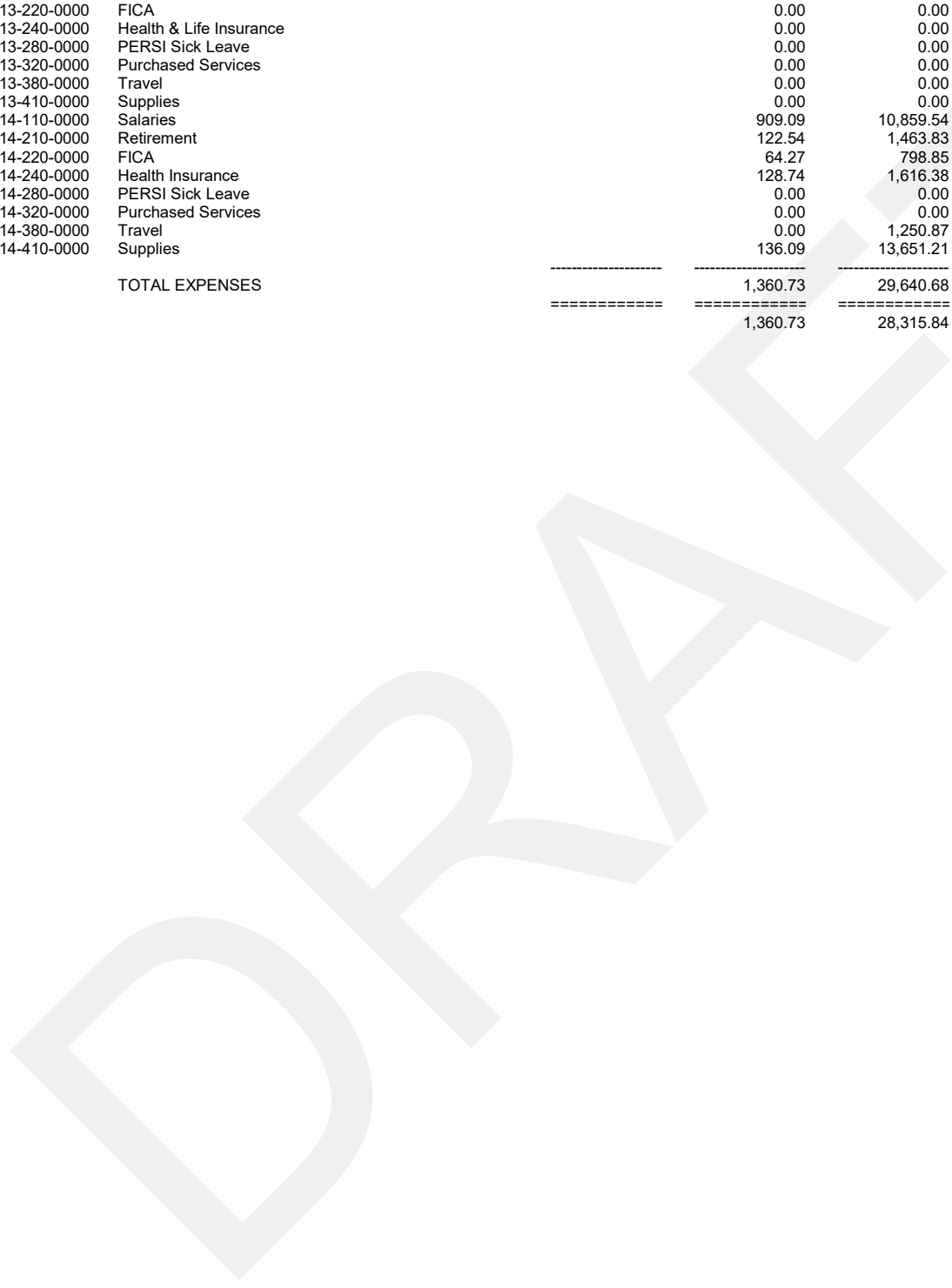
ACCT #	ACCT NAME	BUDGETED	MTD ACTIVITY	YTD ACTIVITY	BALANCE	MTD%	YTD%
TITLE I-A							
251-445-100-0000	Restricted Grant Income	278,742.00CR	53,338.30CR	208,378.40CR	70,363.60CR	19%	75%
251-460-100-0000	Transfers In		0.00	0.00			
TOTAL REVENUES		278,742.00CR	53,338.30CR	208,378.40CR	70,363.60CR	19%	75%
251-512-110-0000	Salaries	149,577.00	8,965.91	112,922.59	36,654.41	6%	75%
251-512-111-0000	Elementary Aide Salaries	33,915.00	2,574.16	22,922.10	10,992.90	8%	68%
251-512-160-0000	Title I Substitutes		0.00	0.00			
251-512-210-0000	Retirement	20,165.00	1,164.38	10,266.10	9,898.90	6%	51%
251-512-211-0000	Aide Retirement	4,060.00	307.87	2,831.17	1,228.83	8%	70%
251-512-220-0000	FICA	11,445.00	653.43	5,603.66	5,841.34	6%	49%
251-512-221-0000	Aide FICA	2,600.00	188.53	1,727.08	872.92	7%	66%
251-512-222-0000	Substitutes FICA		0.00	0.00			
251-512-240-0000	Health Insurance	36,000.00	2,133.10	18,559.20	17,440.80	6%	52%
251-512-241-0000	Aide Health & Life Insurance	16,380.00	1,523.39	13,797.72	2,582.28	9%	84%
251-512-280-0000	Sick Leave		0.00	0.00			
251-512-281-0000	Aide Sick Leave		0.00	0.00			
251-512-320-0000	Purchased Services		0.00	0.00			
251-512-410-0000	Supplies	4,600.00	0.00	2,499.94	2,100.06	0%	54%
251-512-550-0000	Capital Outlay		0.00	0.00			
251-513-110-0000	5th & 6th Grade Certified Salaries		8,637.82	43,189.10			
251-513-410-0000	Supplies		0.00	0.00			
251-514-110-0000	7th & 8th Grade Certified Salaries		0.00	0.00			
251-514-320-0000	Purchased Services		0.00	0.00			
251-514-410-0000	7th & 8th Grade Supplies		0.00	0.00			
TOTAL EXPENSES		278,742.00	26,148.59	234,318.66	44,423.34	9%	84%
			27,189.71CR	25,940.26			



ACCT #	ACCT NAME	BUDGETED	MTD ACTIVITY	YTD ACTIVITY	BALANCE	MTD%	YTD%
	TITLE I-C MIGRANT						
253-445-100-0000	Restricted Grant Income	150,989.00CR	10,498.57CR	108,797.36CR	42,191.64CR	7%	72%
	TOTAL REVENUES	150,989.00CR	10,498.57CR	108,797.36CR	42,191.64CR	7%	72%
253-512-110-0000	Salaries	20,472.00	1,500.00	39,742.60	( 19,270.60)	7%	194%
253-512-111-0000	Aides Salaries	93,017.00	6,187.65	48,368.02	44,648.98	7%	52%
253-512-160-0000	Migrant Substitutes		0.00	0.00			
253-512-210-0000	Retirement		202.20	2,925.16			
253-512-211-0000	Aides Retirement	11,125.00	740.04	7,942.68	3,182.32	7%	71%
253-512-220-0000	FICA		114.74	3,015.24			
253-512-221-0000	Aides FICA	7,116.00	473.36	3,700.14	3,415.86	7%	52%
253-512-240-0000	Health Insurance		173.95	5,542.71			
253-512-241-0000	Aides Health & Life Insurance	13,750.00	1,081.92	7,680.98	6,069.02	8%	56%
253-512-280-0000	Sick Leave		0.00	0.00			
253-512-281-0000	Aides Sick Leave		0.00	0.00			
253-512-320-0000	Purchased Services	4,500.00	0.00	0.00	4,500.00	0%	0%
253-512-380-0000	Migrant Travel		0.00	0.00			
253-512-410-0000	Supplies	1,009.00	0.00	353.69	655.31	0%	35%
253-512-550-0000	Capital Outlay		0.00	0.00			
253-514-110-0000	Salaries		0.00	0.00			
	TOTAL EXPENSES	150,989.00	10,473.86	119,271.22	31,717.78	7%	79%
			24.71CR	10,473.86			



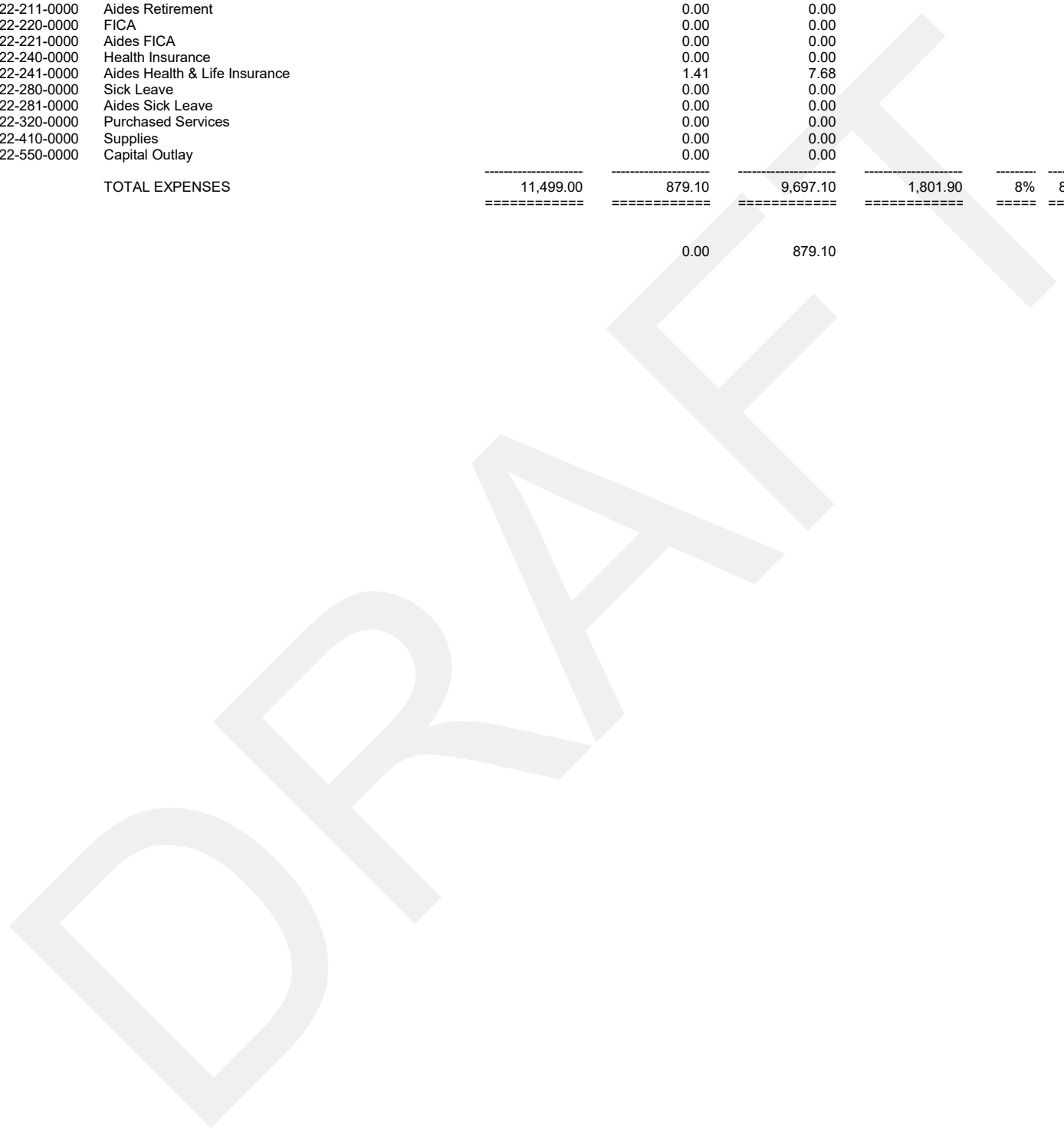
ACCT #	ACCT NAME	BUDGETED	MTD ACTIVITY	YTD ACTIVITY	BALANCE	MTD%	YTD%
GEAR UP III							
254-445-100-0000	Restricted Grant Income		0.00	1,324.84CR			
254-460-100-0000	Transfers In		0.00	0.00			
TOTAL REVENUES			0.00	1,324.84CR			
=====		=====	=====	=====	=====	=====	=====
254-513-110-0000	Salaries		0.00	0.00			
254-513-210-0000	Retirement		0.00	0.00			
254-513-220-0000	FICA		0.00	0.00			
254-513-240-0000	Health & Life Insurance		0.00	0.00			
254-513-280-0000	PERSI Sick Leave		0.00	0.00			
254-513-320-0000	Purchased Services		0.00	0.00			
254-513-380-0000	Travel		0.00	0.00			
254-513-410-0000	Supplies		0.00	0.00			
254-514-110-0000	Salaries		909.09	10,859.54			
254-514-210-0000	Retirement		122.54	1,463.83			
254-514-220-0000	FICA		64.27	798.85			
254-514-240-0000	Health Insurance		128.74	1,616.38			
254-514-280-0000	PERSI Sick Leave		0.00	0.00			
254-514-320-0000	Purchased Services		0.00	0.00			
254-514-380-0000	Travel		0.00	1,250.87			
254-514-410-0000	Supplies		136.09	13,651.21			
TOTAL EXPENSES			1,360.73	29,640.68			
=====		=====	=====	=====	=====	=====	=====
			1,360.73	28,315.84			




ACCT #	ACCT NAME	BUDGETED	MTD ACTIVITY	YTD ACTIVITY	BALANCE	MTD%	YTD%
	IDEA VI-B SCHOOL AGE						
257-445-100-0000	Restricted Grant Income		0.00	0.00			
257-445-600-0000	Federal Grant - Title VI-B	267,879.00CR	7,127.41CR	125,204.31CR	142,674.69CR	3%	47%
	TOTAL REVENUES	267,879.00CR	7,127.41CR	125,204.31CR	142,674.69CR	3%	47%
257-521-110-0000	Salaries	15,000.00	1,178.94	35,173.48	( 20,173.48)	8%	234%
257-521-111-0000	Salaries - Aides	75,000.00	3,847.28	39,232.02	35,767.98	5%	52%
257-521-210-0000	Retirement	2,000.00	158.92	4,741.39	( 2,741.39)	8%	237%
257-521-211-0000	Aides Retirement	12,780.00	418.87	4,341.41	8,438.59	3%	34%
257-521-220-0000	FICA	2,000.00	88.46	2,648.54	( 648.54)	4%	132%
257-521-221-0000	Aides FICA	8,745.00	284.79	2,888.36	5,856.64	3%	33%
257-521-240-0000	Health Insurance	2,000.00	174.90	5,633.24	( 3,633.24)	9%	282%
257-521-241-0000	Health Insurance - Aides	12,000.00	806.68	9,875.94	2,124.06	7%	82%
257-521-280-0000	Sick Leave		0.00	0.00			
257-521-281-0000	Aides Sick Leave		0.00	0.00			
257-521-320-0000	Purchased Services	138,354.00	0.00	26,601.77	111,752.23	0%	19%
257-521-322-0000	Match Payments		0.00	0.00			
257-521-410-0000	Supplies		0.00	1,027.00			
257-521-550-0000	Capital Outlay		0.00	0.00			
	TOTAL EXPENSES	267,879.00	6,958.84	132,163.15	135,715.85	3%	49%
			168.57CR	6,958.84			



ACCT #	ACCT NAME	BUDGETED	MTD ACTIVITY	YTD ACTIVITY	BALANCE	MTD%	YTD%
258-445-600-0000	IDEA VI-B PRE-SCHOOL Federal Grant - Title VI-B	11,499.00CR	879.10CR	8,818.00CR	2,681.00CR	8%	77%
	TOTAL REVENUES	11,499.00CR	879.10CR	8,818.00CR	2,681.00CR	8%	77%
258-522-110-0000	Salaries		0.00	0.00			
258-522-111-0000	Aides Salaries	11,499.00	877.69	9,689.42	1,809.58	8%	84%
258-522-210-0000	Retirement		0.00	0.00			
258-522-211-0000	Aides Retirement		0.00	0.00			
258-522-220-0000	FICA		0.00	0.00			
258-522-221-0000	Aides FICA		0.00	0.00			
258-522-240-0000	Health Insurance		0.00	0.00			
258-522-241-0000	Aides Health & Life Insurance		1.41	7.68			
258-522-280-0000	Sick Leave		0.00	0.00			
258-522-281-0000	Aides Sick Leave		0.00	0.00			
258-522-320-0000	Purchased Services		0.00	0.00			
258-522-410-0000	Supplies		0.00	0.00			
258-522-550-0000	Capital Outlay		0.00	0.00			
	TOTAL EXPENSES	11,499.00	879.10	9,697.10	1,801.90	8%	84%
			0.00	879.10			




ACCT #	ACCT NAME	BUDGETED	MTD ACTIVITY	YTD ACTIVITY	BALANCE	MTD%	YTD%
SCHOOL-BASED MEDICAID							
260-431-900-0000	Other State Support	250,000.00CR	135,419.86CR	353,569.91CR	103,569.91	54%	141%
260-460-100-0000	Transfers In		0.00	0.00			
TOTAL REVENUES		250,000.00CR	135,419.86CR	353,569.91CR	103,569.91	54%	141%
260-521-110-0000	Special Ed Salaries	75,000.00	5,111.02	62,981.96	12,018.04	7%	84%
260-521-111-0000	Paraprofessional Salaries	85,000.00	28,200.01	109,849.03	( 24,849.03)	33%	129%
260-521-114-0000	PSR Salaries	25,000.00	0.00	27,012.86	( 2,012.86)	0%	108%
260-521-210-0000	Special Ed Retirement	500.00	0.00	0.00	500.00	0%	0%
260-521-220-0000	Special Ed FICA	200.00	0.00	0.00	200.00	0%	0%
260-521-240-0000	Special Ed Health Insurance	750.00	0.00	0.00	750.00	0%	0%
260-521-280-0000	Special Ed Sick Leave		0.00	0.00			
260-521-320-0000	Special Ed Purchased Services	63,550.00	37,046.46	154,255.06	( 90,705.06)	58%	243%
260-521-322-0000	Health & Welfare Match Payments		0.00	0.00			
260-521-410-0000	Special Ed Supplies		0.00	0.00			
TOTAL EXPENSES		250,000.00	70,357.49	354,098.91	104,098.91CR	28%	142%
			65,062.37CR	529.00			



ACCT #	ACCT NAME	BUDGETED	MTD ACTIVITY	YTD ACTIVITY	BALANCE	MTD%	YTD%
	TITLE IV-A, ESSA						
261-445-100-0000	Title I - ESEA		2,784.78CR	21,372.04CR			
261-445-900-0000	Other Indirect Restricted Federal	76,544.00CR	0.00	22,770.86CR	53,773.14CR	0%	30%
261-460-000-0000	Transfers In		0.00	0.00			
	TOTAL REVENUES	76,544.00CR	2,784.78CR	44,142.90CR	32,401.10CR	4%	58%
261-512-110-0000	Certified Salaries		0.00	0.00			
261-512-111-0000	Paraprofessional Salaries	17,586.00	1,438.03	15,165.38	2,420.62	8%	86%
261-512-210-0000	Certified Retirement		0.00	0.00			
261-512-211-0000	Paraprofessional Retirement	2,105.00	171.99	1,813.79	291.21	8%	86%
261-512-220-0000	Certified FICA		0.00	0.00			
261-512-221-0000	Paraprofessional FICA	1,345.00	110.00	1,155.64	189.36	8%	86%
261-512-240-0000	Certified Health & Life Ins		0.00	0.00			
261-512-241-0000	Paraprofessional Health Ins	7,653.00	1,064.75	8,806.78	( 1,153.78)	14%	115%
261-512-280-0000	Certified Sick Leave		0.00	0.00			
261-512-281-0000	Paraprofessional Sick Leave		0.00	0.00			
261-512-320-0000	Purchased Services		0.00	0.00			
261-512-410-0000	Supplies		0.00	0.00			
261-512-550-0000	Capital Outlay		0.00	0.00			
261-611-111-0000	SC Salaries		0.00	0.00			
261-611-210-0000	SC Retirement		0.00	0.00			
261-611-220-0000	SC FICA/Med		0.00	0.00			
261-611-240-0000	SC Health/Life Ins		0.00	0.00			
261-611-280-0000	SC Sick Leave		0.00	0.00			
261-611-320-0000	SC Purchased Services	46,000.00	0.00	19,986.08	26,013.92	0%	43%
261-611-380-0000	SC Travel		126.79CR	126.79CR			
261-611-410-0000	SC Supplies	1,855.00	0.00	0.00	1,855.00	0%	0%
261-920-810-0000	Transfers Out		0.00	0.00			
	TOTAL EXPENSES	76,544.00	2,657.98	46,800.88	29,743.12	3%	61%
			126.80CR	2,657.98			



ACCT #	ACCT NAME	BUDGETED	MTD ACTIVITY	YTD ACTIVITY	BALANCE	MTD%	YTD%
263-445-300-0000	PERKINS III Federal Grant - Perkins	17,256.00CR	0.00	0.00	17,256.00CR	0%	0%
	TOTAL REVENUES	17,256.00CR	0.00	0.00	17,256.00CR	0%	0%
263-656-110-0000	Salaries	4,000.00	522.28	9,941.59	( 5,941.59)	13%	249%
263-656-210-0000	Retirement	525.00	70.40	1,340.10	( 815.10)	13%	255%
263-656-220-0000	FICA	320.00	39.34	754.74	( 434.74)	12%	236%
263-656-240-0000	Health & Life Insurance	525.00	71.32	1,028.54	( 503.54)	14%	196%
263-656-280-0000	Sick Leave		0.00	0.00			
263-515-320-0000	Purchased Services		0.00	0.00			
263-515-380-0000	Travel	2,500.00	499.86	1,049.36	1,450.64	20%	42%
263-515-410-0000	Supplies	9,386.00	0.00	0.00	9,386.00	0%	0%
263-515-550-0000	Capital Outlay		0.00	0.00			
	TOTAL EXPENSES	17,256.00	1,203.20	14,114.33	3,141.67	7%	82%
			1,203.20	14,114.33			



ACCT #	ACCT NAME	BUDGETED	MTD ACTIVITY	YTD ACTIVITY	BALANCE	MTD%	YTD%
	TITLE III						
270-445-100-0000	Restricted Grant Income		3,373.51CR	36,337.92CR			
270-445-900-0000	Other Indirect Restricted Federal	37,182.00CR	0.00	0.00	37,182.00CR	0%	0%
270-460-000-0000	Transfers In		0.00	0.00			
	TOTAL REVENUES	37,182.00CR	3,373.51CR	36,337.92CR	844.08CR	9%	98%
270-512-110-0000	Salaries	300.00	0.00	1,300.00	( 1,000.00)	0%	433%
270-512-111-0000	Aides Salaries	14,000.00	1,261.31	11,381.99	2,618.01	9%	81%
270-512-210-0000	Retirement	36.00	0.00	175.24	( 139.24)	0%	487%
270-512-211-0000	Aides Retirement	1,675.00	150.85	1,361.27	313.73	9%	81%
270-512-220-0000	FICA	21.00	0.00	99.10	( 78.10)	0%	472%
270-512-221-0000	Aides FICA	1,071.00	93.58	844.56	226.44	9%	79%
270-512-240-0000	Health Insurance	26.00	0.00	227.07	( 201.07)	0%	873%
270-512-241-0000	Aide Health & Life Insurance	325.00	36.10	324.90	0.10	11%	100%
270-512-280-0000	Sick Leave		0.00	0.00			
270-512-281-0000	Aides Sick Leave		0.00	0.00			
270-512-320-0000	Purchased Services		0.00	0.00			
270-512-380-0000	Travel		0.00	0.00			
270-512-410-0000	Supplies	1,600.00	0.00	0.00	1,600.00	0%	0%
270-512-550-0000	Capital Outlay		0.00	0.00			
270-515-110-0000	Salaries	14,631.00	1,256.33	19,974.86	( 5,343.86)	9%	137%
270-515-210-0000	Retirement	2,000.00	169.35	2,692.59	( 692.59)	8%	135%
270-515-220-0000	FICA	1,120.00	95.66	1,481.80	( 361.80)	9%	132%
270-515-240-0000	Health Insurance	377.00	310.34	3,853.47	( 3,476.47)	82%	999%
270-515-280-0000	Sick Leave		0.00	0.00			
270-515-320-0000	Purchased Services		0.00	0.00			
270-515-410-0000	Supplies		0.00	0.00			
270-515-550-0000	Capital Outlay		0.00	0.00			
	TOTAL EXPENSES	37,182.00	3,373.52	43,716.85	6,534.85CR	9%	118%
			0.01	7,378.93			



ACCT #	ACCT NAME	BUDGETED	MTD ACTIVITY	YTD ACTIVITY	BALANCE	MTD%	YTD%
	TITLE II-A						
271-445-900-0000	Other Indirect Restricted Federal	45,322.00CR	3,773.47CR	39,185.77CR	6,136.23CR	8%	86%
	TOTAL REVENUES	45,322.00CR	3,773.47CR	39,185.77CR	6,136.23CR	8%	86%
271-512-110-0000	Elementary School Salaries	2,265.00	2,655.78	27,703.69	( 25,438.69)	117%	999%
271-512-111-0000	Aides Salaries		0.00	750.00			
271-512-210-0000	Retirement	305.00	341.15	3,627.75	( 3,322.75)	112%	999%
271-512-211-0000	Aides Retirement		14.95	44.85			
271-512-220-0000	FICA	173.00	201.03	2,071.09	( 1,898.09)	116%	999%
271-512-221-0000	Aides FICA		0.00	0.00			
271-512-240-0000	Health Insurance	500.00	560.56	5,819.19	( 5,319.19)	112%	999%
271-512-241-0000	Aide Health & Life Insurance		0.00	0.00			
271-512-280-0000	Sick Leave		0.00	0.00			
271-512-281-0000	Aides Sick Leave		0.00	0.00			
271-512-320-0000	Purchased Services	8,526.00	0.00	3,276.00	5,250.00	0%	38%
271-512-410-0000	Supplies		0.00	0.00			
271-512-550-0000	Capital Outlay		0.00	0.00			
271-513-110-0000	5th & 6th Grade Salaries		0.00	0.00			
271-514-110-0000	7th & 8th Grade Salaries		0.00	0.00			
271-515-110-0000	Secondary Salaries	23,165.00	0.00	0.00	23,165.00	0%	0%
271-515-210-0000	Retirement	3,125.00	0.00	0.00	3,125.00	0%	0%
271-515-220-0000	FICA	1,772.00	0.00	0.00	1,772.00	0%	0%
271-515-240-0000	Health Insurance	5,491.00	0.00	0.00	5,491.00	0%	0%
271-515-280-0000	Sick Leave		0.00	0.00			
271-635-113-3232	District Salaries		0.00	0.00			
271-635-213-3232	District Retirement		0.00	0.00			
271-635-223-3232	District FICA		0.00	0.00			
271-920-810-0000	Transfers Out		0.00	0.00			
	TOTAL EXPENSES	45,322.00	3,773.47	43,292.57	2,029.43	8%	96%

0.00 4,106.80

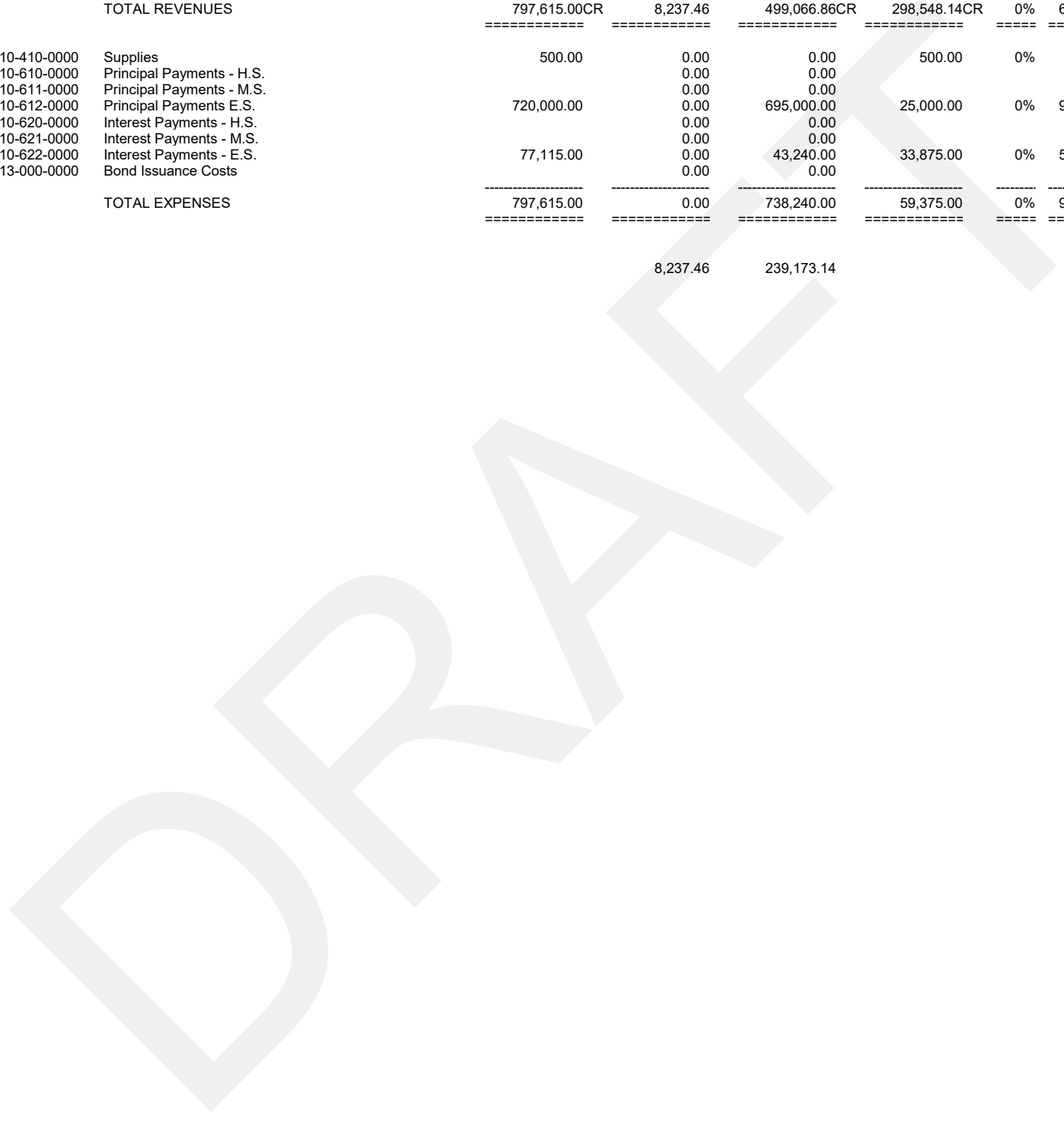


ACCT #	ACCT NAME	BUDGETED	MTD ACTIVITY	YTD ACTIVITY	BALANCE	MTD%	YTD%
	21ST CENTURY GRANT PROGRAM						
273-445-900-0000	Other Indirect Restricted Federal	123,415.79CR	0.00	77,918.11CR	45,497.68CR	0%	63%
	TOTAL REVENUES	123,415.79CR	0.00	77,918.11CR	45,497.68CR	0%	63%
273-512-110-0000	Salaries	75,000.00	7,426.39	66,105.64	8,894.36	10%	88%
273-512-210-0000	Retirement	10,000.00	731.19	6,344.85	3,655.15	7%	63%
273-512-220-0000	FICA	6,000.00	550.93	4,908.34	1,091.66	9%	82%
273-512-240-0000	Health Insurance	20,000.00	2,084.27	16,921.80	3,078.20	10%	85%
273-512-280-0000	PERSI Sick Leave		0.00	0.00			
273-512-320-0000	Purchased Services		0.00	0.00			
273-512-410-0000	Supplies	4,665.79	0.00	11,390.77	( 6,724.98)	0%	244%
273-513-110-0000	Salaries		0.00	0.00			
273-513-210-0000	Retirement		0.00	0.00			
273-513-220-0000	FICA Expense		0.00	0.00			
273-513-240-0000	Health & Life Insurance		0.00	0.00			
273-513-280-0000	PERSI Sick Leave		0.00	0.00			
273-513-320-0000	Purchased Services		0.00	0.00			
273-513-410-0000	Supplies		0.00	0.00			
273-514-110-0000	Salaries		0.00	0.00			
273-514-210-0000	Retirement		0.00	0.00			
273-514-220-0000	FICA		0.00	0.00			
273-514-240-0000	Health & Life Insurance		0.00	0.00			
273-514-280-0000	Sick Leave		0.00	0.00			
273-514-320-0000	Purchased Services		0.00	0.00			
273-514-410-0000	Supplies		0.00	0.00			
273-515-110-0000	Certified Salaries		0.00	0.00			
273-515-210-0000	Certified Retirement		0.00	0.00			
273-515-220-0000	Certified FICA		0.00	0.00			
273-515-240-0000	Certified Health & Life Insurance		0.00	0.00			
273-515-280-0000	Certified Sick Leave		0.00	0.00			
273-515-320-0000	Purchased Services		0.00	0.00			
273-515-410-0000	Supplies		0.00	0.00			
273-681-111-0000	21st Transportation	6,000.00	705.50	5,427.25	572.75	12%	90%
273-681-210-0000	Transportation Retirement Benefits	1,000.00	84.38	649.11	350.89	8%	65%
273-681-220-0000	Transportation FICA	750.00	53.62	412.92	337.08	7%	55%
	TOTAL EXPENSES	123,415.79	11,636.28	112,160.68	11,255.11	9%	91%
			11,636.28	34,242.57			

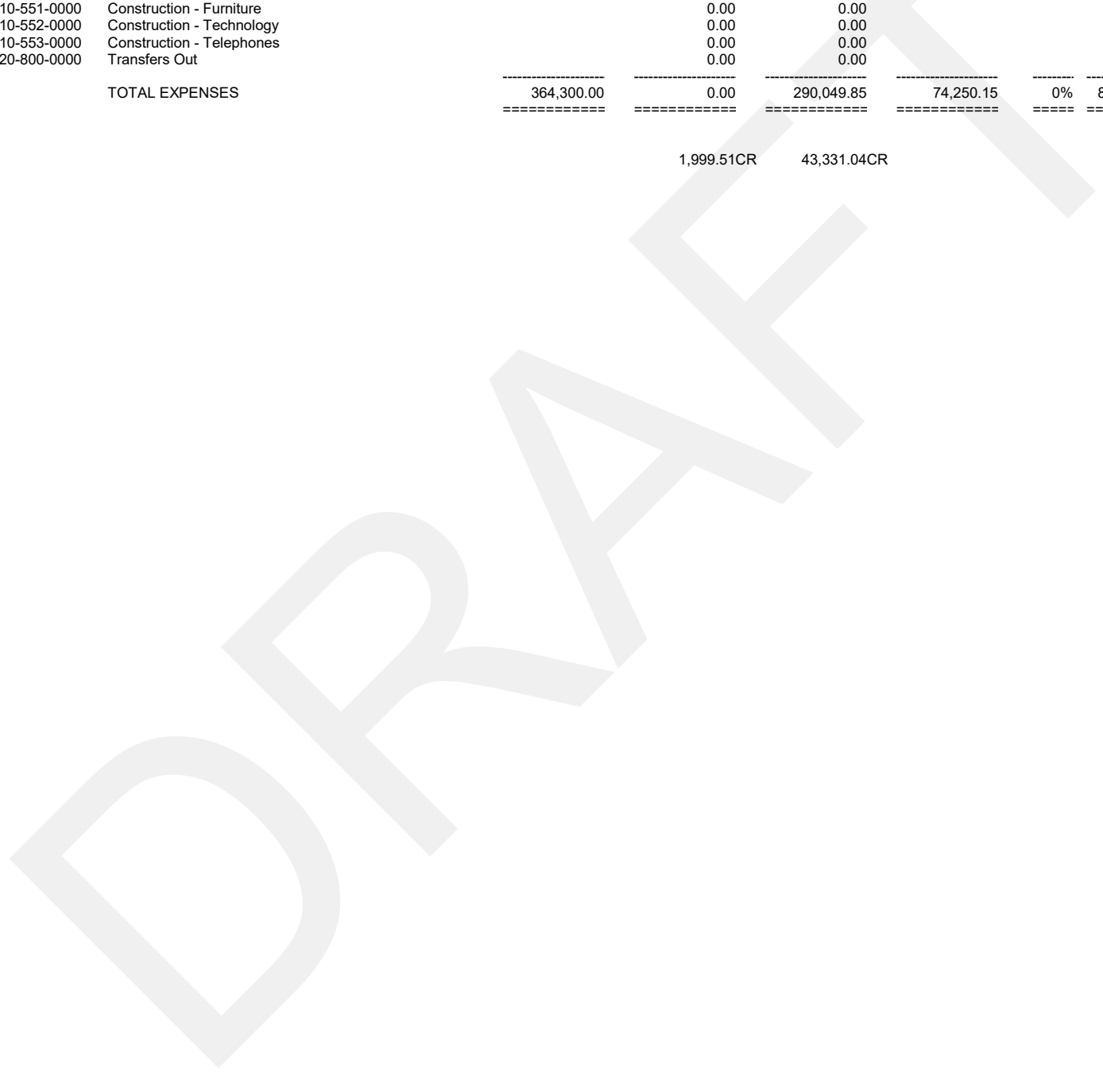


ACCT #	ACCT NAME	BUDGETED	MTD ACTIVITY	YTD ACTIVITY	BALANCE	MTD%	YTD%
CHILD NUTRITION							
290-415-100-0000	Investment Earnings	15.00CR	2.16CR	17.26CR	2.26	14%	115%
290-416-200-0000	Meal Sales	50,000.00CR	2,241.00CR	38,560.97CR	11,439.03CR	4%	77%
290-419-200-0000	Donations/Contributions		0.00	0.00			
290-419-900-0000	Other Local Revenue		0.00	0.00			
290-419-910-0000	Resale		0.00	0.00			
290-445-100-0000	Restricted Grant Income		0.00	0.00			
290-445-500-0000	Child Nutrition Reimbursement-Lunc	290,000.00CR	30,931.04CR	202,577.19CR	87,422.81CR	11%	70%
290-445-501-0000	Child Nutrition Reimbursement-FFVP	32,000.00CR	5,464.65CR	33,168.01CR	1,168.01	17%	104%
290-445-502-0000	Child Nutrition Reimbursement-Brea	80,000.00CR	7,772.68CR	51,263.82CR	28,736.18CR	10%	64%
290-445-503-0000	Child Nutrition Reimburse-Snack	11,000.00CR	829.08CR	6,727.14CR	4,272.86CR	8%	61%
290-445-504-0000	Summer Food Program		0.00	16,205.23CR			
290-445-510-0000	Child Nutrition Reimburse-CC	4,800.00CR	0.00	2,601.64CR	2,198.36CR	0%	54%
290-445-900-0000	Commodities Revenue		0.00	0.00			
290-460-000-0000	Transfers In		0.00	0.00			
	<b>TOTAL REVENUES</b>	<b>467,815.00CR</b>	<b>47,240.61CR</b>	<b>351,121.26CR</b>	<b>116,693.74CR</b>	<b>10%</b>	<b>75%</b>
290-710-110-0000	Child Nutrition Director Salaries	50,900.00	0.00	0.00	50,900.00	0%	0%
290-710-111-0000	Child Nutrition Managers	59,000.00	4,501.65	46,176.10	12,823.90	8%	78%
290-710-112-0000	Child Nutrition Cooks	66,600.00	4,348.61	44,449.47	22,150.53	7%	67%
290-710-160-0000	Child Nutrition Substitutes		756.00	2,856.00			
290-710-210-0000	Retirement	21,125.00	1,058.49	10,838.81	10,286.19	5%	51%
290-710-220-0000	FICA		57.83	218.48			
290-710-240-0000	Health Insurance	51,204.00	2,583.60	26,701.67	24,502.33	5%	52%
290-710-270-0000	Workers Compensation		0.00	0.00			
290-710-280-0000	Sick Leave		0.00	0.00			
290-710-320-0000	Purchased Services	2,500.00	219.80	6,799.07	( 4,299.07)	9%	272%
290-710-330-0000	Utilities		0.00	0.00			
290-710-410-0000	Supplies	17,000.00	1,377.24	10,272.36	6,727.64	8%	60%
290-710-450-0000	Food Costs	199,386.00	31,684.51	266,076.18	( 66,690.18)	16%	133%
290-710-451-0000	Commodity Costs		0.00	0.00			
290-710-490-0000	Sales Tax Expense	100.00	8.44	60.97	39.03	8%	61%
290-710-550-0000	Capital Outlay		0.00	3,119.00			
290-950-850-0000	Contingency		0.00	0.00			
290-999-999-0000	Suspense - Returned Checks		0.00	0.00			
	<b>TOTAL EXPENSES</b>	<b>467,815.00</b>	<b>46,596.17</b>	<b>417,568.11</b>	<b>50,246.89</b>	<b>10%</b>	<b>89%</b>
			644.44CR	66,446.85			

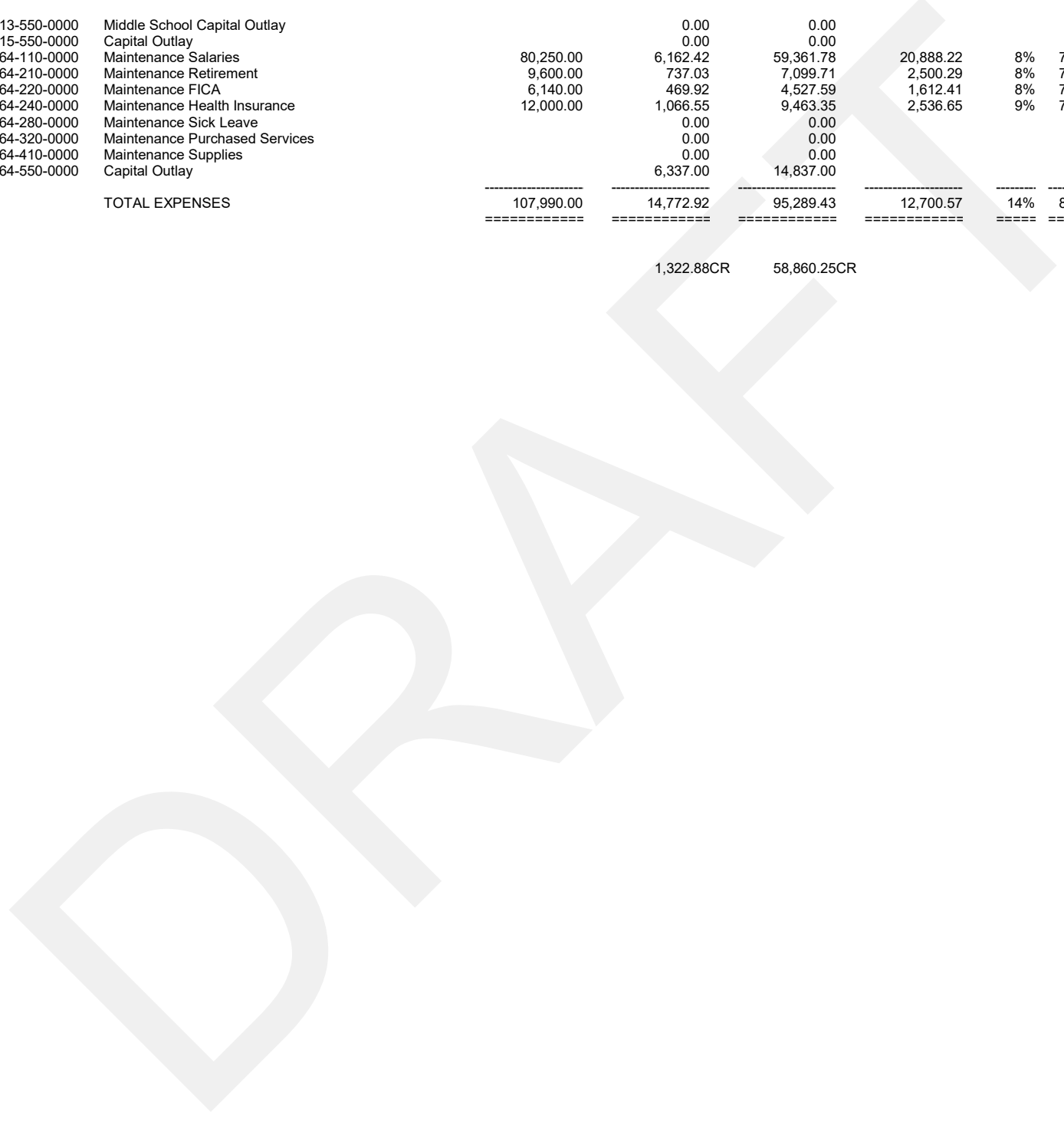
ACCT #	ACCT NAME	BUDGETED	MTD ACTIVITY	YTD ACTIVITY	BALANCE	MTD%	YTD%
<b>BOND REDEMPTION &amp; INTEREST</b>							
310-412-500-0000	Property Taxes	135,715.00CR	11,253.25	18,654.19CR	117,060.81CR	7%	14%
310-413-000-0000	Interest and Penalty	2,000.00CR	64.71CR	1,953.73CR	46.27CR	3%	98%
310-415-100-0000	Investment Earnings	55,000.00CR	2,951.08CR	30,063.29CR	24,936.71CR	5%	55%
310-431-900-0000	Other State Support	591,000.00CR	0.00	441,455.00CR	149,545.00CR	0%	75%
310-438-000-0000	Personal Property Tax	13,900.00CR	0.00	6,940.65CR	6,959.35CR	0%	50%
310-439-100-0000	Other State Revenue		0.00	0.00			
310-451-000-0000	Bond Proceeds		0.00	0.00			
	<b>TOTAL REVENUES</b>	<b>797,615.00CR</b>	<b>8,237.46</b>	<b>499,066.86CR</b>	<b>298,548.14CR</b>	<b>0%</b>	<b>63%</b>
<hr/>							
310-910-410-0000	Supplies	500.00	0.00	0.00	500.00	0%	0%
310-910-610-0000	Principal Payments - H.S.		0.00	0.00			
310-910-611-0000	Principal Payments - M.S.		0.00	0.00			
310-910-612-0000	Principal Payments E.S.	720,000.00	0.00	695,000.00	25,000.00	0%	97%
310-910-620-0000	Interest Payments - H.S.		0.00	0.00			
310-910-621-0000	Interest Payments - M.S.		0.00	0.00			
310-910-622-0000	Interest Payments - E.S.	77,115.00	0.00	43,240.00	33,875.00	0%	56%
310-913-000-0000	Bond Issuance Costs		0.00	0.00			
	<b>TOTAL EXPENSES</b>	<b>797,615.00</b>	<b>0.00</b>	<b>738,240.00</b>	<b>59,375.00</b>	<b>0%</b>	<b>93%</b>
<hr/>							
			8,237.46	239,173.14			



ACCT #	ACCT NAME	BUDGETED	MTD ACTIVITY	YTD ACTIVITY	BALANCE	MTD%	YTD%
FACILITIES FUND							
410-411-200-0000	Supplemental Levy Proceeds	355,000.00CR	739.24CR	321,455.56CR	33,544.44CR	0%	91%
410-412-500-0000	Bond & Interest Proceeds		0.00	0.00			
410-415-100-0000	Investment Earnings	9,300.00CR	1,260.27CR	11,925.33CR	2,625.33	14%	128%
410-419-900-0000	Other Local Income		0.00	0.00			
410-460-000-0000	Transfers In		0.00	0.00			
	TOTAL REVENUES	364,300.00CR	1,999.51CR	333,380.89CR	30,919.11CR	1%	92%
410-664-320-0000	Purchased Services	4,500.00	0.00	1,543.91	2,956.09	0%	34%
410-664-410-0000	Facilities Supplies	9,000.00	0.00	0.00	9,000.00	0%	0%
410-664-550-0000	Facilities Capital Outlay	350,800.00	0.00	288,505.94	62,294.06	0%	82%
410-810-550-0000	Construction Capital Outlay		0.00	0.00			
410-810-551-0000	Construction - Furniture		0.00	0.00			
410-810-552-0000	Construction - Technology		0.00	0.00			
410-810-553-0000	Construction - Telephones		0.00	0.00			
410-920-800-0000	Transfers Out		0.00	0.00			
	TOTAL EXPENSES	364,300.00	0.00	290,049.85	74,250.15	0%	80%
			1,999.51CR	43,331.04CR			



ACCT #	ACCT NAME	BUDGETED	MTD ACTIVITY	YTD ACTIVITY	BALANCE	MTD%	YTD%
PLANT FACILITIES							
420-415-100-0000	Interest Earnings	107,990.00CR	16,095.80CR	154,149.68CR	46,159.68	15%	143%
420-419-900-0000	Other Local Income		0.00	0.00			
420-437-100-0000	Lottery Revenue		0.00	0.00			
420-437-200-0000	Additional State Maintenance		0.00	0.00			
420-460-000-0000	Transfers In		0.00	0.00			
	TOTAL REVENUES	107,990.00CR	16,095.80CR	154,149.68CR	46,159.68	15%	143%
420-513-550-0000	Middle School Capital Outlay		0.00	0.00			
420-515-550-0000	Capital Outlay		0.00	0.00			
420-664-110-0000	Maintenance Salaries	80,250.00	6,162.42	59,361.78	20,888.22	8%	74%
420-664-210-0000	Maintenance Retirement	9,600.00	737.03	7,099.71	2,500.29	8%	74%
420-664-220-0000	Maintenance FICA	6,140.00	469.92	4,527.59	1,612.41	8%	74%
420-664-240-0000	Maintenance Health Insurance	12,000.00	1,066.55	9,463.35	2,536.65	9%	79%
420-664-280-0000	Maintenance Sick Leave		0.00	0.00			
420-664-320-0000	Maintenance Purchased Services		0.00	0.00			
420-664-410-0000	Maintenance Supplies		0.00	0.00			
420-664-550-0000	Capital Outlay		6,337.00	14,837.00			
	TOTAL EXPENSES	107,990.00	14,772.92	95,289.43	12,700.57	14%	88%
			1,322.88CR	58,860.25CR			



ACCT #	ACCT NAME	BEG BALANCE	MTD ACTIVITY	YTD BALANCE
MODERNIZATION FUND				
436-415-100-0000	Investment Earnings	0.00	0.00	0.00
436-431-900-0000	Other State Support	1,285.77CR	0.00	1,285.77CR
	TOTAL REVENUES	1,285.77CR	0.00	1,285.77CR
436-512-550-0000	Elementary Capital Outlay	0.00	0.00	0.00
436-513-550-0000	5th & 6th Grade Capital Outlay	0.00	0.00	0.00
436-514-550-0000	7th & 8th Grade Capital Outlay	0.00	0.00	0.00
436-515-550-0000	Secondary Capital Outlay	0.00	0.00	0.00
436-664-550-0000	District Capital Outlay	0.00	0.00	0.00
	TOTAL EXPENSES	0.00	0.00	0.00
		0.00	0.00	0.00

DRAFT

ACCT #	ACCT NAME	BUDGETED	MTD ACTIVITY	YTD ACTIVITY	BALANCE	MTD%	YTD%
	GENERAL FUND						
100-111-100-0000	General Checking - Pooled Cash		5,797.92	146,673.72			
101-111-100-0000	General Checking - Pooled Cash		0.00	0.00			
102-111-100-0000	Pooled Cash - Id Rebounds-CVRF		0.00	0.00			
103-111-100-0000	General Checking - Pooled Cash		0.00	0.00			
105-111-100-0000	General Checking - Pooled Cash		0.00	0.00			
107-111-100-0000	General Checking - Pooled Cash		0.00	0.00			
110-111-100-0000	General Checking - Pooled Cash		0.00	0.00			
111-111-100-0000	General Checking - Pooled Cash		9,000.00	17,056.30			
100-111-300-0000	Petty Cash		0.00	0.00			
100-112-100-0000	Investments - State Treasurer		684,183.27CR	5,111,127.79			
100-112-500-0000	Prepaid Expenses		0.00	705.00			
100-113-100-0000	Property Taxes Receivable		24,553.53CR	20,052.50			
100-114-100-0000	Grant Receivable		0.00	0.00			
100-114-150-0000	Other State Support Receivable		0.00	0.00			
100-114-160-0000	Ag Replacement Tax Receivable		0.00	2,065.65CR			
100-114-180-0000	Other State Revenue Receivable		0.00	0.00			
100-114-200-0000	Due From School Lunch Program		29,019.91CR	187,277.27			
100-114-205-0000	Accrued School Lunch Receivable		0.00	0.33			
100-114-245-0000	Due from Hot Lunch - HRA		0.00	0.00			
100-114-300-0000	Miscellaneous Receivable		0.00	0.00			
100-114-400-0000	Due from Other Funds		0.00	0.00			
100-114-500-0000	Accounts Receivable		0.00	0.00			
101-114-500-0000	Accounts Receivable		0.00	0.00			
103-114-500-0000	Accounts Receivable		0.00	0.00			
105-114-500-0000	Accounts Receivable		0.00	0.00			
107-114-500-0000	Accounts Receivable		0.00	0.00			
110-114-500-0000	Accounts Receivable		0.00	0.00			
111-114-500-0000	Accounts Receivable		0.00	0.00			
100-114-900-0000	Due To/Due From		0.00	0.00			
101-114-900-0000	Due to/From		0.00	0.00			
103-114-900-0000	Due To/From		0.00	0.00			
105-114-900-0000	Due To/From		0.00	0.00			
110-114-900-0000	Due To/From		0.00	0.00			
111-114-900-0000	Due To/From		0.00	0.00			
100-211-100-0000	Due to Other Funds		0.00	0.01CR			
100-213-000-0000	Accrual Contra Account		0.00	0.00			
101-213-000-0000	Accounts Payable		0.00	0.00			
102-213-000-0000	Accounts Payable		0.00	0.00			
103-213-000-0000	Accounts Payable		0.00	0.00			
105-213-000-0000	Accounts Payable		0.00	0.00			
107-213-000-0000	Accounts Payable		0.00	0.00			
110-213-000-0000	Accounts Payable		0.00	0.00			
111-213-000-0000	Accounts Payable		0.00	0.00			
100-213-100-0000	Accounts Payable		0.00	36,595.06CR			
100-213-150-0000	Encumbrances Payable		0.00	0.00			
101-213-150-0000	Encumbrances Payable		0.00	0.00			
103-213-150-0000	Encumbrances Payable		0.00	0.00			
105-213-150-0000	Encumbrances Payable		0.00	0.00			
107-213-150-0000	Encumbrances Payable		0.00	0.00			
110-213-150-0000	Encumbrances Payable		0.00	0.00			
111-213-150-0000	Encumbrances Payable		0.00	0.00			
100-214-100-0000	Contracts Payable		0.00	1,105,252.03CR			
102-214-100-0000	Contracts Payable		0.00	0.00			
105-214-100-0000	Contracts Payable		0.00	0.00			
110-214-100-0000	Contracts Payable		0.00	0.00			
111-214-100-0000	Contracts Payable		0.00	0.00			
111-214-400-0000	Due to Other Funds		0.00	0.00			
100-217-100-0000	Salaries Payable		0.00	0.00			
101-217-100-0000	Salaries Payable		0.00	0.00			
103-217-100-0000	Salaries Payable		0.00	0.00			
105-217-100-0000	Salaries Payable		0.00	0.00			
107-217-100-0000	Salaries Payable		0.00	0.00			
110-217-100-0000	Salaries Payable		0.00	0.00			
100-218-100-0000	FICA/Federal Withholding		0.00	36.86			
101-218-100-0000	FICA/Federal Withholding Payable		0.00	0.00			
102-218-100-0000	FICA/Federal Tax Payable		0.00	0.00			
103-218-100-0000	FICA/Federal Withholding		0.00	0.00			
105-218-100-0000	FICA/Federal Withholding		0.00	0.00			
107-218-100-0000	FICA/Federal Withholding Payable		0.00	0.00			
110-218-100-0000	FICA/Federal Tax Payable		0.00	0.00			
111-218-100-0000	FICA/Federal Withholding		0.00	0.00			
100-218-200-0000	State Tax Withholding		0.00	0.00			
101-218-200-0000	State Tax Withholding		0.00	0.00			
102-218-200-0000	State Tax Payable		0.00	0.00			
103-218-200-0000	State Tax Withholding		0.00	0.00			
105-218-200-0000	State Tax Withholding		0.00	0.00			
107-218-200-0000	State Tax Withholding		0.00	0.00			
110-218-200-0000	State Tax Payable		0.00	0.00			
111-218-200-0000	State Withholding		0.00	0.00			
100-218-300-0000	PERSI Withholding		0.00	0.06CR			
101-218-300-0000	PERSI Withholding		0.00	0.00			
102-218-300-0000	PERSI Payable		0.00	0.00			
103-218-300-0000	PERSI Withholding		0.00	0.00			
105-218-300-0000	PERSI Withholding		0.00	0.00			
107-218-300-0000	PERSI Withholding		0.00	0.00			
110-218-300-0000	PERSI Payable		0.00	0.00			
111-218-300-0000	PERSI Withholding		0.00	0.00			
100-218-400-0000	Blue Cross Withholding		0.00	551.25CR			
101-218-400-0000	Blue Cross Withholding		0.00	0.00			
102-218-400-0000	Health & Life Payable		0.00	0.00			
103-218-400-0000	Blue Cross Withholding		0.00	0.00			
105-218-400-0000	Blue Cross Withholding		0.00	0.00			

ACCT #	ACCT NAME	BUDGETED	MTD ACTIVITY	YTD ACTIVITY	BALANCE	MTD%	YTD%
107-218-400-0000	Blue Cross Withholding		0.00	0.00			
110-218-400-0000	Blue Cross Payable		0.00	0.00			
111-218-400-0000	Health & Life Ins Withholding		0.00	0.00			
100-218-800-0000	Miscellaneous Withholding		180.00	180.00			
101-218-800-0000	Miscellaneous Withholding		0.00	0.00			
103-218-800-0000	Miscellaneous Withholding		0.00	0.00			
105-218-800-0000	Miscellaneous Withholding		0.00	0.00			
107-218-800-0000	Miscellaneous Withholding		0.00	0.00			
110-218-800-0000	Miscellaneous Payable		0.00	0.00			
111-218-800-0000	Miscellaneous Withholding		0.00	0.00			
100-219-100-0000	AFLAC Flex Account Payable		0.00	0.00			
100-221-100-0000	Deferred Revenue		0.00	10,058.50CR			
100-320-001-0000	Beginning Fund Balance		0.00	0.00			
101-320-001-0000	Beginning Fund Balance		0.00	0.00			
102-320-001-0000	Beginning Fund Balance		0.00	0.00			
103-320-001-0000	Beginning Fund Balance		0.00	0.00			
105-320-001-0000	Beginning Fund Balance		0.00	0.00			
107-320-001-0000	Beginning Fund Balance		0.00	0.00			
110-320-001-0000	Beginning Fund Balance		0.00	0.00			
111-320-001-0000	Beginning Fund Balance		0.00	0.00			
100-320-002-0000	Adjustment to Fund Balance		0.00	0.00			
100-320-100-0000	Fund Balance		722,778.79	1,868,861.74CR			
101-320-100-0000	Fund Balance		0.00	0.00			
102-320-100-0000	Fund Balance		0.00	0.00			
103-320-100-0000	Fund Balance		0.00	0.00			
105-320-100-0000	Fund Balance		0.00	1,218.42			
107-320-100-0000	Fund Balance		0.00	0.00			
110-320-100-0000	Fund Balance		0.00	0.00			
111-320-100-0000	Fund Balance		9,000.00CR	17,382.15CR			
	Revenues over Expenditures		9,000.00CR	2,443,561.74			
DRIVER'S EDUCATION							
241-111-100-0000	General Checking - Pooled Cash		0.00	9,738.74			
241-113-800-0000	State Driver's Ed Receivable		0.00	0.00			
241-114-100-0000	Due From Other Funds		0.00	0.00			
241-114-110-0000	Fees Receivable		0.00	0.00			
241-114-500-0000	Accounts Receivable		0.00	0.00			
241-114-900-0000	Due To/Due From		0.00	0.00			
241-211-100-0000	Due to Other Funds		0.00	0.00			
241-213-000-0000	Accounts Payable		0.00	0.00			
241-213-150-0000	Encumbrances Payable		0.00	0.00			
241-217-100-0000	Salaries Payable		0.00	0.03			
241-218-100-0000	FICA/Federal Withholding		0.00	0.00			
241-218-200-0000	State Tax Withholding		0.00	0.00			
241-218-300-0000	PERSI Withholding		0.00	0.00			
241-218-400-0000	Blue Cross Withholding		0.00	0.00			
241-218-800-0000	Miscellaneous Withholding		0.00	0.00			
241-320-001-0000	Beginning Fund Balance		0.00	15,191.01CR			
241-320-100-0000	Fund Balance		0.00	9,738.74CR			
	Revenues over Expenditures		0.00	15,190.98CR			
PTE - BUSINESS TECHNOLOGY							
242-111-100-0000	General Checking - Pooled Cash		0.00	0.00			
242-114-100-0000	Grant Receivable		0.00	0.00			
242-114-500-0000	Accounts Receivable		0.00	0.00			
242-114-900-0000	Due To/Due From		0.00	0.00			
242-213-000-0000	Accounts Payable		0.00	0.00			
242-213-150-0000	Encumbrances Payable		0.00	0.00			
242-214-100-0000	Contracts Payable		0.00	0.00			
242-217-100-0000	Salaries Payable		0.00	0.00			
242-218-100-0000	FICA/Federal Tax Payable		0.00	0.00			
242-218-200-0000	State Income Tax Payable		0.00	0.00			
242-218-300-0000	PERSI Payable		0.00	0.00			
242-218-400-0000	Health Insurance Payable		0.00	0.00			
242-218-800-0000	Miscellaneous Payable		0.00	0.00			
242-320-001-0000	Beginning Fund Balance		0.00	0.00			
242-320-100-0000	Fund Balance		0.00	4,129.49			
	Revenues over Expenditures		0.00	4,129.49			
CTE PROGRAMS							
243-111-100-0000	General Checking - Pooled Cash		6,020.56	2,242.93CR			
243-114-100-0000	Grant Receivable		0.00	35,018.00			
243-114-400-0000	DUE FROM OTHER FUNDS		0.00	0.00			
243-114-500-0000	Accounts Receivable		0.00	0.00			
243-114-900-0000	Due To/Due From		0.00	0.00			
243-211-100-0000	Due to Other Funds		0.00	0.00			
243-213-000-0000	Accounts Payable		0.00	0.00			
243-213-150-0000	Encumbrances Payable		0.00	0.00			
243-214-100-0000	Contracts Payable		0.00	1,986.05CR			
243-217-100-0000	Salaries Payable		0.00	0.00			
243-218-100-0000	FICA/Federal Withholding		0.00	0.00			
243-218-200-0000	State Tax Withholding		0.00	0.00			
243-218-300-0000	PERSI Withholding		0.00	0.00			
243-218-400-0000	Blue Cross Withholding		0.00	0.00			
243-218-800-0000	Miscellaneous Withholding		0.00	0.00			
243-320-001-0000	Beginning Fund Balance		0.00	0.00			
243-320-100-0000	Fund Balance		6,020.56CR	36,354.44CR			

ACCT #	ACCT NAME	BUDGETED	MTD ACTIVITY	YTD ACTIVITY	BALANCE	MTD%	YTD%
	Revenues over Expenditures		0.00	5,565.42CR			
	PTE - AG SCIENCE						
244-111-100-0000	General Checking - Pooled Cash		0.00	0.00			
244-114-100-0000	Grant Receivable		0.00	0.00			
244-114-500-0000	Accounts Receivable		0.00	0.00			
244-114-900-0000	Due To/Due From		0.00	0.00			
244-213-000-0000	Accounts Payable		0.00	0.00			
244-213-150-0000	Encumbrances Payable		0.00	0.00			
244-214-100-0000	Contracts Payable		0.00	0.00			
244-217-100-0000	Salaries Payable		0.00	0.00			
244-218-100-0000	FICA/Federal Income Tax Payable		0.00	0.00			
244-218-200-0000	State Income Tax Payable		0.00	0.00			
244-218-300-0000	PERSI Payable		0.00	0.00			
244-218-400-0000	Health Insurance Payable		0.00	0.00			
244-218-800-0000	Miscellaneous Payable		0.00	0.00			
244-320-001-0000	Beginning Fund Balance		0.00	0.00			
244-320-100-0000	Fund Balance		0.00	1,435.93			
	Revenues over Expenditures		0.00	1,435.93			
	CLASSROOM TECHNOLOGY						
245-111-100-0000	General Checking - Pooled Cash		2,708.77CR	65,655.48CR			
245-114-100-0000	Grant Receivable		0.00	0.00			
245-114-400-0000	Due From Other Funds		0.00	0.00			
245-114-500-0000	Accounts Receivable		0.00	0.00			
245-114-900-0000	Due To/Due From		0.00	0.00			
245-211-100-0000	Due to Other Funds		0.00	0.00			
245-213-000-0000	Accounts Payable		0.00	11,814.00			
245-213-150-0000	Encumbrances Payable		0.00	0.00			
245-214-100-0000	Contracts Payable		0.00	0.00			
245-217-100-0000	Salaries Payable		0.00	0.00			
245-218-100-0000	FICA/Federal Withholding		0.00	0.00			
245-218-200-0000	State Tax Withholding		0.00	0.00			
245-218-300-0000	PERSI Withholding		0.00	0.00			
245-218-400-0000	Blue Cross Withholding		0.00	0.00			
245-218-800-0000	Miscellaneous Withholding		0.00	0.00			
245-320-001-0000	Beginning Fund Balance		0.00	0.00			
245-320-100-0000	Fund Balance		2,708.77	54,005.68			
	Revenues over Expenditures		0.00	164.20			
	STATE SUBSTANCE ABUSE						
246-111-100-0000	General Checking - Pooled Cash		0.00	9,441.21CR			
246-114-400-0000	Due From Other Funds		0.00	0.00			
246-213-000-0000	Accounts Payable		0.00	0.00			
246-214-400-0000	Due to Other Funds		0.00	0.00			
246-217-100-0000	Salaries Payable		0.00	0.00			
246-218-100-0000	FICA/Federal Tax Payable		0.00	0.00			
246-218-200-0000	State Withholding Tax Payable		0.00	0.00			
246-218-300-0000	PERSI Payable		0.00	0.00			
246-218-400-0000	Health Insurance Payable		0.00	0.00			
246-218-800-0000	Miscellaneous Payable		0.00	0.00			
246-320-001-0000	Beginning Fund Balance		0.00	0.00			
246-320-100-0000	Fund Balance		0.00	17,350.71			
	Revenues over Expenditures		0.00	7,909.50			
	STATE LIBRARY GRANT						
	Revenues over Expenditures		0.00	0.00			
	CSI UP						
250-111-100-0000	General Checking - Pooled Cash		0.00	0.00			
250-112-500-0000	Prepaid Expenses		0.00	0.00			
250-114-100-0000	Grant Receivable		0.00	0.00			
250-213-000-0000	Accounts Payable		0.00	0.00			
250-217-100-0000	Salaries Payable		0.00	0.00			
250-218-100-0000	FICA/Federal Tax Payable		0.00	0.00			
250-218-200-0000	State Tax Payable		0.00	0.00			
250-218-300-0000	PERSI Retirement Payable		0.00	0.00			
250-218-400-0000	Health Insurance Payable		0.00	0.00			
250-218-800-0000	Miscellaneous Payable		0.00	0.00			
250-320-100-0000	Fund Balance		0.00	0.00			
	Revenues over Expenditures		0.00	0.00			
	TITLE I-A						
251-111-100-0000	General Checking - Pooled Cash		27,189.71	16,398.85CR			
251-114-100-0000	Grant Receivable		0.00	0.00			
251-114-400-0000	Due From Other Funds		0.00	0.00			
251-114-500-0000	Accounts Receivable		0.00	0.00			
251-114-900-0000	Due To/Due From		0.00	0.00			
251-211-100-0000	Due To Other Funds		0.00	0.00			
251-213-000-0000	Accounts Payable		0.00	0.00			
251-213-150-0000	Encumbrances Payable		0.00	0.00			
251-214-100-0000	Contracts Payable		0.00	56,374.50CR			
251-217-100-0000	Salaries Payable		0.00	0.00			

ACCT #	ACCT NAME	BUDGETED	MTD ACTIVITY	YTD ACTIVITY	BALANCE	MTD%	YTD%
251-218-100-0000	FICA/Federal Withholding		0.00	0.00			
251-218-200-0000	State Tax Withholding		0.00	0.00			
251-218-300-0000	PERSI Withholding		0.00	0.00			
251-218-400-0000	Blue Cross Withholding		0.00	0.00			
251-218-800-0000	Miscellaneous Withholding		0.00	0.00			
251-221-100-0000	Deferred Revenue		0.00	0.00			
251-320-001-0000	Beginning Fund Balance		0.00	0.00			
251-320-100-0000	Fund Balance		27,189.71CR	72,873.35			
	Revenues over Expenditures		0.00	100.00			
TITLE I-C MIGRANT							
253-111-100-0000	General Checking - Pooled Cash		24.71	275.76			
253-114-100-0000	Grant Receivable		0.00	10,309.62CR			
253-114-400-0000	Due From Other Funds		0.00	0.00			
253-114-500-0000	Accounts Receivable		0.00	0.00			
253-114-900-0000	Due To/Due From		0.00	0.00			
253-211-100-0000	Due To Other Funds		0.00	0.00			
253-213-000-0000	Accounts Payable		0.00	0.00			
253-213-150-0000	Encumbrances Payable		0.00	0.00			
253-214-100-0000	Contracts Payable		0.00	11,575.24CR			
253-217-100-0000	Salaries Payable		0.00	0.00			
253-218-100-0000	FICA/Federal Withholding		0.00	0.00			
253-218-200-0000	State Tax Withholding		0.00	0.00			
253-218-300-0000	PERSI Withholding		0.00	0.00			
253-218-400-0000	Blue Cross Withholding		0.00	0.00			
253-218-800-0000	Miscellaneous Withholding		0.00	0.00			
253-221-100-0000	Deferred Revenue		0.00	0.00			
253-320-001-0000	Beginning Fund Balance		0.00	0.00			
253-320-100-0000	Fund Balance		24.71CR	21,609.10			
	Revenues over Expenditures		0.00	0.00			
GEAR UP III							
254-111-100-0000	General Checking - Pooled Cash		1,360.73CR	28,315.84CR			
254-114-100-0000	Grant Receivable		0.00	0.00			
254-213-000-0000	Accounts Payable		0.00	0.00			
254-214-100-0000	Contracts Payable		0.00	7,513.63CR			
254-217-100-0000	Salaries Payable		0.00	0.00			
254-218-100-0000	FICA/Federal Tax Payable		0.00	0.00			
254-218-200-0000	State Tax Payable		0.00	0.00			
254-218-300-0000	PERSI Payable		0.00	0.00			
254-218-400-0000	Health Insurance Payable		0.00	0.00			
254-218-800-0000	Miscellaneous Payable		0.00	0.00			
254-320-100-0000	Fund Balance		1,360.73	36,143.61			
	Revenues over Expenditures		0.00	314.14			
IDEA VI-B SCHOOL AGE							
257-111-100-0000	General Checking - Pooled Cash		168.57	6,958.84CR			
257-114-100-0000	Grant Receivable		0.00	0.00			
257-114-400-0000	Due From Other Funds		0.00	0.00			
257-114-500-0000	Accounts Receivable		0.00	0.00			
257-114-900-0000	Due To/Due From		0.00	0.00			
257-211-100-0000	Due To Other Funds		0.00	0.00			
257-213-000-0000	Accounts Payable		0.00	0.00			
257-213-150-0000	Encumbrances Payable		0.00	0.00			
257-214-100-0000	Contracts Payable		0.00	25,751.79CR			
257-217-100-0000	Salaries Payable		0.00	0.00			
257-218-100-0000	FICA/Federal Withholding		0.00	0.00			
257-218-200-0000	State Tax Withholding		0.00	0.00			
257-218-300-0000	PERSI Withholding		0.00	0.00			
257-218-400-0000	Blue Cross Withholding		0.00	0.00			
257-218-800-0000	Miscellaneous Withholding		0.00	0.00			
257-221-100-0000	Deferred Revenue		0.00	0.00			
257-320-001-0000	Beginning Fund Balance		0.00	0.00			
257-320-002-0000	Beginning Fund Balance Adjustment		0.00	0.00			
257-320-100-0000	Fund Balance		168.57CR	34,435.43			
	Revenues over Expenditures		0.00	1,724.80			
IDEA VI-B PRE-SCHOOL							
258-111-100-0000	General Checking - Pooled Cash		0.00	879.10CR			
258-114-100-0000	Grant Receivable		0.00	0.00			
258-114-400-0000	Due From Other Funds		0.00	0.00			
258-114-500-0000	Accounts Receivable		0.00	0.00			
258-114-900-0000	Due To/Due From		0.00	0.00			
258-211-100-0000	Due To Other Funds		0.00	0.00			
258-213-000-0000	Accounts Payable		0.00	0.00			
258-213-150-0000	Encumbrances Payable		0.00	0.00			
258-214-100-0000	Contracts Payable		0.00	2,578.85CR			
258-217-100-0000	Salaries Payable		0.00	0.00			
258-218-100-0000	FICA/Federal Withholding		0.00	0.00			
258-218-200-0000	State Tax Withholding		0.00	0.00			
258-218-300-0000	PERSI Withholding		0.00	0.00			
258-218-400-0000	Blue Cross Withholding		0.00	0.00			
258-218-800-0000	Miscellaneous Withholding		0.00	0.00			
258-320-001-0000	Beginning Fund Balance		0.00	0.00			
258-320-100-0000	Fund Balance		0.00	3,457.95			

ACCT #	ACCT NAME	BUDGETED	MTD ACTIVITY	YTD ACTIVITY	BALANCE	MTD%	YTD%
	Revenues over Expenditures	-----	-----	-----	-----	-----	-----
		=====	=====	=====	=====	=====	=====
	ARP - IDEA						
259-111-100-0000	General Checking - Pooled Cash		0.00	0.00			
259-114-100-0000	Grant Receivable		0.00	0.00			
259-213-000-0000	Accounts Payable		0.00	0.00			
259-214-000-0000	Contracts Payable		0.00	0.00			
259-217-100-0000	Salaries Payable		0.00	0.00			
259-218-100-0000	FICA/Federal Tax Payable		0.00	0.00			
259-218-200-0000	State Tax Payable		0.00	0.00			
259-218-300-0000	PERSI Payable		0.00	0.00			
259-218-400-0000	Insurance Payable		0.00	0.00			
259-218-800-0000	Miscellaneous Payable		0.00	0.00			
259-320-100-0000	Fund Balance		0.00	0.00			
	Revenues over Expenditures	-----	-----	-----	-----	-----	-----
		=====	=====	=====	=====	=====	=====
	SCHOOL-BASED MEDICAID						
260-111-100-0000	General Checking - Pooled Cash		0.00	342.88CR			
260-114-100-0000	Medicaid Receivable		65,062.37	65,062.37			
260-114-900-0000	Due To/Due From		0.00	0.00			
260-213-000-0000	Accounts Payable		0.00	0.00			
260-214-100-0000	Contracts Payable		0.00	0.00			
260-217-100-0000	Salaries Payable		0.00	0.00			
260-218-100-0000	FICA/Federal Withholding		0.00	0.00			
260-218-200-0000	State Tax Payable		0.00	0.00			
260-218-300-0000	PERSI Payable		0.00	0.00			
260-218-400-0000	Blue Cross Payable		0.00	0.00			
260-218-800-0000	Miscellaneous Payable		0.00	0.00			
260-320-100-0000	Fund Balance		65,062.37CR	41,278.08CR			
	Revenues over Expenditures	-----	-----	-----	-----	-----	-----
		=====	=====	=====	=====	=====	=====
	TITLE IV-A, ESSA						
261-111-100-0000	General Checking - Pooled Cash		126.80	6,515.95CR			
261-114-100-0000	Grant Receivable		0.00	3,639.92			
261-114-900-0000	Due To/Due From		0.00	0.00			
261-213-000-0000	Accounts Payable		0.00	0.00			
261-214-000-0000	Due to Other Funds		0.00	0.00			
261-214-100-0000	Contracts Payable		0.00	4,869.83CR			
261-217-100-0000	Salaries Payable		0.00	0.00			
261-218-100-0000	FICA/Federal Tax Payable		0.00	0.00			
261-218-200-0000	State Tax Payable		0.00	0.00			
261-218-300-0000	PERSI Payable		0.00	0.00			
261-218-400-0000	Blue Cross Payable		0.00	0.00			
261-218-800-0000	Miscellaneous Payable		0.00	0.00			
261-320-100-0000	Fund Balance		126.80CR	1,185.59CR			
	Revenues over Expenditures	-----	-----	-----	-----	-----	-----
		=====	=====	=====	=====	=====	=====
	PERKINS III						
263-111-100-0000	General Checking - Pooled Cash		1,203.20CR	19,031.31			
263-114-100-0000	Grant Receivable		0.00	0.00			
263-114-400-0000	Due From Other Funds		0.00	0.00			
263-114-500-0000	Accounts Receivable		0.00	0.00			
263-114-900-0000	Due To/Due From		0.00	0.00			
263-211-100-0000	Due To Other Funds		0.00	0.00			
263-213-000-0000	Accounts Payable		0.00	0.00			
263-213-150-0000	Encumbrances Payable		0.00	0.00			
263-214-100-0000	Contracts Payable		0.00	252.72CR			
263-217-100-0000	Salaries Payable		0.00	0.00			
263-218-100-0000	FICA/Federal Withholding		0.00	0.00			
263-218-200-0000	State Tax Withholding		0.00	0.00			
263-218-300-0000	PERSI Withholding		0.00	0.00			
263-218-400-0000	Blue Cross Withholding		0.00	0.00			
263-218-800-0000	Miscellaneous Withholding		0.00	0.00			
263-221-100-0000	Deferred Revenue		0.00	0.00			
263-320-001-0000	Beginning Fund Balance		0.00	0.00			
263-320-100-0000	Fund Balance		1,203.20	18,778.59CR			
	Revenues over Expenditures	-----	-----	-----	-----	-----	-----
		=====	=====	=====	=====	=====	=====
	TITLE III						
270-111-100-0000	General Checking - Pooled Cash		0.01CR	4,418.14CR			
270-114-100-0000	Grant Receivable		0.00	0.00			
270-114-400-0000	Due From Other Funds		0.00	0.00			
270-114-500-0000	Accounts Receivable		0.00	0.00			
270-114-900-0000	Due To/Due From		0.00	0.00			
270-213-000-0000	Accounts Payable		0.00	0.00			
270-213-150-0000	Encumbrances Payable		0.00	0.00			
270-214-100-0000	Contracts Payable		0.00	2,866.17CR			
270-217-100-0000	Salaries Payable		0.00	0.00			
270-218-100-0000	FICA/Federal Withholding		0.00	0.00			
270-218-200-0000	State Tax Withholding		0.00	0.00			
270-218-300-0000	PERSI Withholding		0.00	0.00			
270-218-400-0000	Blue Cross Withholding		0.00	0.00			
270-218-800-0000	Miscellaneous Withholding		0.00	0.00			
270-221-100-0000	Due To Other Funds		0.00	0.00			
270-320-001-0000	Beginning Fund Balance		0.00	0.00			
270-320-100-0000	Fund Balance		0.01	7,284.31			

ACCT #	ACCT NAME	BUDGETED	MTD ACTIVITY	YTD ACTIVITY	BALANCE	MTD%	YTD%
	Revenues over Expenditures	-----	-----	-----	-----	-----	-----
		=====	=====	=====	=====	=====	=====
	TITLE II-A						
271-111-100-0000	General Checking - Pooled Cash		0.00	4,106.80CR			
271-114-100-0000	Grant Receivable		0.00	0.00			
271-114-400-0000	Due From Other Funds		0.00	0.00			
271-114-500-0000	Accounts Receivable		0.00	0.00			
271-114-900-0000	Due To/Due From		0.00	0.00			
271-213-000-0000	Accounts Payable		0.00	0.00			
271-213-150-0000	Encumbrances Payable		0.00	0.00			
271-214-100-0000	Contracts Payable		0.00	6,485.84CR			
271-214-210-0000	Due to Other Funds		0.00	0.00			
271-217-100-0000	Salaries Payable		0.00	0.03CR			
271-218-100-0000	FICA/Federal Withholding		0.00	0.00			
271-218-200-0000	State Tax Withholding		0.00	0.00			
271-218-300-0000	PERSI Withholding		0.00	0.00			
271-218-400-0000	Blue Cross Withholding		0.00	0.00			
271-218-800-0000	Miscellaneous Withholding		0.00	0.00			
271-221-100-0000	Deferred Revenue		0.00	0.00			
271-320-001-0000	Beginning Fund Balance		0.00	0.00			
271-320-100-0000	Fund Balance		0.00	10,592.67			
	Revenues over Expenditures	-----	-----	-----	-----	-----	-----
		=====	=====	=====	=====	=====	=====
	21ST CENTURY GRANT PROGRAM						
273-111-100-0000	General Checking - Pooled Cash		11,636.28CR	28,055.76CR			
273-114-100-0000	Grant Receivable		0.00	6,186.81CR			
273-114-400-0000	Due From Other Funds		0.00	0.00			
273-114-500-0000	Accounts Receivable		0.00	0.00			
273-114-900-0000	Due To/Due From		0.00	0.00			
273-211-100-0000	Due To Other Funds		0.00	0.00			
273-213-000-0000	Accounts Payable		0.00	0.00			
273-213-150-0000	Encumbrances Payable		0.00	0.00			
273-214-100-0000	Contracts Payable		0.00	0.00			
273-217-100-0000	Salaries Payable		0.00	0.02CR			
273-218-100-0000	FICA/Federal Withholding		0.00	0.00			
273-218-200-0000	State Tax Withholding		0.00	0.00			
273-218-300-0000	PERSI Withholding		0.00	0.00			
273-218-400-0000	Blue Cross Withholding		0.00	0.00			
273-218-800-0000	Miscellaneous Withholding		0.00	0.00			
273-320-100-0000	Fund Balance		11,636.28	34,242.59			
	Revenues over Expenditures	-----	-----	-----	-----	-----	-----
		=====	=====	=====	=====	=====	=====
	CHILD NUTRITION						
290-111-100-0000	General Checking - Pooled Cash		13,306.18CR	26,285.41CR			
290-111-104-0000	Child Nutrition Checking		15,069.29CR	11,750.35			
290-111-105-0000	Petty Cash		0.00	112.00			
290-111-500-0000	Investment Account		0.00	0.00			
290-114-100-0000	Grant Receivable		0.00	0.00			
290-114-400-0000	Due From Other Funds		0.00	0.00			
290-114-500-0000	Accounts Receivable		0.00	0.00			
290-114-700-0000	Miscellaneous Receivable		0.00	0.00			
290-114-900-0000	Due To/Due From		0.00	0.00			
290-211-100-0000	Due To General Fund		29,019.91	187,277.23CR			
290-213-000-0000	Accounts Payable		0.00	0.00			
290-213-150-0000	Encumbrances Payable		0.00	0.00			
290-214-100-0000	Contracts Payable		0.00	30,459.30CR			
290-217-100-0000	Salaries Payable		0.00	0.00			
290-218-100-0000	FICA/Federal Withholding		0.00	0.00			
290-218-200-0000	State Tax Withholding		0.00	38.93			
290-218-300-0000	PERSI Withholding		0.00	0.00			
290-218-400-0000	Blue Cross Withholding		0.00	0.00			
290-218-800-0000	Miscellaneous Withholding		0.00	0.00			
290-320-001-0000	Beginning Fund Balance		0.00	0.00			
290-320-100-0000	Fund Balance		644.44CR	232,120.66			
	Revenues over Expenditures	-----	-----	-----	-----	-----	-----
		=====	=====	=====	=====	=====	=====
	BOND REDEMPTION & INTEREST						
310-111-100-0000	General Checking - Pooled Cash		0.00	0.00			
310-111-102-0000	Bond Checking		198.15	2,198.51			
310-112-100-0000	Investments - State Treasurer		3,404.66	930,390.60			
310-113-100-0000	Property Taxes Receivable		11,840.27CR	8,332.68			
310-114-400-0000	Due From Other Funds		0.00	0.00			
310-114-500-0000	Accounts Receivable		0.00	0.00			
310-114-900-0000	Due To/Due From		0.00	0.00			
310-211-100-0000	Due To Other Funds		0.00	0.00			
310-213-000-0000	Accounts Payable		0.00	0.00			
310-213-150-0000	Encumbrances Payable		0.00	0.00			
310-221-100-0000	Deferred Revenue		0.00	5,946.07CR			
310-320-001-0000	Beginning Fund Balance		0.00	0.00			
310-320-100-0000	Fund Balance		8,237.46	916,321.53CR			
	Revenues over Expenditures	-----	-----	-----	-----	-----	-----
		=====	=====	=====	=====	=====	=====
	FACILITIES FUND						

ACCT #	ACCT NAME	BUDGETED	MTD ACTIVITY	YTD ACTIVITY	BALANCE	MTD%	YTD%
410-111-100-0000	General Checking - Pooled Cash		0.00	0.00			
410-111-109-0000	Facilities Checking Account		1,711.91CR	5,420.09			
410-112-100-0000	Investments - State Treasurer		4,111.41	398,374.12			
410-113-100-0000	Taxes Receivable		399.99CR	7,269.16			
410-114-400-0000	Due From Other Funds		0.00	0.02			
410-114-500-0000	Accounts Receivable		0.00	0.00			
410-114-900-0000	Due To/Due From		0.00	0.00			
410-211-100-0000	Due to Other Funds		0.00	0.00			
410-213-000-0000	Accounts Payable		0.00	0.00			
410-213-150-0000	Encumbrances Payable		0.00	0.00			
410-221-100-0000	Deferred Revenue		0.00	12,872.33CR			
410-320-001-0000	Beginning Fund Balance		0.00	0.00			
410-320-100-0000	Fund Balance		1,999.51CR	398,191.06CR			
	Revenues over Expenditures		0.00	0.00			
PLANT FACILITIES							
420-111-100-0000	General Checking - Pooled Cash		0.00	0.01			
420-112-100-0000	Investments - State Treasurer		1,322.88	126,231.39			
420-114-400-0000	Due From Other Funds		0.00	0.00			
420-114-500-0000	Accounts Receivable		0.00	0.00			
420-114-900-0000	Due To/Due From		0.00	0.00			
420-211-100-0000	Due To Other Funds		0.00	0.00			
420-213-000-0000	Accounts Payable		0.00	0.00			
420-213-150-0000	Encumbrances Payable		0.00	0.00			
420-217-100-0000	Salaries Payable		0.00	0.00			
420-218-100-0000	FICA/Federal Withholding		0.00	0.00			
420-218-200-0000	State Tax Withholding		0.00	0.00			
420-218-300-0000	PERSI Withholding		0.00	0.00			
420-218-400-0000	Blue Cross Withholding		0.00	0.00			
420-218-800-0000	Miscellaneous Withholding		0.00	0.00			
420-320-001-0000	Beginning Fund Balance		0.00	0.00			
420-320-100-0000	Fund Balance		1,322.88CR	126,231.40CR			
	Revenues over Expenditures		0.00	0.00			



ACCT #	ACCT NAME	BEG BALANCE	MTD ACTIVITY	YTD BALANCE
	MODERNIZATION FUND			
436-111-100-0000	General Checking - Pooled Cash	0.00	0.00	0.00
436-112-100-0000	Investments - State Treasurer	4,939,506.59	0.00	4,939,506.59
436-213-000-0000	Accounts Payable	0.00	0.00	0.00
436-320-100-0000	Fund Balance	0.00	0.00	0.00
	Revenues over Expenditures	4,939,506.59	0.00	4,939,506.59

DRAFT

ACCT #	ACCT NAME	BUDGETED	MTD ACTIVITY	YTD ACTIVITY	BALANCE	MTD%	YTD%
100-111-100-0000	General Checking - Pooled Cash		5,797.92	146,673.72			
101-111-100-0000	General Checking - Pooled Cash		0.00	0.00			
102-111-100-0000	Pooled Cash - Id Rebounds-CVRF		0.00	0.00			
103-111-100-0000	General Checking - Pooled Cash		0.00	0.00			
105-111-100-0000	General Checking - Pooled Cash		0.00	0.00			
107-111-100-0000	General Checking - Pooled Cash		0.00	0.00			
110-111-100-0000	General Checking - Pooled Cash		0.00	0.00			
111-111-100-0000	General Checking - Pooled Cash		9,000.00	17,056.30			
230-111-100-0000	General Checking - Pooled Cash		9,012.40CR	25,533.41			
241-111-100-0000	General Checking - Pooled Cash		0.00	9,738.74			
242-111-100-0000	General Checking - Pooled Cash		0.00	0.00			
243-111-100-0000	General Checking - Pooled Cash		6,020.56	2,242.93CR			
244-111-100-0000	General Checking - Pooled Cash		0.00	0.00			
245-111-100-0000	General Checking - Pooled Cash		2,708.77CR	65,655.48CR			
246-111-100-0000	General Checking - Pooled Cash		0.00	9,441.21CR			
250-111-100-0000	General Checking - Pooled Cash		0.00	0.00			
251-111-100-0000	General Checking - Pooled Cash		27,189.71	16,398.85CR			
252-111-100-0000	General Checking - Pooled Cash		0.00	0.00			
253-111-100-0000	General Checking - Pooled Cash		24.71	275.76			
254-111-100-0000	General Checking - Pooled Cash		1,360.73CR	28,315.84CR			
257-111-100-0000	General Checking - Pooled Cash		168.57	6,958.84CR			
258-111-100-0000	General Checking - Pooled Cash		0.00	879.10CR			
259-111-100-0000	General Checking - Pooled Cash		0.00	0.00			
260-111-100-0000	General Checking - Pooled Cash		0.00	342.88CR			
261-111-100-0000	General Checking - Pooled Cash		126.80	6,515.95CR			
263-111-100-0000	General Checking - Pooled Cash		1,203.20CR	19,031.31			
270-111-100-0000	General Checking - Pooled Cash		0.01CR	4,418.14CR			
271-111-100-0000	General Checking - Pooled Cash		0.00	4,106.80CR			
273-111-100-0000	General Checking - Pooled Cash		11,636.28CR	28,055.76CR			
290-111-100-0000	General Checking - Pooled Cash		13,306.18CR	26,285.41CR			
310-111-100-0000	General Checking - Pooled Cash		0.00	0.00			
410-111-100-0000	General Checking - Pooled Cash		0.00	0.00			
420-111-100-0000	General Checking - Pooled Cash		0.00	0.01			
436-111-100-0000	General Checking - Pooled Cash		0.00	0.00			
	Cash Accounts Total		9,100.70	18,692.06			

