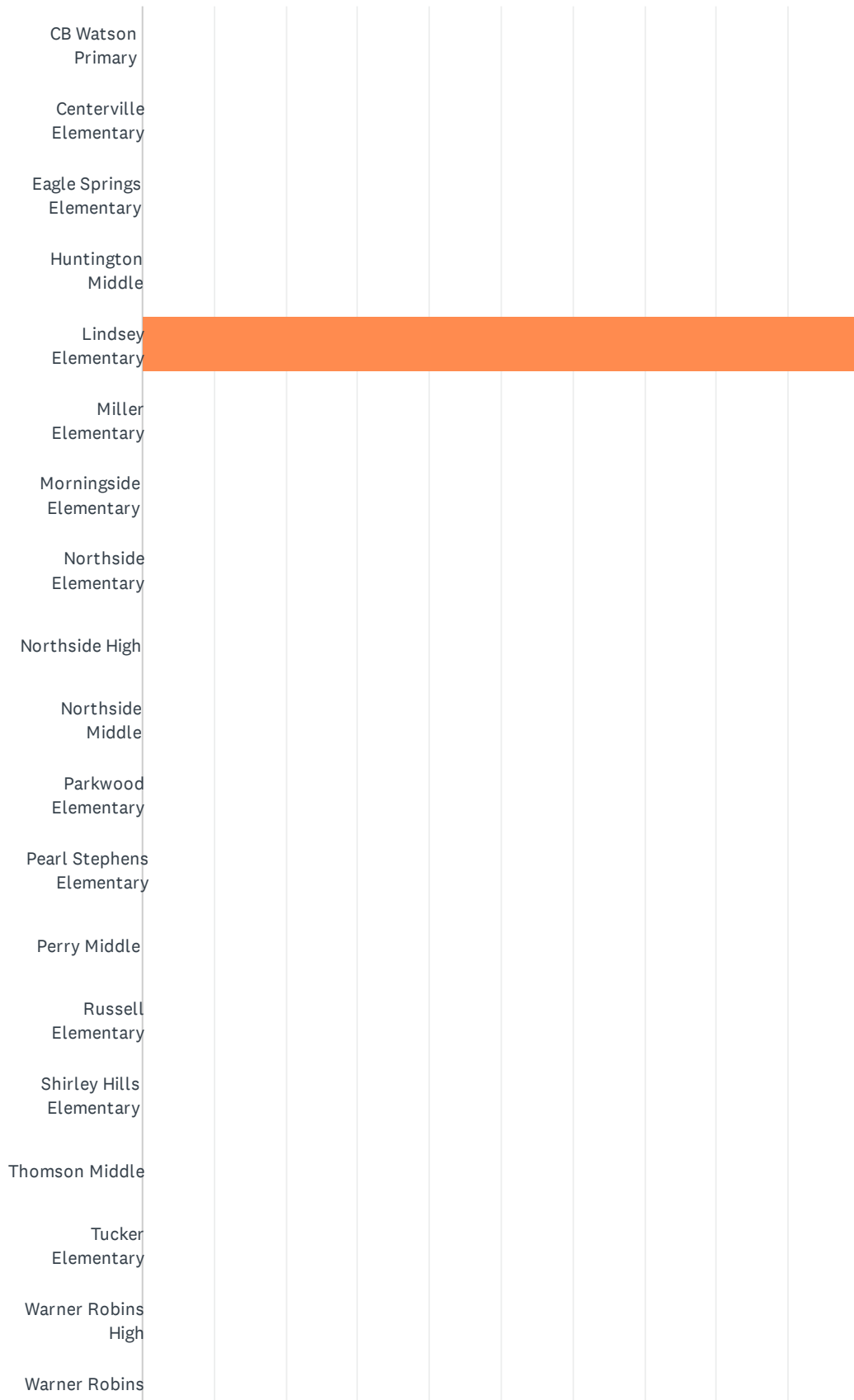
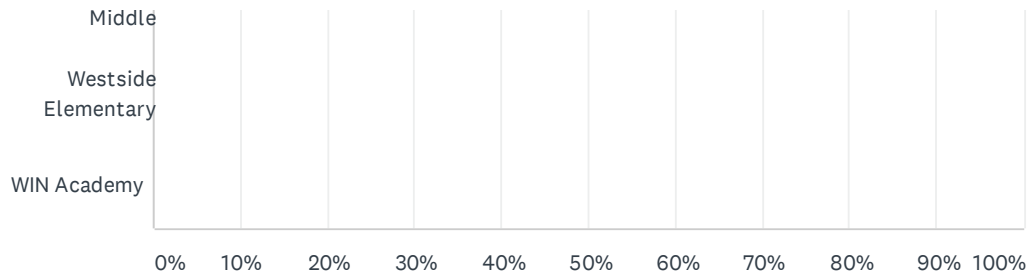


Q1 My child attends

Answered: 29 Skipped: 0



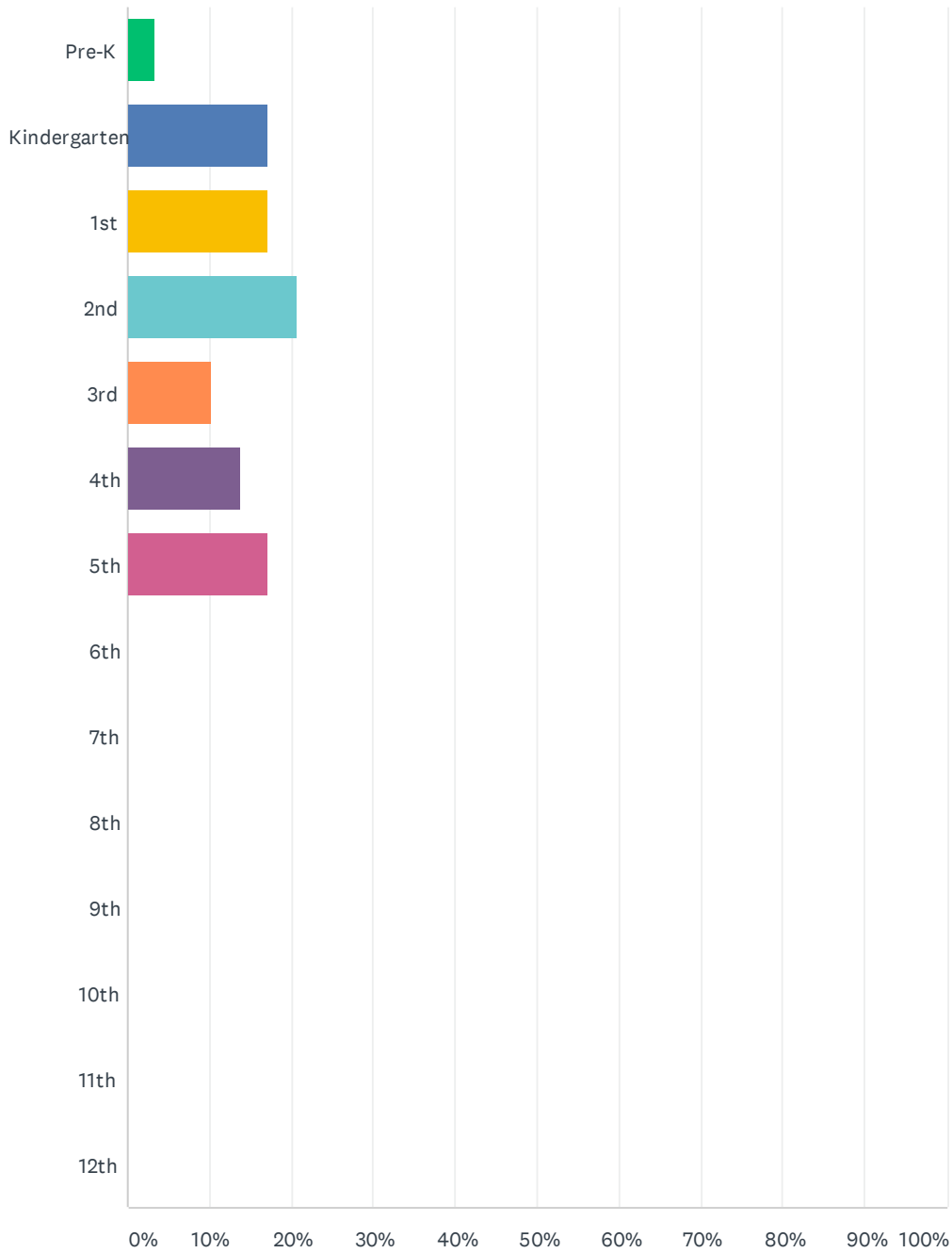
Houston County Title I Parent Satisfaction Survey



ANSWER CHOICES	RESPONSES
CB Watson Primary	0.00% 0
Centerville Elementary	0.00% 0
Eagle Springs Elementary	0.00% 0
Huntington Middle	0.00% 0
Lindsey Elementary	100.00% 29
Miller Elementary	0.00% 0
Morningside Elementary	0.00% 0
Northside Elementary	0.00% 0
Northside High	0.00% 0
Northside Middle	0.00% 0
Parkwood Elementary	0.00% 0
Pearl Stephens Elementary	0.00% 0
Pery Middle	0.00% 0
Russell Elementary	0.00% 0
Shirley Hills Elementary	0.00% 0
Thomson Middle	0.00% 0
Tucker Elementary	0.00% 0
Warner Robins High	0.00% 0
Warner Robins Middle	0.00% 0
Westside Elementary	0.00% 0
WIN Academy	0.00% 0
TOTAL	29

Q2 What grade is your child currently in?

Answered: 29 Skipped: 0

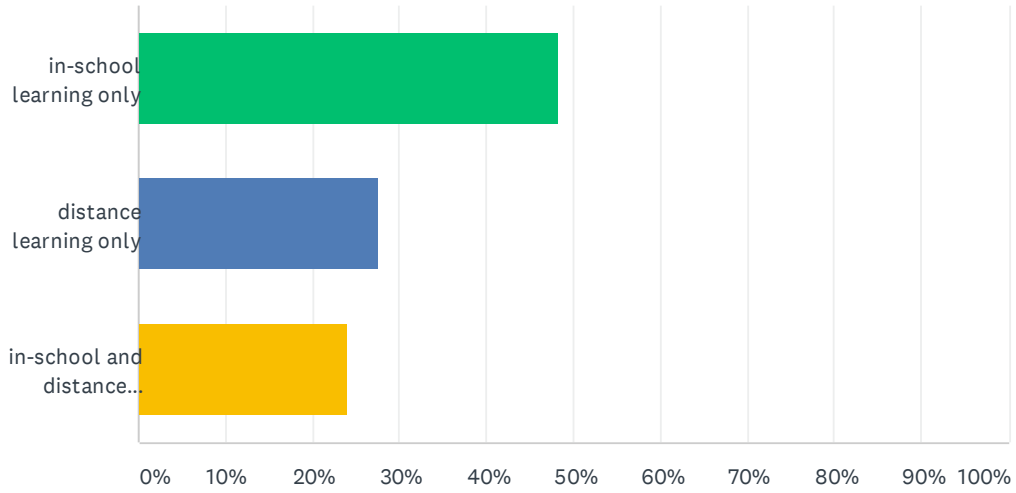


Houston County Title I Parent Satisfaction Survey

ANSWER CHOICES	RESPONSES	
Pre-K	3.45%	1
Kindergarten	17.24%	5
1st	17.24%	5
2nd	20.69%	6
3rd	10.34%	3
4th	13.79%	4
5th	17.24%	5
6th	0.00%	0
7th	0.00%	0
8th	0.00%	0
9th	0.00%	0
10th	0.00%	0
11th	0.00%	0
12th	0.00%	0
TOTAL		29

Q3 This school year, my child has been enrolled for

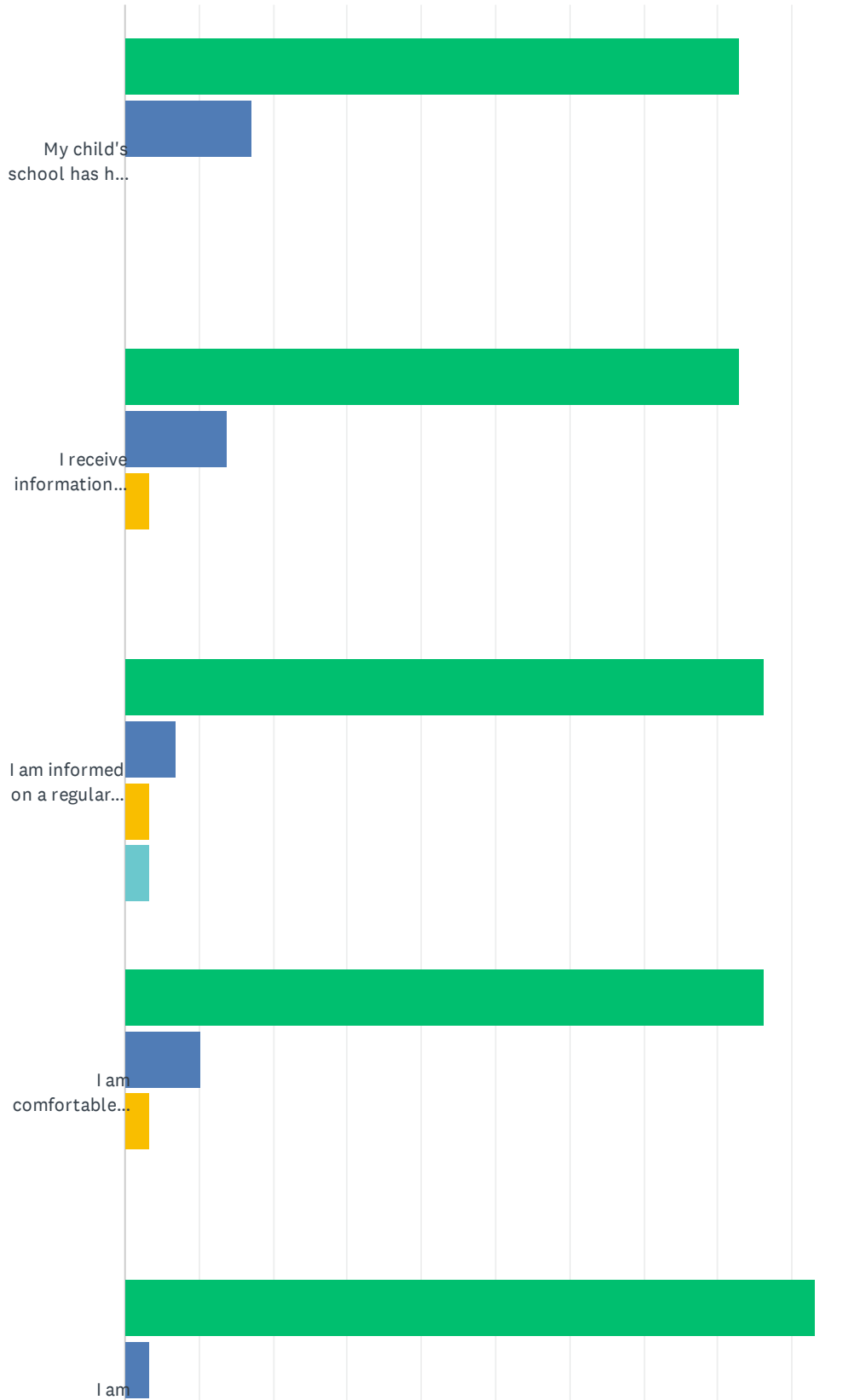
Answered: 29 Skipped: 0



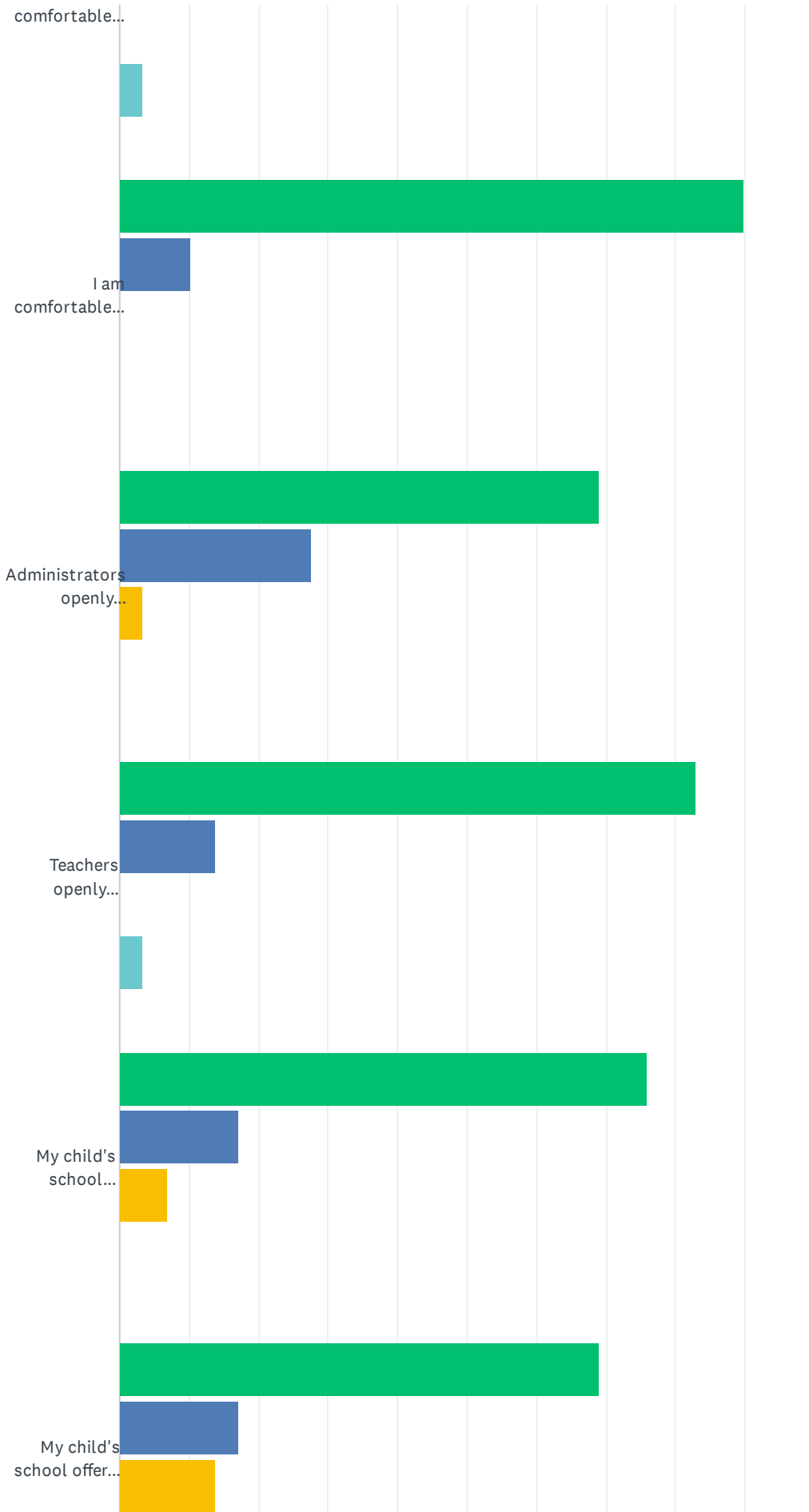
ANSWER CHOICES	RESPONSES
in-school learning only	48.28% 14
distance learning only	27.59% 8
in-school and distance learning	24.14% 7
TOTAL	29

Q4 Please read each statement below and indicate how much you agree or disagree.

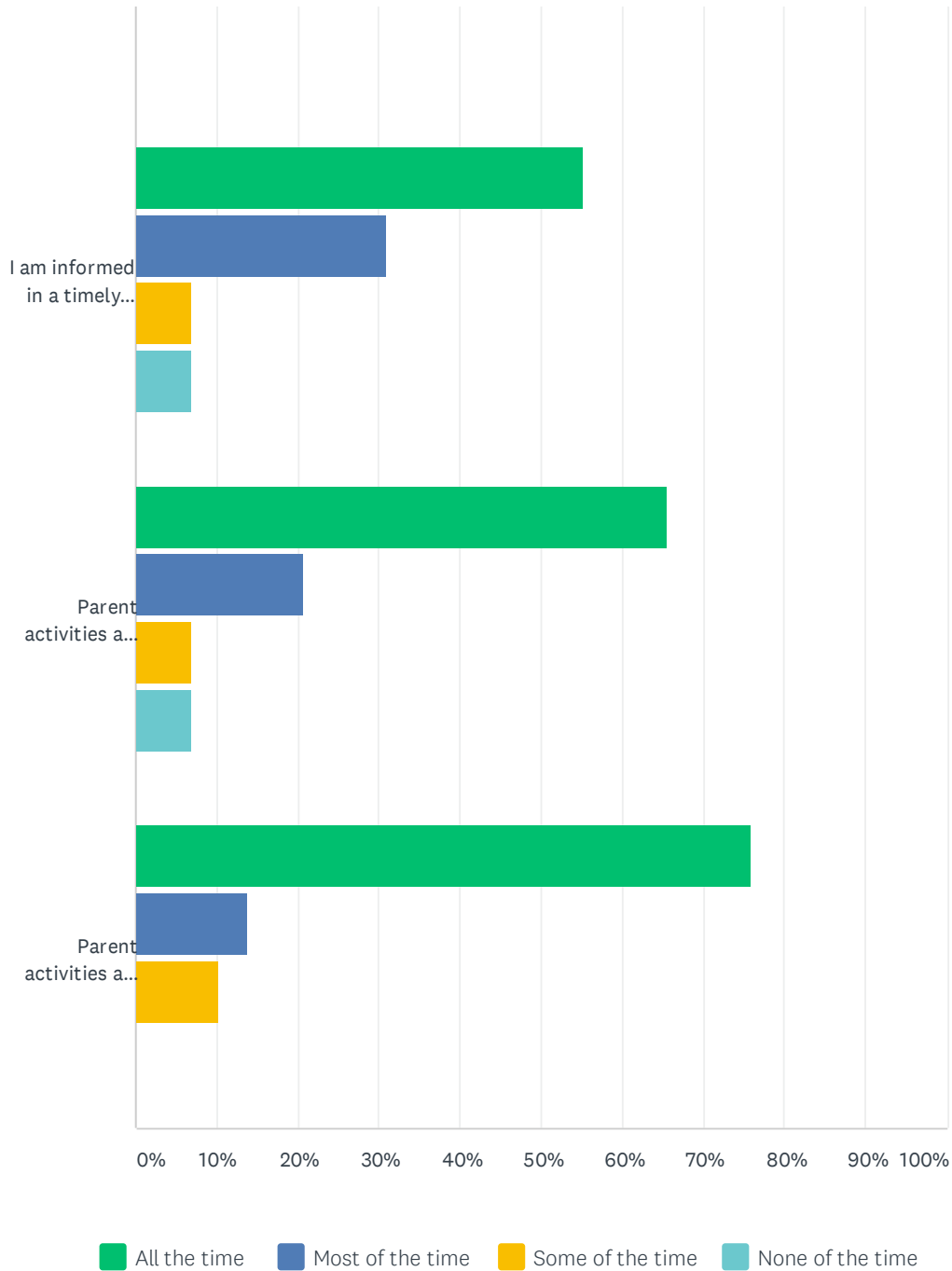
Answered: 29 Skipped: 0



Houston County Title I Parent Satisfaction Survey



Houston County Title I Parent Satisfaction Survey

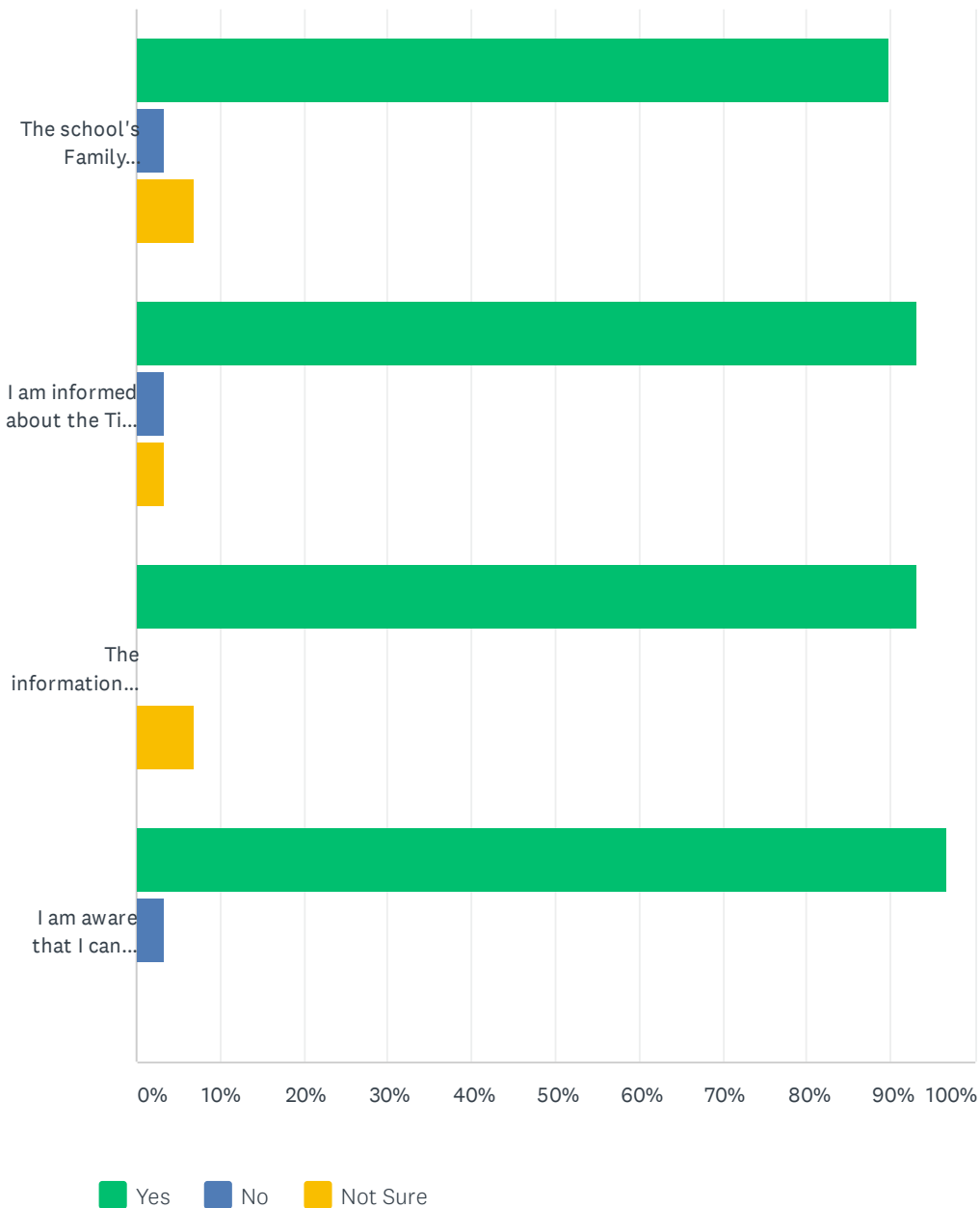


Houston County Title I Parent Satisfaction Survey

	ALL THE TIME	MOST OF THE TIME	SOME OF THE TIME	NONE OF THE TIME	TOTAL	WEIGHTED AVERAGE
My child's school has high expectations for student achievement.	82.76% 24	17.24% 5	0.00% 0	0.00% 0	29	1.17
I receive information about grade-level standards and the academic requirements for my child's grade level.	82.76% 24	13.79% 4	3.45% 1	0.00% 0	29	1.21
I am informed on a regular basis about my child's academic progress.	86.21% 25	6.90% 2	3.45% 1	3.45% 1	29	1.24
I am comfortable communicating with administrators at my child's school.	86.21% 25	10.34% 3	3.45% 1	0.00% 0	29	1.17
I am comfortable communicating with my child's teacher(s).	93.10% 27	3.45% 1	0.00% 0	3.45% 1	29	1.14
I am comfortable communicating with front office staff members at my child's school.	89.66% 26	10.34% 3	0.00% 0	0.00% 0	29	1.10
Administrators openly communicate with parents.	68.97% 20	27.59% 8	3.45% 1	0.00% 0	29	1.34
Teachers openly communicate with parents.	82.76% 24	13.79% 4	0.00% 0	3.45% 1	29	1.24
My child's school encourages parental engagement.	75.86% 22	17.24% 5	6.90% 2	0.00% 0	29	1.31
My child's school offers workshops or activities that educate/inform parents about curriculum and how to help improve students' success in school.	68.97% 20	17.24% 5	13.79% 4	0.00% 0	29	1.45
I am informed in a timely manner about parent activities and events.	55.17% 16	31.03% 9	6.90% 2	6.90% 2	29	1.66
Parent activities and workshops are offered at various times.	65.52% 19	20.69% 6	6.90% 2	6.90% 2	29	1.55
Parent activities and opportunities are useful and beneficial.	75.86% 22	13.79% 4	10.34% 3	0.00% 0	29	1.34

Q5 Please read the following and respond to each.

Answered: 29 Skipped: 0

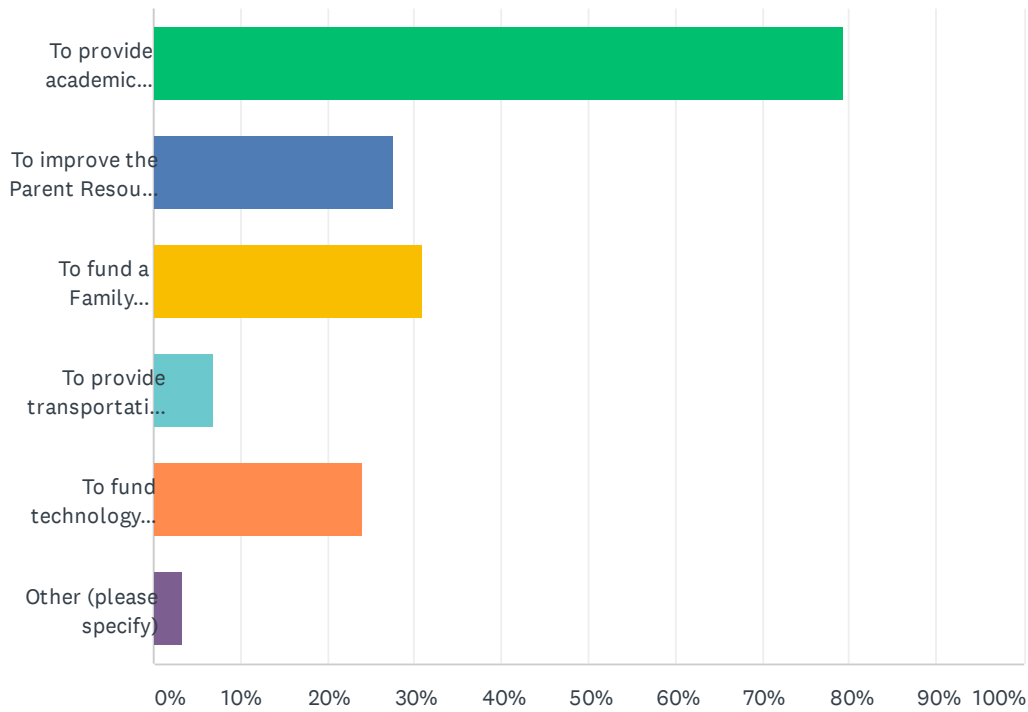


Houston County Title I Parent Satisfaction Survey

	YES	NO	NOT SURE	TOTAL	WEIGHTED AVERAGE
The school's Family Engagement Coordinator assists families, supports parent activities and is available for questions or concerns from parents.	89.66% 26	3.45% 1	6.90% 2	29	1.17
I am informed about the Title I program at my child's school and have access to the Title I Handbook containing the Parent Engagement Plan and School-Parent Compact.	93.10% 27	3.45% 1	3.45% 1	29	1.10
The information provided in the Title I Parent Engagement Plan and Compact is detailed and easy to understand.	93.10% 27	0.00% 0	6.90% 2	29	1.14
I am aware that I can participate in shared decision making opportunities through Parent Input Meetings, Parent Action Team Meetings, Parent-Teacher Conferences, and school/district surveys.	96.55% 28	3.45% 1	0.00% 0	29	1.03

Q6 How would you like to see parent engagement funds used? (check all that apply)

Answered: 29 Skipped: 0

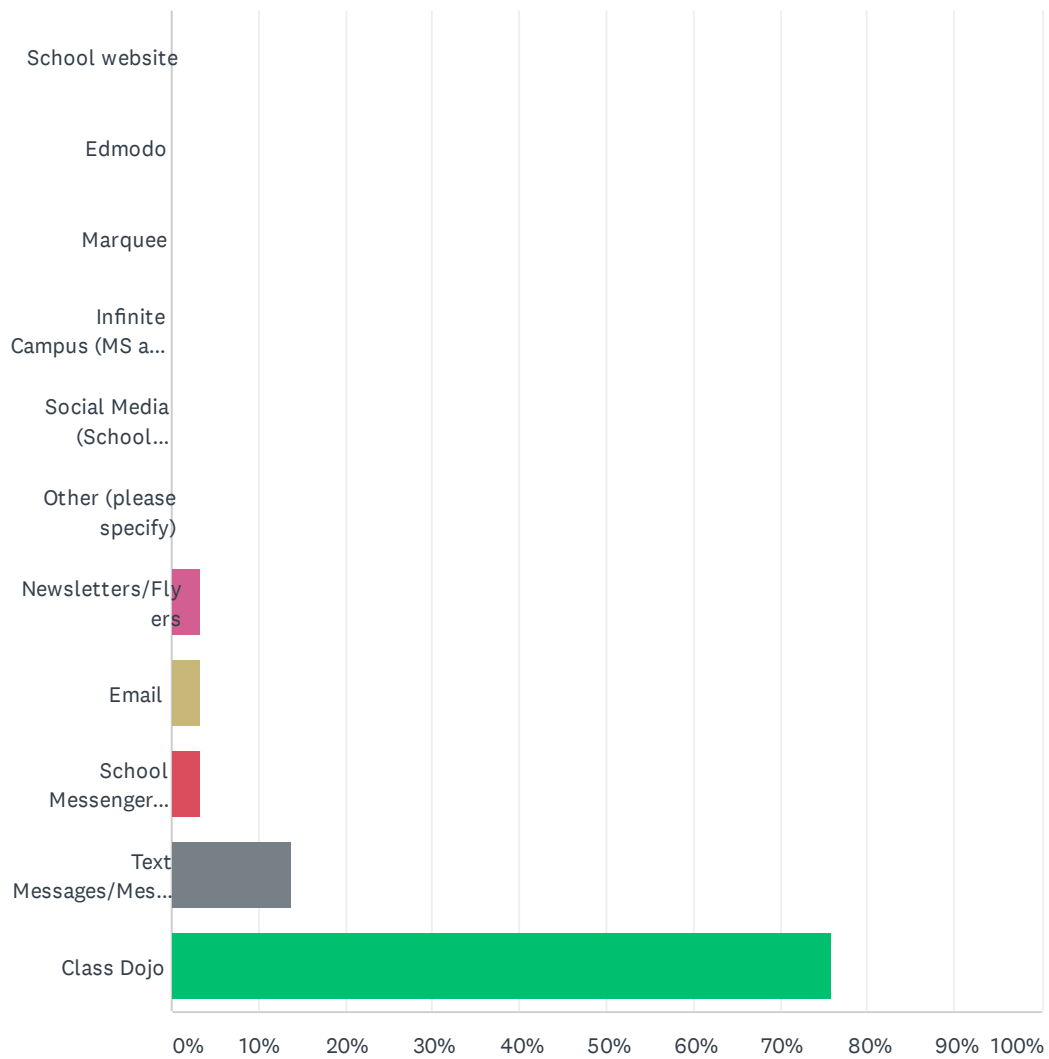


ANSWER CHOICES	RESPONSES	
To provide academic materials for parents to use with their student at home.	79.31%	23
To improve the Parent Resource Center at the school.	27.59%	8
To fund a Family Engagement Coordinator to plan and execute family engagement activities and events.	31.03%	9
To provide transportation assistance for parents to attend Title I events at school.	6.90%	2
To fund technology resources to support parental engagement.	24.14%	7
Other (please specify)	3.45%	1
Total Respondents: 29		

#	OTHER (PLEASE SPECIFY)	DATE
1	None at this time	2/24/2021 6:42 PM

Q7 What is the ONE way you prefer to receive information about school events?

Answered: 29 Skipped: 0



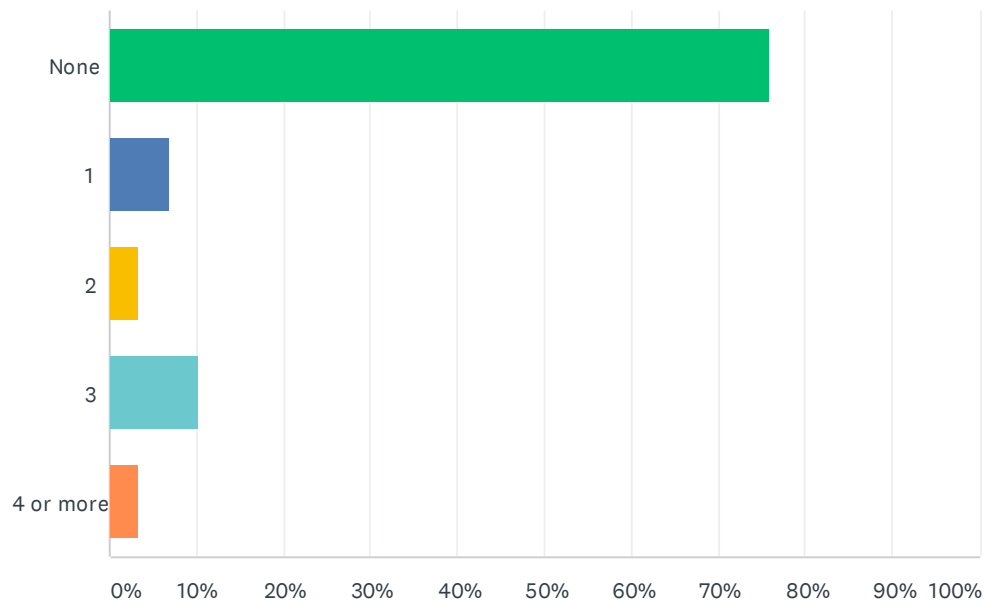
Houston County Title I Parent Satisfaction Survey

ANSWER CHOICES	RESPONSES	
School website	0.00%	0
Edmodo	0.00%	0
Marquee	0.00%	0
Infinite Campus (MS and HS only)	0.00%	0
Social Media (School Facebook, Instagram or Twitter pages)	0.00%	0
Other (please specify)	0.00%	0
Newsletters/Flyers	3.45%	1
Email	3.45%	1
School Messenger (Call-out System)	3.45%	1
Text Messages/Messaging Apps	13.79%	4
Class Dojo	75.86%	22
TOTAL		29

#	OTHER (PLEASE SPECIFY)	DATE
	There are no responses.	

Q8 How many school-related parent events have you participated this year?

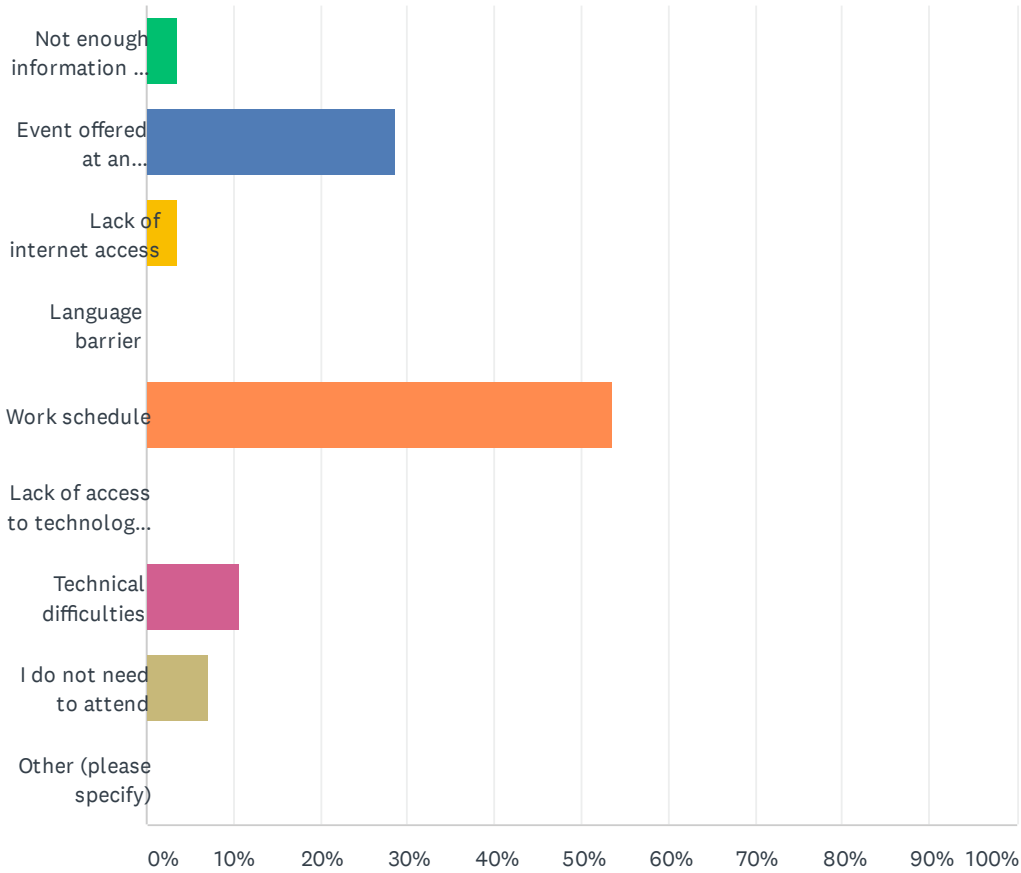
Answered: 29 Skipped: 0



ANSWER CHOICES	RESPONSES	
None	75.86%	22
1	6.90%	2
2	3.45%	1
3	10.34%	3
4 or more	3.45%	1
TOTAL		29

Q9 If you have been unable to participate in virtual events hosted by your child's school, what limits your participation?

Answered: 28 Skipped: 1



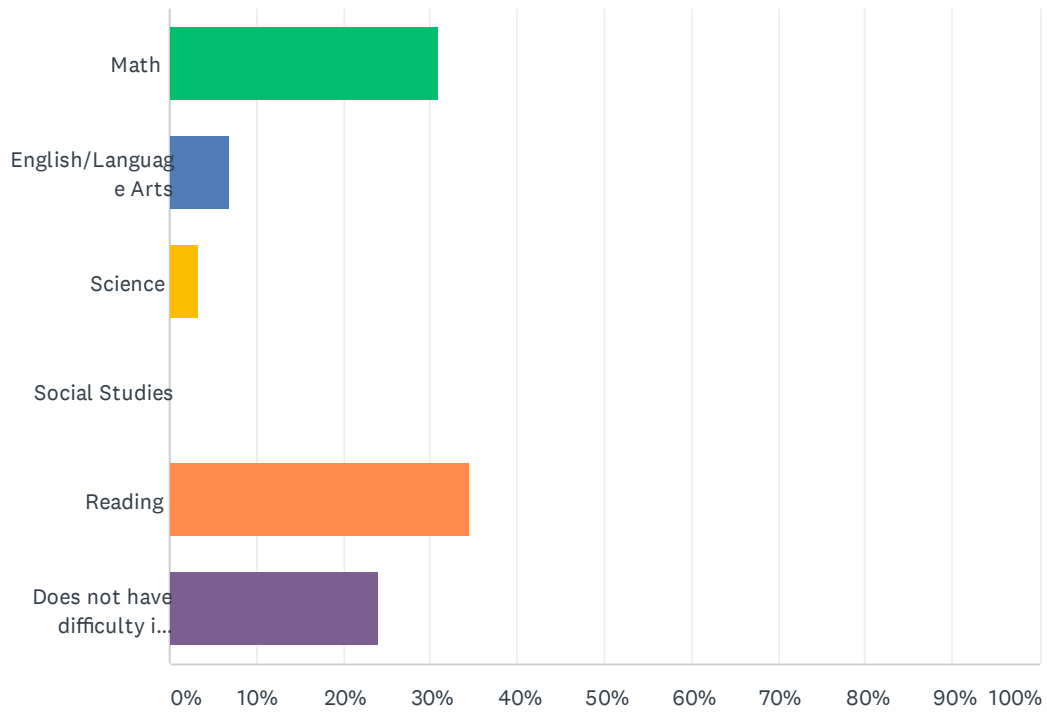
ANSWER CHOICES	RESPONSES	
Not enough information or notice is provided	3.57%	1
Event offered at an inconvenient time	28.57%	8
Lack of internet access	3.57%	1
Language barrier	0.00%	0
Work schedule	53.57%	15
Lack of access to technology (computer, tablet or cell phone)	0.00%	0
Technical difficulties	10.71%	3
I do not need to attend	7.14%	2
Other (please specify)	0.00%	0
Total Respondents: 28		

Houston County Title I Parent Satisfaction Survey

#	OTHER (PLEASE SPECIFY)	DATE
	There are no responses.	

Q10 Choose the subject area that you feel your student has the most difficulty mastering.

Answered: 29 Skipped: 0

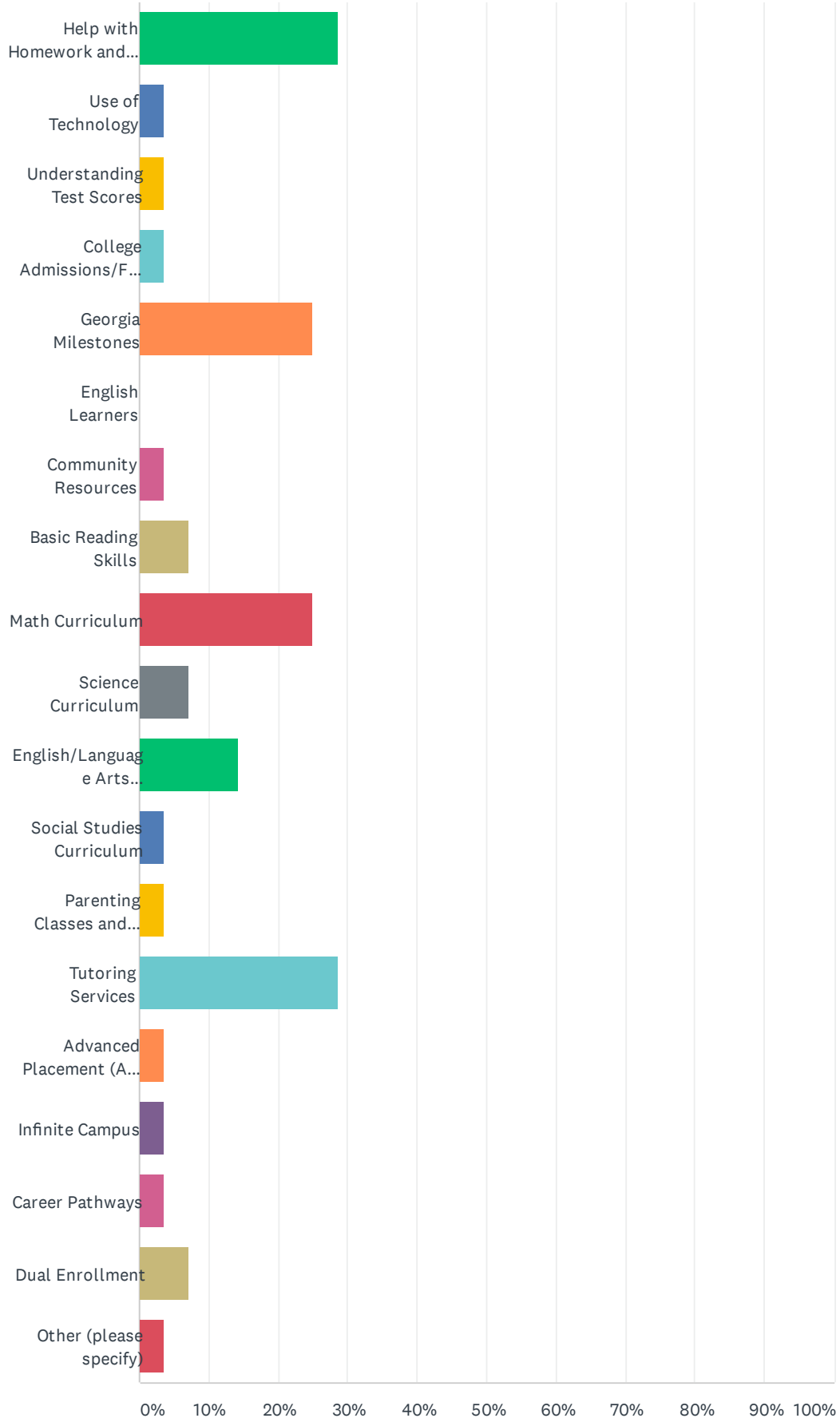


ANSWER CHOICES	RESPONSES	
Math	31.03%	9
English/Language Arts	6.90%	2
Science	3.45%	1
Social Studies	0.00%	0
Reading	34.48%	10
Does not have difficulty in any subject area	24.14%	7
TOTAL		29

Q11 To better help my student, I would benefit from receiving additional support in: (check all that apply).

Answered: 28 Skipped: 1

Houston County Title I Parent Satisfaction Survey



Houston County Title I Parent Satisfaction Survey

ANSWER CHOICES	RESPONSES	
Help with Homework and Study Skills	28.57%	8
Use of Technology	3.57%	1
Understanding Test Scores	3.57%	1
College Admissions/Financial Aid	3.57%	1
Georgia Milestones	25.00%	7
English Learners	0.00%	0
Community Resources	3.57%	1
Basic Reading Skills	7.14%	2
Math Curriculum	25.00%	7
Science Curriculum	7.14%	2
English/Language Arts Curriculum	14.29%	4
Social Studies Curriculum	3.57%	1
Parenting Classes and Resources (discipline, attendance, health and wellness, etc.)	3.57%	1
Tutoring Services	28.57%	8
Advanced Placement (AP) Courses	3.57%	1
Infinite Campus	3.57%	1
Career Pathways	3.57%	1
Dual Enrollment	7.14%	2
Other (please specify)	3.57%	1
Total Respondents: 28		

#	OTHER (PLEASE SPECIFY)	DATE
1	None at this time	2/24/2021 6:42 PM

Q12 What topics do you think teachers and administrators need to discuss or learn more about to better support your family and help your student be successful in school?

Answered: 8 Skipped: 21

#	RESPONSES	DATE
1	More project based learning	3/3/2021 8:20 AM
2	My kids teacher doesnt communicate as she should. I get flyers late and my daughter has more then once came home to tell my about her teacher saying things like oh my god and whatever to her. She's told me of reporting bullying to her and said she did nothing. Ive had a doctors note from when my daughter went to the doctor in her bag and she still hasn't taken it. Today I got a paper telling my about my daughters unexcused absences. I've attempted to give her a doctors note before this occurrence and she never took it out of her bag. When I asked my daughter if she gave it to her she said she wouldn't take it. My daughters told me she tries to tell her about the stuff on her bag but she doesn't listen to her. I don't know what's actually happening but, I do know that I am not satisfied with how what I've seen and heard. My daughter loves school and learning and reading and writing. Since moving here and putting her in Lindsey she hates school, her class, all of it.	3/2/2021 9:40 PM
3	Nothing	3/1/2021 10:31 PM
4	Math	3/1/2021 11:10 AM
5	I think they are doing an amazing job. Make be an easier way for testing for things like dyslexia or learning disabilities.	2/26/2021 6:30 PM
6	Distant learners need more hands on material. My son's teacher is amazing.	2/26/2021 2:46 PM
7	More on the importance of school.	2/26/2021 2:43 PM
8	They are great	2/24/2021 6:42 PM