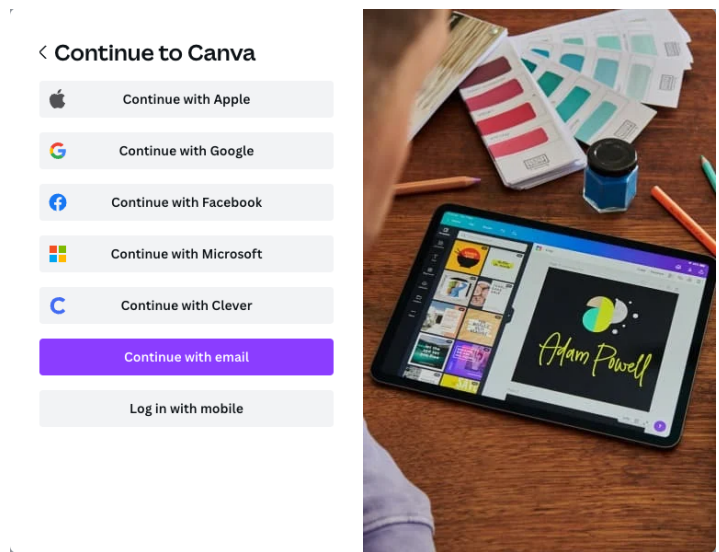


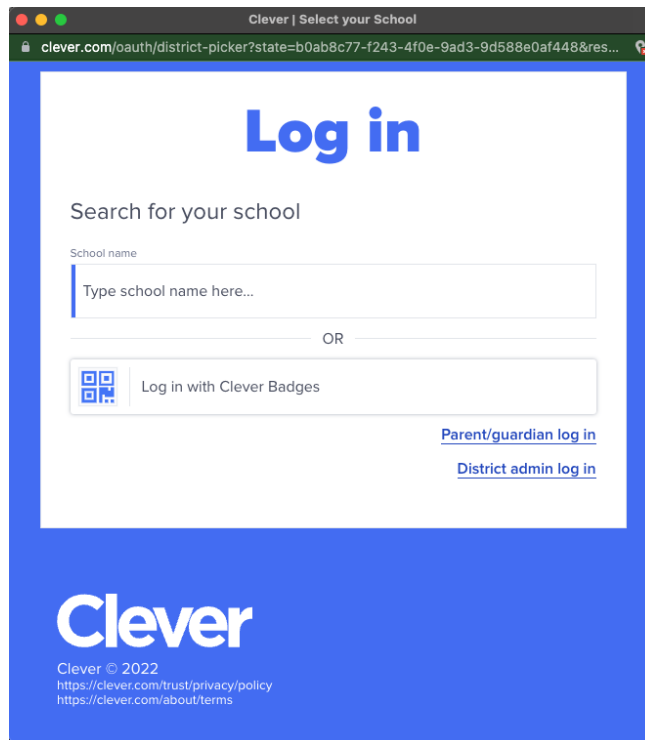
Creating your Canva for Education Account

For new Canva users:

1. Navigate to [Canva.com](https://www.canva.com)
2. Sign Up > Purple button in top right corner
 - a. We want to log in with Clever, that is not one of the options you see, select **“continue another way”** and then choose **“Continue with Clever”**.



3. The Clever login screen should pop up. You will type in your school, log in with Google. Then you will enter in your Google credentials.

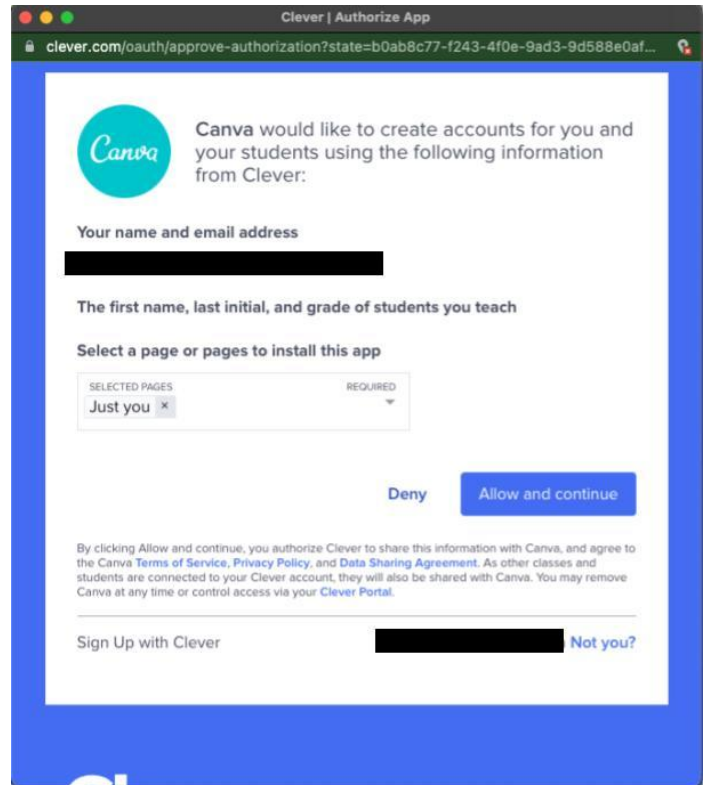


4. After you enter your Google credentials, the pop up will now ask if you want to create an account with Canva, ensuring your email address is correct.

Under suggested pages, I suggest clicking the dropdown arrow and adding the name of your page.

Click “Allow and Continue”

5. This should activate your account with Canva. A menu will pop up next for you to select the reason for which you are using Canva (Teacher).



One last important step after this, you will need to select “Claim Canva for Education”. You may provide remaining information after this, such as your grade levels if you wish.

