

FALL 2021

LAUNCH

MISSION CONTROL MANUAL

Everything parents & students need to navigate, communicate and succeed in Launch's elementary courses.




TABLE OF CONTENTS



1 GREETINGS, PARENTS & STUDENTS!
Learn how Launch's director, principals and counselor will work to help your student.



4 MEET THE ROCKETEERS
Three characters star in your child's online classes—meet them here!




6 GETTING STARTED
View schedules for your student's suggested home & school routines.



8 SUCCESSFUL STUDENT SNAPSHOT
Build your child an at-home workspace, and find tips on how to support your student.



10 PALS PORTAL
Get a glimpse of your child's online classroom and the many resources available.



12 ROLES & RESPONSIBILITIES
Teacher, Student, Parent or Adult Learner—who does what? We share details.



13 CONFERENCING
Interaction matters. See how to connect face-to-face!



14 LAUNCH SUPPORT
Tech troubles? We're here to help! Find our info here.



15 ACADEMIC INTEGRITY
Educate yourself and your student on plagiarism (and how to avoid it).

DIRECTOR'S NOTE

Welcome to Launch Elementary! We are so thrilled to have you and your child learning with us this year. I want to assure you and your family that our team is dedicated to providing quality, public virtual education to the students of Missouri.


Since 2011, we've provided online solutions to the students of Springfield Public Schools and the state of Missouri. Online learning may be new to you, but it is not new to us. Through years of experience, we've continued to improve the online experience for our students.

As a mother of a 5th grader, I take the work of Launch personally and want to assure you that our team will work closely with you as a parent to ensure the success of your child. We are local, and we are here to help. I trust that you will find our teachers, support staff and administrative team to be kind, helpful and knowledgeable.

We are honored to be on this journey with you and look forward to getting to know you and your family!

See you online,

Dr. Nichole Lemmon
Director of Virtual Learning



WELCOME TO LAUNCH!

Launch Families,

You are about to embark on a new and exciting journey with Launch! We would like to welcome you and your child to an online learning community unlike any other. Our content is expertly designed by Missouri teachers and curriculum specialists who understand elementary student needs and the needs of virtual learning. With that in mind, Launch has made a commitment to design, develop and deliver virtual education to the state of Missouri. We place a focus on the individual learning of each student, and we design offerings to support our three core beliefs:

- *A student's opportunity should not be limited by their zip code.*
- *A caring educator who has a relationship with students is essential in all learning environments.*
- *A collaborative approach to virtual course access solutions is essential for student success.*

In our elementary courses, students receive whole group instruction from their teachers for reading, writing, math and integrated units (science, social studies, health). Students also meet with their teachers in small group settings so their learning can be tailored based on each child's unique needs. There is a blend of virtual tools, adaptive software and hands-on manipulatives available so students may thrive in the virtual classroom environment. In addition, Launch elementary students enjoy weekly lessons with P.E., Music, and Art teachers.

Please note that family support is a key component to the academic success of each Launch elementary student. As your child moves through the school year with Launch, we want you to know how much we value your partnership. We're looking forward to getting to know your families and working with each of your students.

Theresa Christian

Principal of Virtual Learning

Helen Williams

Assistant Principal of Virtual Learning, Elementary

John Mott

Assistant Principal of Virtual Learning, Elementary

COUNSELOR'S CORNER

Dear Families,

Welcome to Launch, a virtual learning environment designed for students and their families! I am your student's online school counselor. School counselors play an integral part in a student's education and development, and this works the same with Launch's virtual programming. As your Launch counselor, I am here to offer support services that promote your child's physical, mental and emotional health. My passion is to provide students equitable access to nationally recognized virtual learning and psycho-educational support, and to launch them towards success!

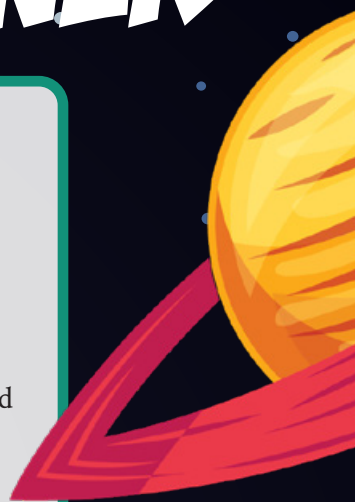

You should know that I am also a parent of children who participate in Launch's virtual courses. The opportunity for my children to grow in their unique learning styles and the freedom they have had to explore topics of interest has greatly benefited each of my kids, and our entire family!

As we move forward in this journey together, please know that I understand a parent's heart. I know that we all want our children to have access to quality instruction from local educators who can invest in our children's lives. That is why Launch is here. We believe that caring educators who build relationships with students is essential for growth, and our teachers dedicate their time and resources to fully support each and every student in their virtual classrooms. It is my hope that, as partners in education and in parenting, we can continue to do what's best for all of the children we serve.

I'm looking forward to launching into the future together!

Silvia Espinosa, Ed.S.

School Counselor of Virtual Learning



MEET THE ROCKETEERS

When your child logs in to his or her Launch course, they'll be greeted by the Rocketeers: three kiddos orbiting through outer space aboard the International Launch Station. Learn a bit about the trio, as they'll play a crucial role in helping guide your child through their online learning journey!



MYA

Role: Captain

Age: 11

Favorites

Subject: Reading

Book: "Ella Enchanted" by Gail Carson Levine

Food: Cheeseburger & Fries

Fun Fact: Mya loves playing volleyball (when she's not working for Launch), and she's mastered the art of the backflip.

FINN

Role: Second Mate

Age: 7


Favorites

Subject: Science (and Recess!)

Book: All Harry Potter books by J.K. Rowling

Food: Pizza

Fun Fact: Finn is great at juggling. In fact, he competes in the juggling competition at the Missouri State Fair every summer!



ROSA

Role: First Mate

Age: 10


Favorites

Subject: Art

Book: The Wings of Fire novels by Tui T. Sutherland

Food: Arroz con gandules (A mix of rice, pigeon peas and pork!)

Fun Fact: Rosa is Puerto Rican and loves to dance and travel!



PREPARING FOR TAKEOFF

The notes below will help you develop your child's home routine, and the schedule on the following page provides an example of their daily school schedule. (Specific weekly schedules will be provided by Launch teachers.)

PRIOR TO DAY 1

- Students: Practice logging in to your course
- Parents: Explore the Parent Portal and online student resources
- Make sure you have everything you need to start strong on day 1!

DAY 1 OF COURSE

- Log in a few minutes before 8:30 a.m.
- Read the welcome announcement
- Be ready to join the teacher for the morning meeting to start the day (and the school year) strong!

DAY-TO-DAY HOME ROUTINE

It is important to establish a routine at home. Here's an example of what a student's day may look like:

7 a.m.: Wake up and get dressed

7:30 a.m.: Eat breakfast

8 a.m.: Log on to your computer, get settled and prepare for the school day

8:30 a.m.: Begin day-to-day school routine (example on following page)

11:15 a.m.: Break time! Eat lunch and fit in some recess (play outside!)

12 p.m.: Afternoon school routine (example on following page)

1:30 p.m.: Computer break No. 2! Have an afternoon snack and enjoy recess (get outside again!)

2:30 p.m.: Complete daily special

3:30 p.m.: Log off for the day

After you've finished your schoolwork, begin your home evening routine: play, eat dinner, watch TV—do what you normally do with your family after school. And be sure to rest up, because tomorrow will be another day of learning with Launch!

** See a more-detailed schedule on the following page.*

SCHOOL ROUTINE

Below is a sample of Launch's traditional elementary schedule.

***Please note:** Students are expected to begin working on their Launch courses at 8:30 a.m. Launch strives to make learning flexible for students, and we make accommodations to schedules as needed. You may reach out to your child's teacher to request schedule modifications.

DAILY SCHEDULE

| TOTAL MINUTES PER DAY | CONTENT AREA | COMPONENT | Teacher-Led Instruction (minutes) | Student Independent Work (minutes) |
|--------------------------|---|--|-----------------------------------|------------------------------------|
| 30 minutes | Morning Meeting | Class Building & Interactive Read Aloud | 30 | |
| 90 minutes | Reading | Whole Group: Reading Mini-lessons | 15 | |
| | | Small Group 1 & Literacy Stations | | 30 |
| | | Small Group 2 & Literacy Stations | | 30 |
| | | Whole Group: Phonics Mini-lesson | 15 | |
| 45 minutes | Writing | Writing Mini-lesson | 15 | |
| | | Writing Conferences Independent Writing | | 30 |
| 15 minutes | Recess | Physical Activity | | 15 |
| 30 minutes | Lunch | Nutritious Meal | | 30 |
| 90 minutes | Math | Zearn Virtual Lesson | | 30 |
| | | Fluency | 15 | |
| | | Problem Solving | 15 | |
| | | Dreambox Small Group Intervention | | 30 |
| 15 minutes | Recess | Physical Activity | | 15 |
| 45 minutes | Integrated Units (Science, Social Studies, Health) | Virtual Lesson | 25 | |
| | | Application & Independent Practice | | 20 |
| 60 minutes | Specials | PE, Music, and Art | | 60 |
| TOTAL DAILY HOURS | | | 4.25 | 2.75 |

SETTING THE SPACE

Launch recommends that all learners have a designated work space where they can log on and complete their coursework each day. Explore this page to find a few essential items you may consider for your student's space.

- Desk or table
- Spot for workbooks, notebooks and paper
- Writing utensils
- School supplies (scissors, glue, crayons, etc.)
- Learning device (Chromebook, iPad or other computer)
- Headphones with a microphone



BE A PAL

Elementary Launch students need a PAL (Parent or Adult Learner) to assist them with various aspects of their day. The following tips will help all Launch PALs best support student learners:

GET INTO THE GROOVE

- Help your child create & maintain a routine
- Monitor daily progress
- Integrate daily and weekly check-ins

SUPPORT & SUSTAIN

- Provide additional guidance and redirection (as needed)
- Encourage, motivate and offer reassurance
- Engage in frequent communication with your child's teachers

ASSIST WITH CONTENT

- Reinforce the importance of doing well
- Check for content mastery
- Encourage students to participate in live lessons and other engaging activities







GET TECHNICAL


- Ensure your student has a working device
- Make sure your student knows how to conference with teachers
- Assist with Canvas navigation



EXPLORE LAUNCH'S ONLINE CLASSROOM

Canvas, Launch's Learning Management System, is your child's online classroom. Familiarize yourself with the following tools to help your students work their way through their daily work.

| | |
|---|---|
|  <p>Mission Control/Homepage From the homepage, students can access all of their daily work and assignments.</p> |  <p>Announcements Teachers will post video announcements and provide important course information often.</p> |
|  <p>Grades Students and parents can see their progress and grades from the grades tab. Students will also be able to see teacher feedback.</p> |  <p>Inbox Students can also contact their teacher through the Canvas Inbox. If a student asks a question, the teacher will reply ASAP.</p> |
|  <p>Conferences Students will meet with their teachers several times each day, both in whole class and small group video conferences.</p> |  <p>Google Drive Students will use Google Drive to create and share projects, and they will submit these projects in Canvas.</p> |



A ROCKET FULL OF RESOURCES

The following software programs will also be available to students and play a role in your child's online learning.

SOFTWARE



Raz-Plus (Reading A-Z)

Raz-Plus will serve as your child's online reading and listening library.



Lexia

Lexia is an adaptive reading program that meets your child at their current learning level. Games and interactive software make the program engaging.



Dreambox

The Dreambox program engages students with adaptive math games that work to build skills from the child's current learning level.



PebbleGo

PebbleGo is a great resource that provides students with an abundance of interesting articles and interactive activities.




Zearn

Students use Zearn to work their way through scaffolded math lessons. The program also provides a multitude of additional interactive resources.



Canvas

Canvas acts as your student's online classroom. All course navigation happens through this platform.



Zoom

Zoom is a conferencing application used in Canvas that allows virtual classroom meetings.

Need help logging on? Contact the Launch Support Team through chat on Canvas, at 417-523-0417 or support@fueledbylaunch.com



THE STARS OF THE SHOW

There are three crucial players in your child's online learning experience: your child, your child's teacher and you! Read on to learn the roles and responsibilities for everyone involved.

| | TEACHER | STUDENT | PAL (PARENT or ADULT LEARNER) |
|------------------------|--|--|---|
| Instruction | Direct teaching in whole groups and small groups | Attend meetings with teacher | Assist student log on process, ensure student is attending all designated meeting times for whole group and small group |
| Daily Schedule* | Teacher available from 8 a.m. to 3:45 p.m. each day. | Attend live meetings and work independently | Be available to help guide and redirect child throughout the day |
| Communication | Communicate via Canvas Inbox, Announcements and live meetings. Provide feedback, and make phone calls to parents | Check Inbox messages and class announcements, read teacher feedback and participate in daily live meetings | Check Inbox messages, class announcements and teacher feedback. Assist students in participating in daily live meetings. |
| Canvas | Host live class meetings, small group and whole group discussions and direct instruction. Post announcements, and contact parents and students | Log in each day to check announcements and attend live meetings, complete missions assigned by teacher and turn in mission assignments | Check PALs Portal, assist students with logging in and ensure they regularly attend live meetings, ensure student completes mission assignments |

***Please note:** Students are expected to begin working on their Launch courses at 8:30 a.m. Launch strives to make learning flexible for students, and we make accommodations to schedules as needed. You may reach out to your child's teacher to request schedule modifications.

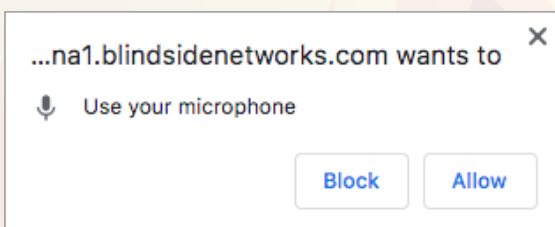
ZOOM INTO CONFERENCES

Zoom is a conferencing application used in Canvas that allows virtual classroom meetings. Follow the instructions below to join a conference in your course!

- 1 Find your meeting link under Announcements or under your to-do list in your Canvas course.



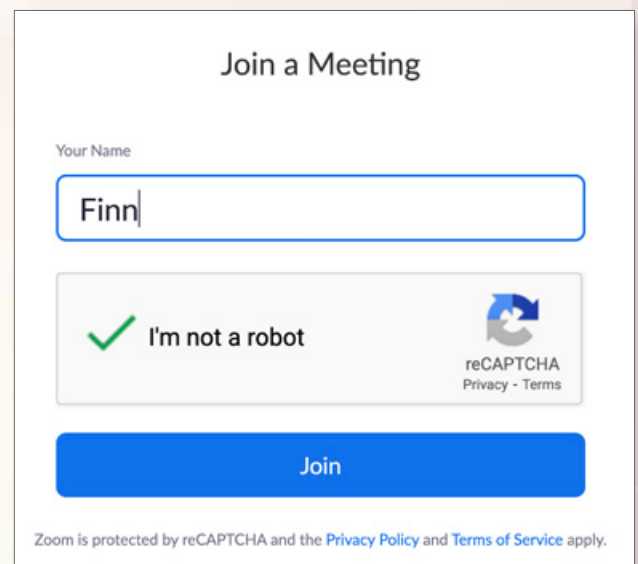
- 2 Click the meeting link under Join Zoom Meeting.
- 3 Select **Allow** to let Zoom use your mic and camera




for calls and meetings.

- 4 Click **join from your browser**.
- 5 Type in your name.
- 6 Click the **I'm not a robot checkbox**.

- 7 Verify the CAPTCHA that pops up on the next screen.



- 8 Click the **Join** button.
- 9 You will see a message saying "Please wait, the meeting host will let you in soon." You will join the meeting once your teacher allows you in as an attendee.



HELP ON THE HORIZON

There's a team of Launch support specialists who are ready and waiting to help your kiddos! If your child has a tech-related issue, you may reach out to our team in the following ways:

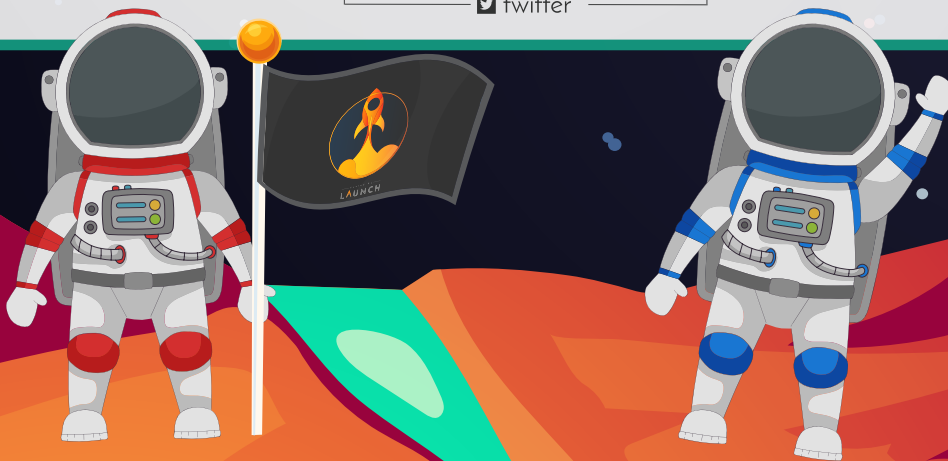
1. Send an email to support@fueledbylaunch.com. Launch support staff answers emails between 7:00 a.m.-6:00 p.m. weekdays and between 9:00 a.m.-5:00 p.m. weekends. Students can typically expect a response within half an hour.
2. Chat with tech support using the Tech Support button at the bottom of every Canvas page.
3. Call the Launch office at (417) 523-0417. The Launch office is open Monday through Friday from 7:00 a.m. to 6:00 p.m. and Saturday and Sunday from 9 a.m. to 5:30 p.m.


✉ email

support@fueledbylaunch.com

🌐 website

🐦 twitter





FUELED BY INTEGRITY

Parents, we need your help! It's your job to help ensure your child uses his or her own intellectual property in their Launch course work.

ACADEMIC INTEGRITY & PLAGIARISM

Students will be creating a variety of projects in their Launch courses. To do so, they'll need to consider how they are going to use outside sources responsibly. One term that describes the appropriate use of copyrighted material is "academic integrity."

When students use someone else's work and claim it as their own, they commit plagiarism. Oftentimes, plagiarism is unintentional. Plagiarism is not against the law, but it can get students into trouble at school, even if it is unintentional. To avoid plagiarism, all students have to do is 1. Cite their source (tell the reader where the information comes from) and 2. Use quotation marks. They may also simply summarize the source's information in their own words.

Note: Your classes contain copyrighted material. For many of these uses, Launch has received permission from the copyright holder to include their material in the course. At the bottom of each page in your Launch course, you'll see a copyright notice that includes any material published by someone else. If Launch has not received explicit permission from the copyright holder, then the use of the copyrighted material falls under fair use, or it is covered by the TEACH Act. The use of copyrighted materials is covered by the TEACH Act as long as not very much of the material is used and could be covered in a normal class period. Students should not be able to access the copyrighted materials outside of the learning management system or distribute them. Additionally, explaining Launch policies for including copyrighted material in our courses is a requirement of the TEACH Act.

