BEECHER CUSD 200U

Mrs. Kelly Toppen

🖍️ ILLINOIS ASSESSMENT OF READINESS

Beecher Elementary School 2026 IAR Performance

Comprehensive breakdown of student proficiency in ELA and Math, multi-year progress, and official ISBE Summative Designation.

Assessment Standard
ISBE State Benchmarks (Grades 3–5)

🌟 EXECUTIVE OVERVIEW

Key Performance Takeaways

ELA Proficiency Standing

72.2% student proficiency (down slightly from 74.0% in 2025), maintaining high performance well above state averages.

Math Proficiency Status

41.3% overall math proficiency in 2026 (adjusted from 45.6% in 2025), continuing focused targeted academic support.

Exemplary Status

Earned top state designation, performing among the highest tier of elementary schools in Illinois.

Verified 2025 vs 2026 data: ELA (74.0% → 72.2%) & Math (45.6% → 41.3%).

ISBE Official Report Card

🏆 STATE ACCOUNTABILITY

Official ISBE Summative Designation

Exemplary School (Beecher Elementary)

Top 10% statewide overall academic performance with zero underperforming student subgroups.

Commendable School

Schools with no underperforming subgroups that fall outside the top 10% statewide threshold.

Targeted / Comprehensive Support

Schools identified for state-level support or intervention.



Significance: The Exemplary designation places Beecher Elementary among the highest performing elementary schools across Illinois based on growth and overall proficiency.

📊 SUBJECT PERFORMANCE

IAR ELA Proficiency Breakdown

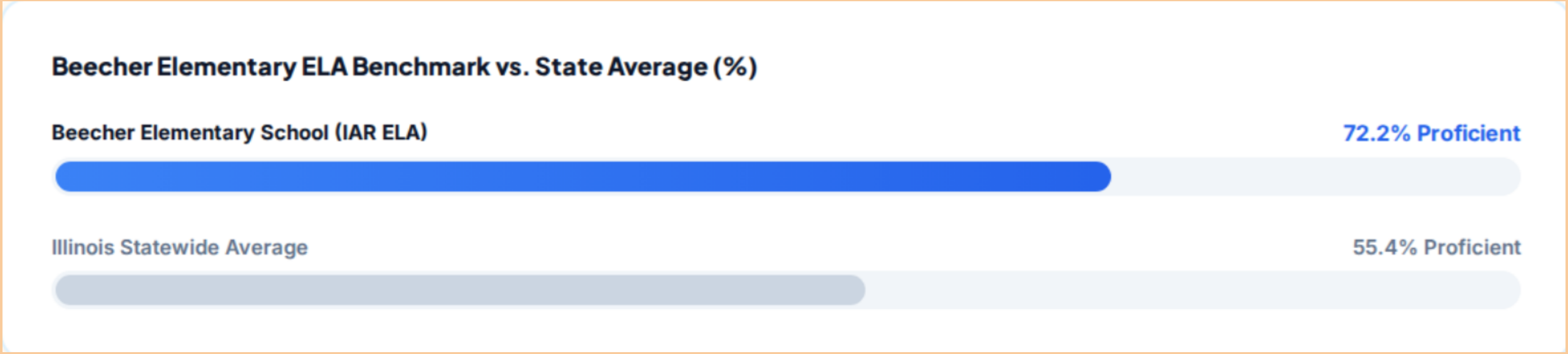

OVERALL ELA PROFICIENCY

72.2%

STATE COMPARISON

Exceeds the Illinois state reading benchmark by +16.8 percentage points.

📐 SUBJECT PERFORMANCE

IAR Math Proficiency Breakdown

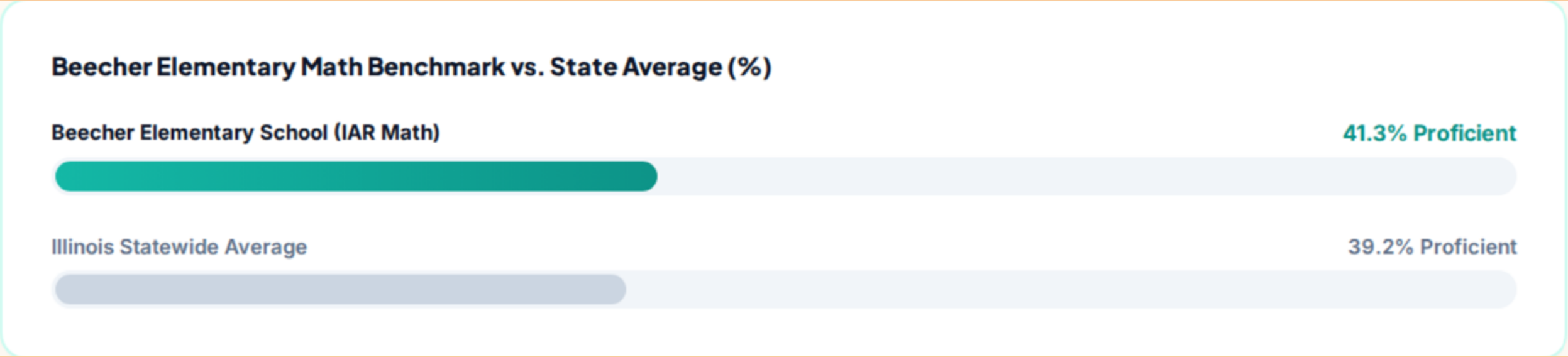

OVERALL MATH PROFICIENCY

41.3%

STATE COMPARISON

Outpaces statewide mathematics proficiency benchmark by +2.1 percentage points.

Grade 3 ELA

IL Spring 2026 ELA, Math and Science

Beecher CUSD 200U

63 STUDENTS

Performance Summary | Standard Performance

AVG SCALE SCORE

759

PROFICIENCY

67%

SCORE GROUPS

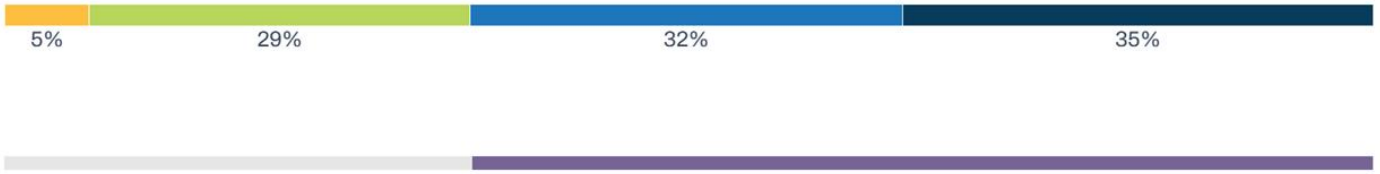

Score Group Details

Threshold	% Students	# Students	Score Range	Threshold	% Students	# Students	Score Range
Not Proficient	33%	21		**Proficient**	67%	42	
Below Proficient	5%	3	650 - 684	Proficient	32%	20	735 - 779
Approaching Proficient	29%	18	685 - 734	Above Proficient	35%	22	780 - 850

Grade 3 Mathematics

IL Spring 2026 ELA, Math and Science

Beecher CUSD 200U

63 STUDENTS

Performance Summary | Standard Performance

AVG SCALE SCORE

738

PROFICIENCY

57%

SCORE GROUPS



Score Group Details

Threshold	% Students	# Students	Score Range	Threshold	% Students	# Students	Score Range
Not Proficient	43%	27		**Proficient**	57%	36	
Below Proficient	27%	17	650 - 704	Proficient	46%	29	732 - 780
Approaching Proficient	16%	10	705 - 731	Above Proficient	11%	7	781 - 850

Grade 4 ELA

IL Spring 2026 ELA, Math and Science

Beecher CUSD 200U

76 STUDENTS

Performance Summary | Standard Performance

AVG SCALE SCORE

756

PROFICIENCY

74%

SCORE GROUPS

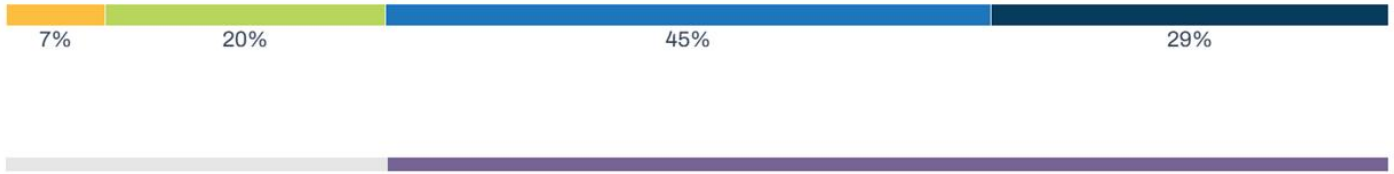

Score Group Details

Threshold	% Students	# Students	Score Range	Threshold	% Students	# Students	Score Range
Not Proficient	26%	20		**Proficient**	74%	56	
Below Proficient	7%	5	650 - 694	Proficient	45%	34	737 - 779
Approaching Proficient	20%	15	695 - 736	Above Proficient	29%	22	780 - 850

Grade 4 Mathematics

IL Spring 2026 ELA, Math and Science

Beecher CUSD 200U

76 STUDENTS

Performance Summary | Standard Performance

AVG SCALE SCORE

735

PROFICIENCY

45%

SCORE GROUPS

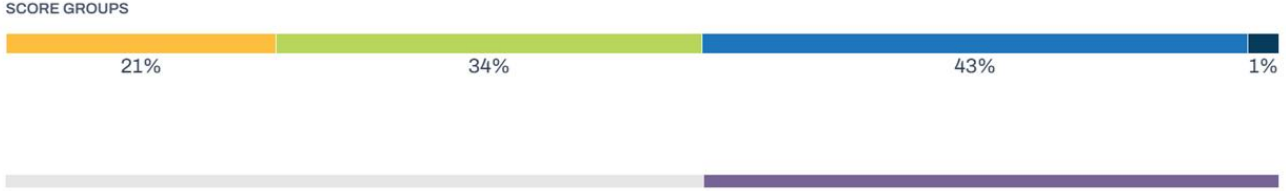

Score Group Details

Threshold	% Students	# Students	Score Range	Threshold	% Students	# Students	Score Range
Not Proficient	55%	42		**Proficient**	45%	34	
Below Proficient	21%	16	650 - 707	Proficient	43%	33	740 - 783
Approaching Proficient	34%	26	708 - 739	Above Proficient	1%	1	784 - 850

Grade 5 ELA

IL Spring 2026 ELA, Math and Science

Beecher CUSD 200U

80 STUDENTS

Performance Summary | Standard Performance

AVG SCALE SCORE

758

PROFICIENCY

78%

SCORE GROUPS

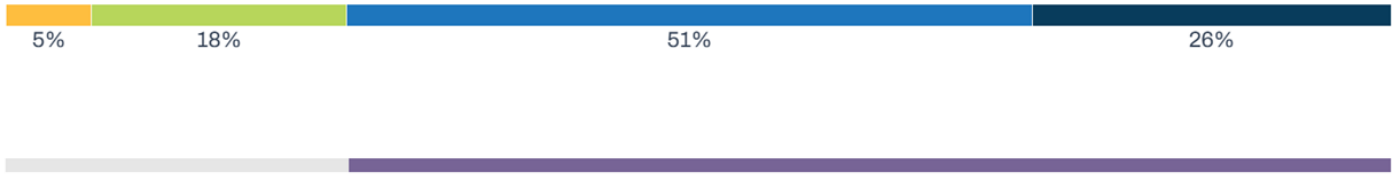

Score Group Details

Threshold	% Students	# Students	Score Range	Threshold	% Students	# Students	Score Range
Not Proficient	23%	18		**Proficient**	78%	62	
Below Proficient	5%	4	650 - 699	Proficient	51%	41	739 - 779
Approaching Proficient	18%	14	700 - 738	Above Proficient	26%	21	780 - 850

Grade 5 Mathematics

IL Spring 2026 ELA, Math and Science

Beecher CUSD 200U

80 STUDENTS

Performance Summary | Standard Performance

AVG SCALE SCORE

724

PROFICIENCY

26%

SCORE GROUPS

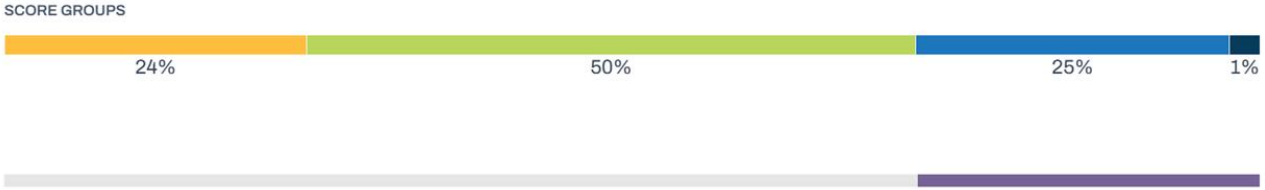

Score Group Details

Threshold	% Students	# Students	Score Range	Threshold	% Students	# Students	Score Range
Not Proficient	74%	59		**Proficient**	26%	21	
Below Proficient	24%	19	650 - 708	Proficient	25%	20	740 - 781
Approaching Proficient	50%	40	709 - 739	Above Proficient	1%	1	782 - 850

🚀 STRATEGIC ROADMAP

2026–2027 Academic Action Plan

Fostering Academic Excellence at Beecher

Continuous improvement strategies rely on structured classroom environments, small-group interventions, and data-driven instruction.

1

MTSS

Increase Tier II instructional strategies for Math specifically. Catch students sooner.

2

Professional Growth

On top of more “math conversations”, staff are encouraged to attend PD. Illinois Numeracy Plan.

3

Continuous Parent Engagement

Open lines of communication with parents. Can we help them learn?

🎯 **Primary Goal: Continuous growth target across ELA and Math for the 2027 assessment cycle.**

E-Learning Schedule 26/27

Grade Level Schedule						
Times	**Kinder**	**1st**	**2nd**	**3rd**	**4th**	**5th**
8:00-8:45	Morning Meeting	DOL/Phonics	Reading	ELA	PE (see below)	Specials (see below)
8:45-9:30	ELA	Reading	Writing	PE (see below)	Specials (see below)	Block 1
9:30-10:15	Math	Math	PE (see below)	Specials (see below)	Block 1	Block 2
10:15-11:00	Writing	Science/SS	Specials (see below)	Math	Block 2	PE (see below)
11:00-11:45	Specials (see below)	PE (see below)	Math	Writing All: 11-11:30 Science All: 11:30-12	Block 3	Block 3
11:45-12:30	PE (see below)	Specials (see below)	Science/SS	Social Studies All: 12-12:30	Writing	Writing
12:30-1:00	**Lunch for Everyone**					
1:00-1:30	Office Hours (Email teachers with any questions.)					

Specials Information					
Times	**PE**	**Computers**	**Art**	**Library**	**Music**
Kinder.	**NO GOOGLE MEET**				
1st Grade	An activity or choice board will be posted in the corresponding Google Classroom for PE & all specials				
2nd Grade	➔ Go to Google Classroom				
3rd Grade	➔ Click on the "join" button, where students will get connected with the teacher				
4th Grade	➔ All links and activities will be in Google Classroom to complete.				
5th Grade					

Specials Reading and EL Meeting Times				
Times	**1:00-1:30**	**1:30-2:00**	**2:00-2:30**	**2:30-3:00**
	1st grade	2nd grade	3rd grade	4th & 5th grade

Questions?

Thank you for your ongoing support and commitment to academic excellence at Beecher Elementary School!