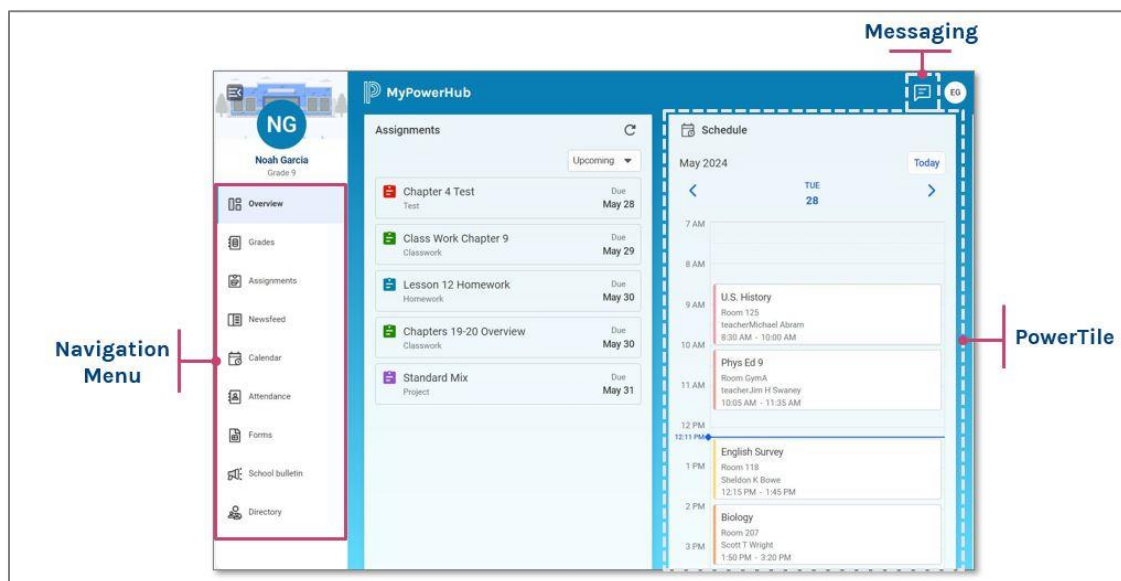


# MyPowerHub Parent & Guardian Overview

## MyPowerHub Overview

MyPowerHub brings together key information about your child(ren) from multiple PowerSchool tools, conveniently consolidated into one easy-to-access view. Effortlessly access grades, assignments, newsfeeds, two-way messaging, and more—all in a single, centralized hub. Key features of MyPowerHub are:

- **PowerTiles:** These dynamic tiles function as interactive hubs, bringing together data from a range of educational technology solutions into a single, convenient platform.
- **Centralized Location:** Find information on class schedules, grades, assignments, announcements, directory and more!
- **Access from Anywhere:** MyPowerHub is currently available through any web browser and is mobile-responsive, so can be easily viewed on a mobile phone or tablet as well.



# MyPowerHub Parent & Guardian Overview

## Login

Navigate to <https://mcpss.guardian.powerschool.com>

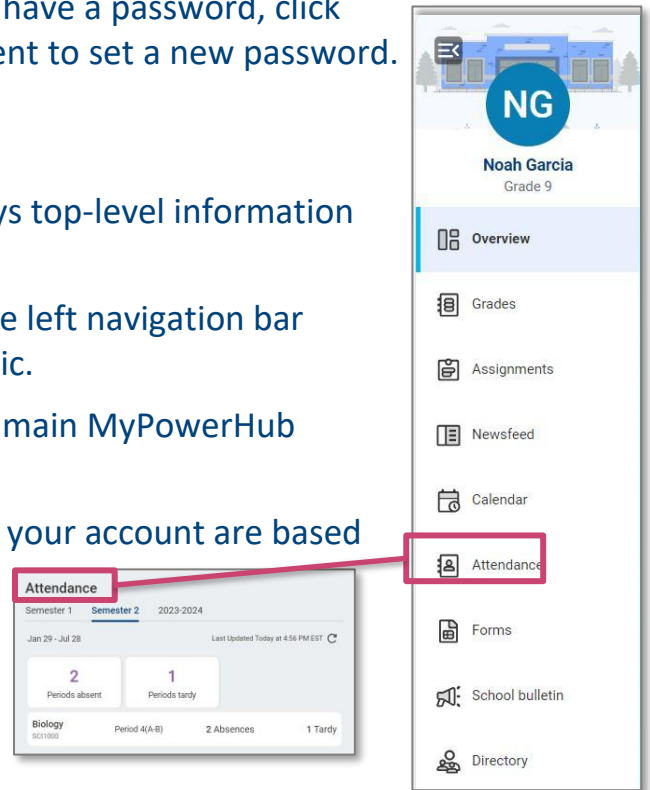
For Mobile Devices download the MCPSSConnect App

Enter the email you use for Online Registration/Schoology and click Continue. If you previously logged into Schoology, you will use the same password. If you get an invalid password, or don't have a password, click the "Forgot Password?" link and an email will be sent to set a new password.

## Navigating MyPowerHub

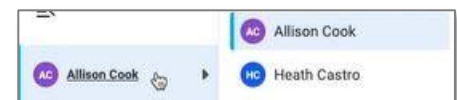
1. Within MyPowerHub, each **PowerTile** displays top-level information for at-a-glance consumption.
2. Selecting the **PowerTile menu item** within the left navigation bar will provide additional details about that topic.
3. Select **Overview** at any time to return to the main MyPowerHub view.

**NOTE:** The menu items and PowerTiles available in your account are based on the PowerSchool applications your district has purchased, so your menu items may vary.



## Navigating Between Students

1. Toggle between students using the **Student Switcher** menu. Select the child's name, then select a different child to view corresponding information.



**NOTE:** If you have only one child associated with your PowerSchool account, you will not have a Student Switcher menu.

# MyPowerHub Parent & Guardian Overview

## Understanding Grades

The Grades PowerTile displays the most recent grades for the current term, synced with information available in PowerSchool SIS.

1. To view information from past terms, select **More Terms**, or select **Grades** from the left navigation bar.
2. Toggle between terms using the **navigation bar** within the Grades page.
3. Click on a **specific grade or class title** to view more information about grades for specific assignments or subject standards.

**MyPowerHub** Grades 23-24 GPA: 2.1110

S1 **S2** 23-24 Year summary Past years

Jan 29, 2024 - Jul 28, 2024 Last Updated Today at 12:30 PM America/New\_York

Class	Period	Teacher	Grade	Percentage
Art ART9	Period 2(B)	teacherJason Lu...	D	65%
Biology SCI1000	Period 4(A-B)	Scott Wright	C+	79%
English Survey ENG9	Period 3(A)	Sheldon Bowe	B+	87%
Family Cons Sci HEC9	Period 3(B)	Colleen Lura	B+	89%
Open Media OPmedia	Period 1(B)	Steve Accatino	C	73%
Phys Ed 9 PE09	Period 2(A)	teacherJim Swan...	B	86%
U.S. History SOC1000	Period 1(A)	teacherMichael A...	A-	95%

# MyPowerHub Parent & Guardian Overview

## Understanding Assignments

The Assignments PowerTile displays the upcoming assignments for all the student's classes in one list, sorted by due date, with the soonest due date first. Assignment data is synced with the information in PowerSchool SIS.

- To view information from past terms, select **More Assignments**, or select **Assignments** from the left navigation bar.
- Toggle between Upcoming, Recent and Missing using the **navigation bar** within the Assignments page. This information is also available within the Assignments PowerTile drop-down menu.
- Navigate to specific course assignments through the **Courses drop-down menu**.
- Click on the **Assignment Title** to view more information.

The screenshot displays the MyPowerHub interface for a parent/guardian. The user is Noah Garcia, Grade 9. The main section is titled 'Assignments' and features a dropdown menu set to 'All Courses'. Below this, there are tabs for 'Upcoming', 'Recent', and 'Missing', with 'Upcoming' selected. A refresh button indicates the data was last updated today at 12:32 PM America/New\_York. The assignments are listed under two categories: 'Today' and 'This week'. The 'Today' category includes 'Chapter 4 Test' (Test) due on Tue, May 28. The 'This week' category includes 'Class Work Chapter 9' (Classwork) due on Wed, May 29; 'Lesson 12 Homework' (Homework) due on Thu, May 30, marked as 'Late'; 'Chapters 19-20 Overview' (Classwork) due on Thu, May 30; 'Standard Mix' (Project) due on Fri, May 31; and 'Lesson 12 Group Project' (Group Project) due on Fri, May 31. The left navigation bar includes options like Overview, Grades, Assignments (highlighted), Newsfeed, Calendar, Attendance, Forms, School bulletin, and Directory.

# MyPowerHub Parent & Guardian Overview

## Understanding Attendance

The Attendance PowerTile displays a list of dates, attendance codes, and classes for which the student was marked absent or tardy during the current school year. Attendance data is synced with the information available within PowerSchool SIS.

1. To view information from past terms, select **Attendance History**, or select **Attendance** from the left navigation bar.
2. Toggle between terms using the **navigation bar** within the Attendance page.
3. View **total absences and tardies** in the summary chart.
4. Click the **class title** to view specific dates the student was absent or tardy.

The screenshot displays the MyPowerHub interface for a parent/guardian. The user is Noah Garcia, Grade 9. The main content area is titled 'Attendance' and shows data for Semester 2, 2023-2024, from Jan 29 to Jul 28. The summary shows 2 periods absent and 1 period tardy. A table lists the class 'Biology (SCI1000)' in Period 4(A-B) with 2 Absences and 1 Tardy. The 'Attendance' link in the left navigation bar is highlighted.

Class	Period	Absences	Tardies
Biology SCI1000	Period 4(A-B)	2 Absences	1 Tardy