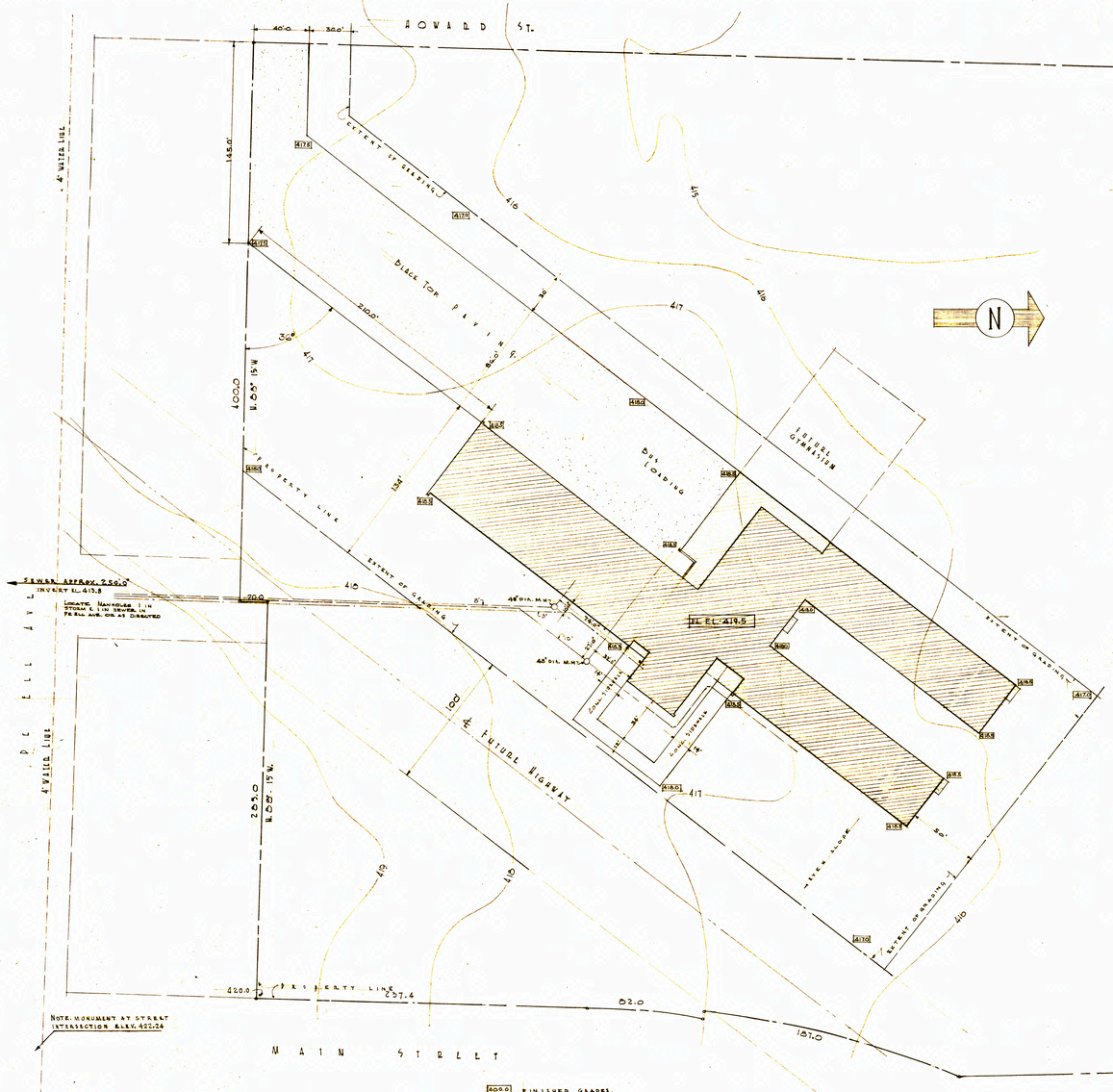

PLOT PLAN

SCHOOL DISTRICT • 301

SCALE 1" = 20'

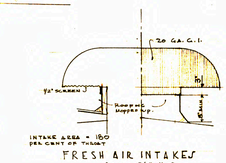

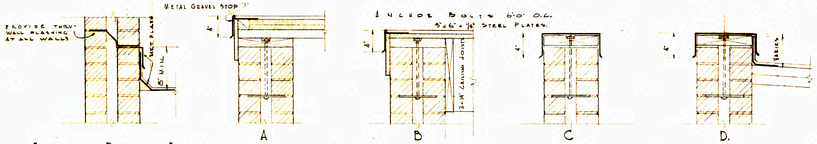

TYPICAL PARAPET FLASH.

SCALE 1½" = 1'-0"

COPING DETAILS

SCALE 1½" = 1'-0"

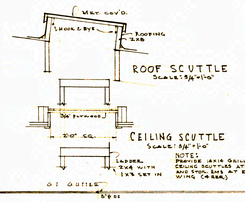

NOTE:
VERIFY EXACT LOCATION OF ALL VENTS, INTAKES, PLATFORMS AND CAT-WALKS WITH MECH. CONTRACTOR.

ROOF PLAN

SCALE 1/8" = 1'-0"

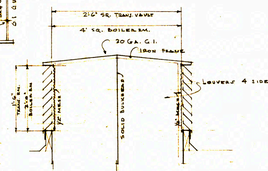

BOILER RM.-TRANS. VAULT VENT UNITS

SCALE: 3/4" = 1'-0"

CONTENTS

1 PLOT PLAN - ROOF PLAN
2 FOUNDATION PLAN
3 FLOOR PLAN
4 ELEVATIONS / SECTIONS
5 ENTRANCE DETAILS
6 SASH DETAILS
7 SCIENCE - INTERIOR DETAILS
8 CLASSROOMS - MULTI-PURPOSE
9 LIBRARY - INTERIOR DETAILS
10 HOMEMAKING - KITCHEN
11 MECHANICAL
12 MECHANICAL
13 MECHANICAL
14 ELECTRICAL
15 ELECTRICAL

REVISED 1/24/52

ROOF PLAN - PLOT PLAN

SCHOOL BUILDING FOR

PE ELL WASHINGTON

SCHOOL DISTRICT NO. 301

LEWIS COUNTY

DATE 12/20/51

SHEET NO. 1 OF

WOLFF & PHILLIPS Architects

309 PEARSON 4TH AVE. BLDG.

PORTLAND OREGON

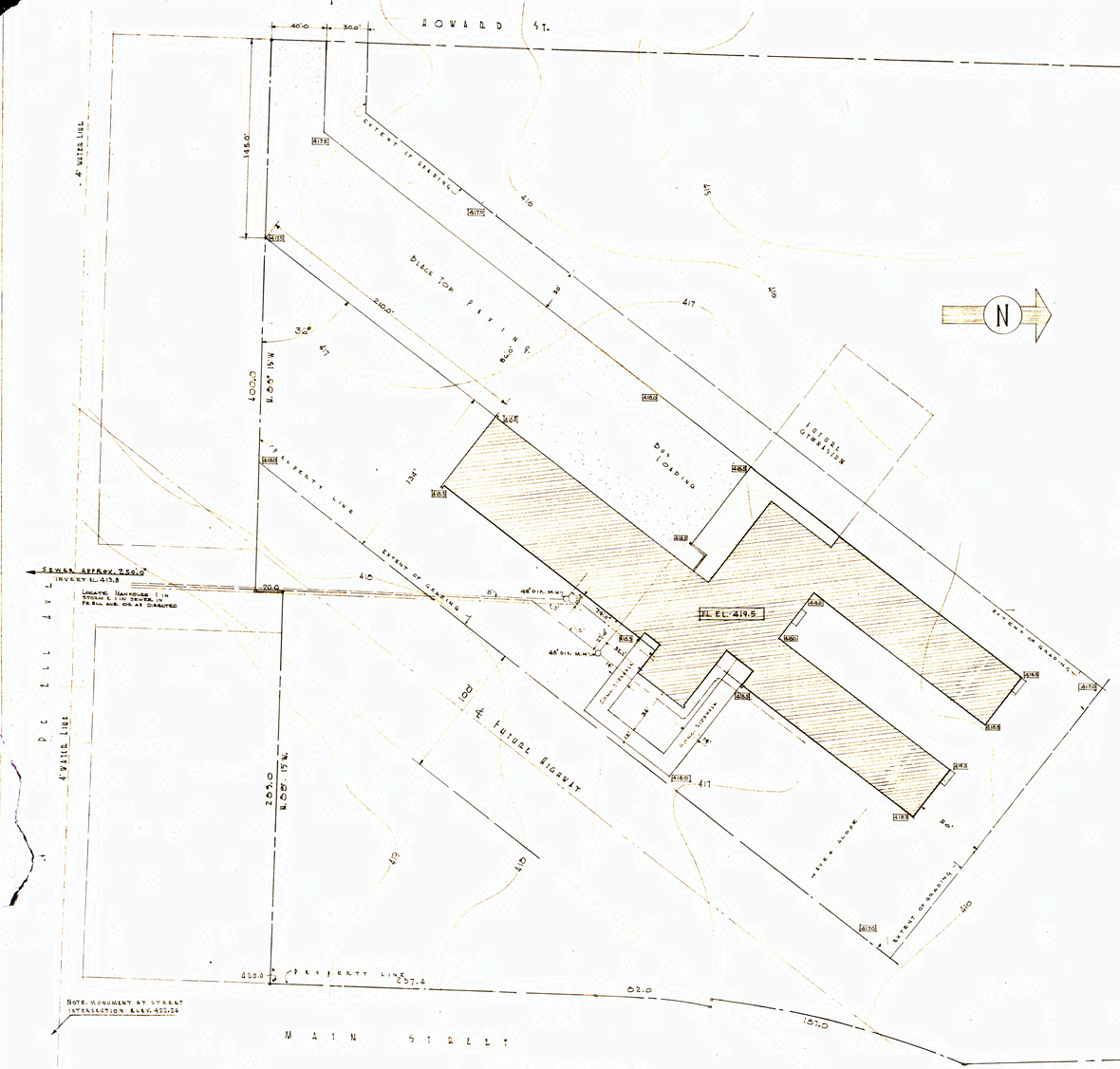

PLOT PLAN

SCHOOL DISTRICT • 301

SCALE 1" = 30'

[000.0] FINISHED GRADES.

000 ~ EXISTING GRADES.

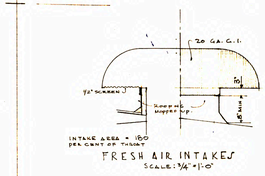

FRESH AIR INTAKES

SCALE: 3/4" = 1'-0"

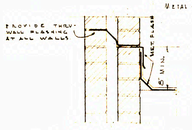

TYPICAL PARAPET FLASH.

SCALE 1½" = 1'-0"

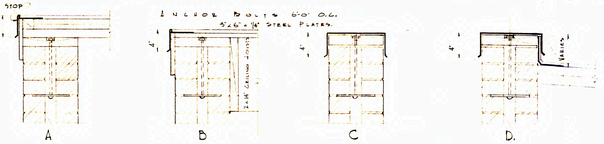

COPING DETAILS

SCALE 1½" = 1'-0"

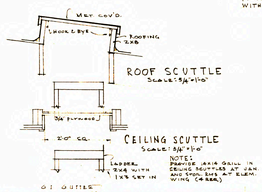

NOTE:
VERIFY EXACT LOCATION OF ALL VENTS, INTAKES, FLATFORMS AND CAT-WALKS WITH MECH. CONTRACTOR.

ROOF PLAN

SCALE 1/8" = 1'-0"

BOILER RM. - TRANS. VAULT VENT UNITS

SCALE: 3/4" = 1'-0"

CONTENTS

1 PLOT PLAN - ROOF PLAN
2 FOUNDATION PLAN
3 FLOOR PLAN
4 ELEVATIONS / SECTIONS
5 ENTRANCE DETAILS
6 SASH DETAILS
7 SCIENCE - INTERIOR DETAILS
8 CLASSROOMS - MULTI-PURPOSE
9 LIBRARY - INTERIOR DETAILS
10 HOMEMAKING - KITCHEN.
11 MECHANICAL
12 MECHANICAL
13 MECHANICAL
14 ELECTRICAL
15 ELECTRICAL

REVISED 1/24/52

ROOF PLAN - PLOT PLAN

SCHOOL BUILDING FOR

PE ELL WASHINGTON

SCHOOL DISTRICT NO 301

LEWIS COUNTY

DATE 12/20/51

SHEET NO 1 OF

WOLFF & PHILLIPS Architects

509 PEARSON 4TH AVE

PE ELL WASH

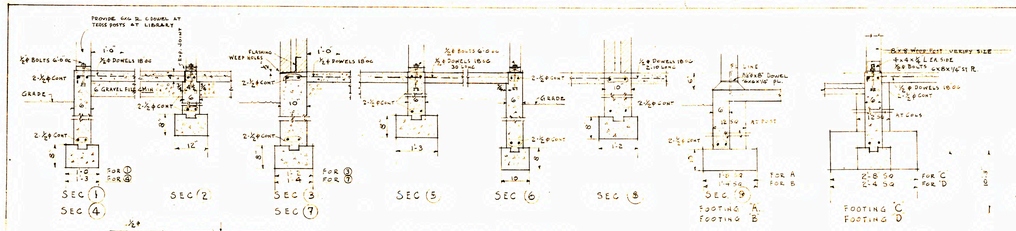

FOOTING DETAILS
SCALE 3/4" = 1'-0"

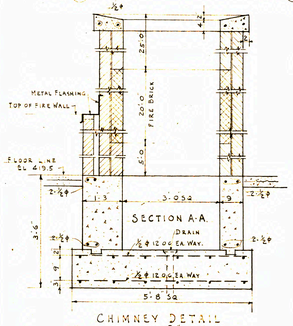

CHIMNEY DETAIL
SCALE 3/4" = 1'-0"

FOUNDATION PLAN

SCALE 1/8" = 1'-0"

ELEVATIONS GIVEN ARE TO BOTTOM OF FOOTING
ALL SLABS ON GROUND UNLESS OTHERWISE SHOWN SHALL BE 4" THICK AND REINFORCED WITH 6x6 #10/10 MESH

LOADS
SOIL BEARING FIGURED AT 4000# PER SQ FT
LIVE LOADS
ROOF 30# PER SQ FT

CONCRETE STRESSES
f'c = 2000# AT 28 DAYS
fs = 18000#/□"

ALL CONTINUOUS BARS SHALL BE LAPPED 40 DIA AT SPLICES AND SHALL BE CONTINUOUS AROUND CORNERS

REVISED: 1/24/52

FOUNDATION PLAN
SCHOOL BUILDING FOR
PE ELL - WASHINGTON
SCHOOL DISTRICT No 301
LEWIS COUNTY

WOLFF & PHILLIPS Architects
509 PEARL JON 4TH AVE BLDG.
PORTLAND OREGON.

DATE 12/20/51
SHEET NO 12

ROOM FINISH SCHEDULE

FINISH NO	FLOOR	BASE		WAINSCOT	FIN	WALLS	FIN	CEILING	FIN	TRIM & MILWK	REMARKS
1	ASPHALT T.	WOOD	ST.	PLYWOOD	ST.	PLASTER	PT.	ACOUSTIC T.		STAIN	
2	ASPHALT T.	WOOD	ST.	NO		PLASTER BRICK	PT. UNFIN.	ACOUSTIC T.		STAIN	
3	ASPHALT T.	WOOD	ST.	NO		PLASTER		ACOUSTIC T.		STAIN	
4	ASPHALT T.	WOOD	ST.	NO		PLYWOOD	ST.	BOARDS	PT.	STAIN	STAIN CEILING BEAMS
5	ASPHALT T.	LINO		NO		PLASTER	PT.	ACOUSTIC T.		STAIN	
6	ASPHALT T.	WOOD	ST.	NO		PLASTER	NONE	PLASTER	NONE	STAIN	
7	CERAMIC T.	CERAMIC T.		CERAMIC T.		PLASTER	ENAMEL	ACOUSTIC T.		ENAMEL	
8	CONC.	NO		NO		BRICK		PLASTER	NO	ENAMEL	
9	CONC.	NO		NO		BRICK		CONC.	NO	ENAMEL	
10	ASPHALT T.	LINO		NO		PLASTER	ENAMEL	ACOUSTIC T.		ENAMEL	
11	ASPHALT T.	WOOD	ST.	NO		PLYWOOD	ST.	ACOUSTIC T.		STAIN	

DOOR SCHEDULE

NO	SIZE	THK	TYPE	GLASS	REMARKS
1	3-0 X 7-0	2"	A	WIRE PL.	
2	3-9 X 7-10	2"	A	" "	
3	5-6 X 7-0	2"	D	NO	
4	3-4 X 6-8	1¾	A	CLEAR	
5	3-0 X 6-8	1¾	B	CLEAR	
6	3-0 X 6-8	1¾	C		
7	3-0 X 6-8	1¾	D		
8	3-0 X 6-8	1¾	A		
9	2-6 X 6-8	1¾	D		
10	2-6 X 6-8	1¾	C		
11	3-4 X 6-8	1¾	A	OBSC.	
12	3-8 X 6-8	1¾	D	-	MET. COV'D DOOR & FR.
13	3-4 X 6-8	1¾	D	-	" " " "

NOTES

SEE SPEC. GRADES OF ASPHALT TILE.
BEAMS AT MULTI-PURPOSE RM. LIBRARY, ELEM. C.R. AND ELEM. CORR. TO HAVE SPECIAL STAIN. SEE SPEC.
INTERIOR OF ALL CASES AND ALL MISC. SHELVING SHALL RECIEVE 1 COAT OF REZ. LIBRARY CASES SHALL BE GIVEN FULL FINISH AS SPEC. FOR "STAIN"

INDICATIONS

CONCRETE
BRICK
WOOD STUDS

DOOR TYPES
GRILLS ARE 20"x 6" METAL LOUVERS

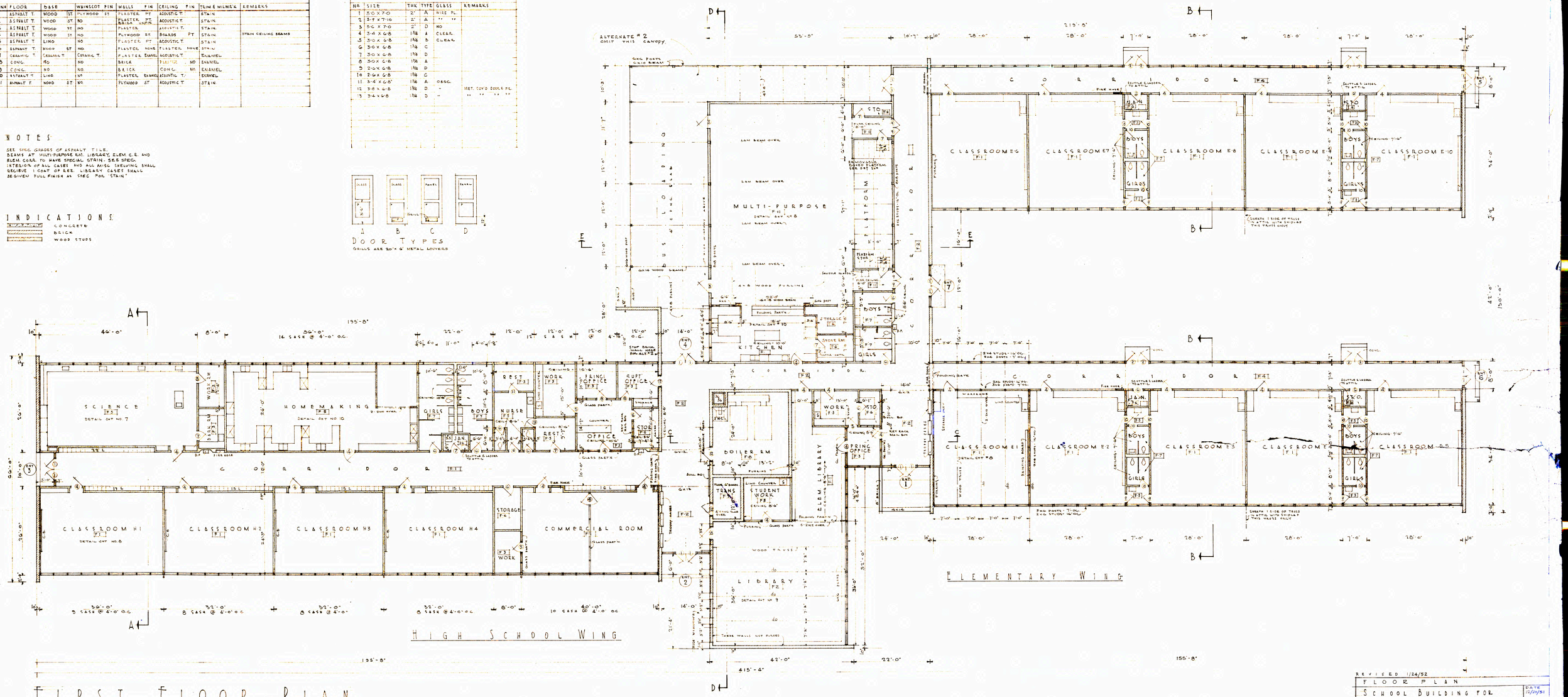

FIRST FLOOR PLAN

SCALE 1/8" = 1'-0"

REVISED 1/24/52

FLOOR PLAN

SCHOOL BUILDING FOR
PE ELL · WASHINGTON
SCHOOL DISTRICT No 301
LEWIS COUNTY

DATE 12/20/51

WOLFF & PHILLIPS Architects
509 PEARSON 4TH AVE BLDG.
PORTLAND OREGON.

SHEET NO 3

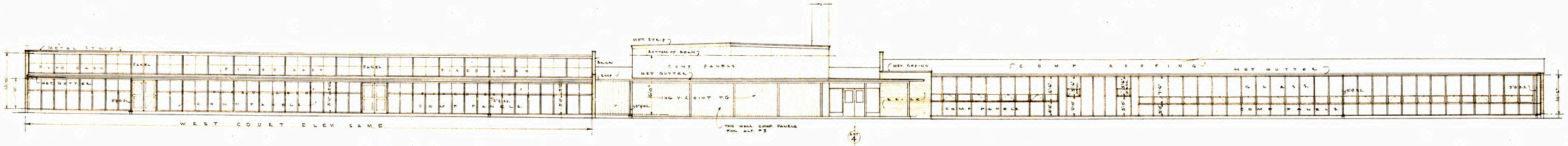

WEST ELEVATION

SCALE: 1/8"=1'-0"

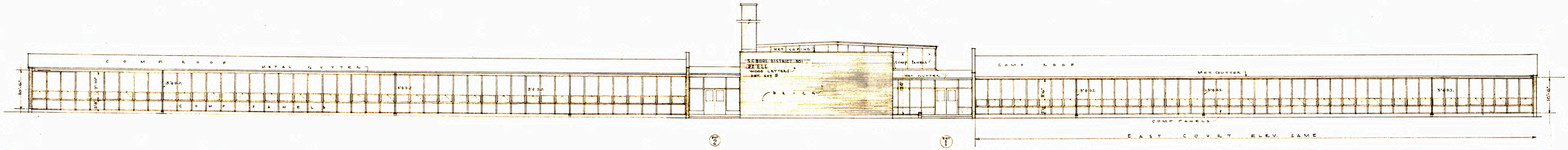

EAST ELEVATION

SCALE: 1/8"=1'-0"

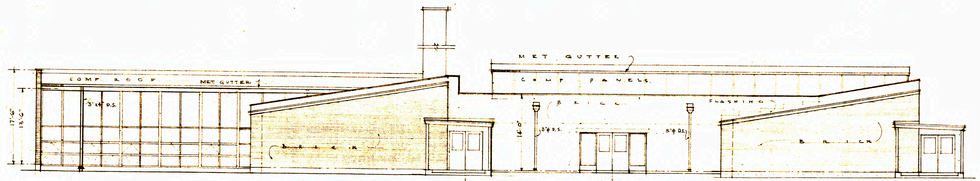

NORTH ELEVATION

SCALE: 1/8"=1'-0"

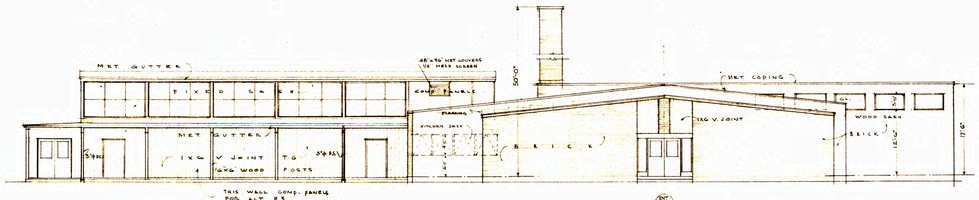

SOUTH ELEVATION

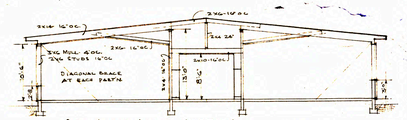

SECTION A-A

SCALE: 1/8"=1'-0"

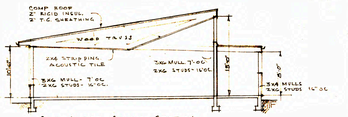

SECTION b-b

SCALE: 1/8"=1'-0"

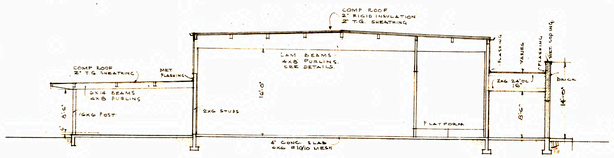

SECTION E-E

SCALE: 1/8"=1'-0"

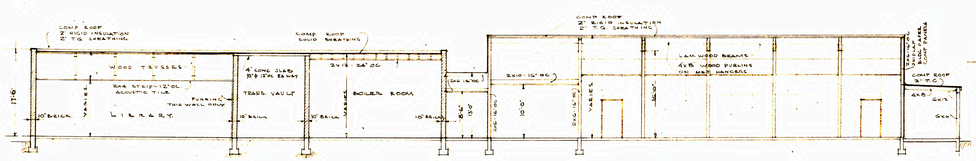

SECTION D-D

SCALE: 1/8"=1'-0"

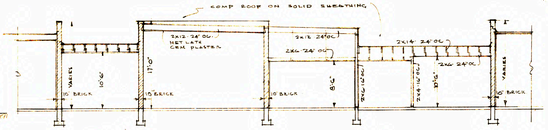

SECTION C-C

SCALE: 1/8"=1'-0"

REVISED 1/24/52

ELEVATIONS ✓ · SECTIONS ✓

SCHOOL BUILDING FOR
PE ELL · WASHINGTON
SCHOOL DISTRICT No

DATE 12/26/51

SHEET No 4 OF

WOLFF & PHILLIPS Architects
801 PEARSON 4TH AVE BLDG.
PORTLAND, OREGON.

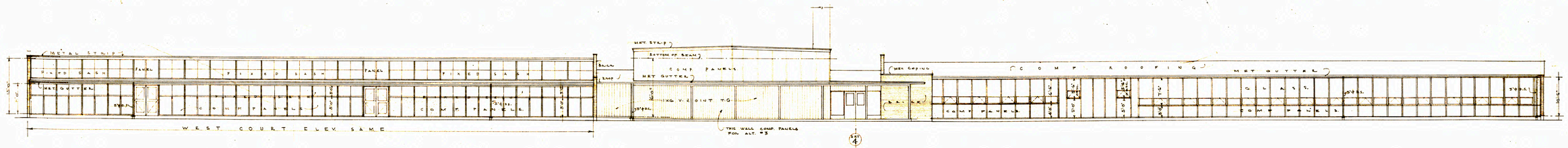

WEST ELEVATION

SCALE: 1/8" = 1'-0"

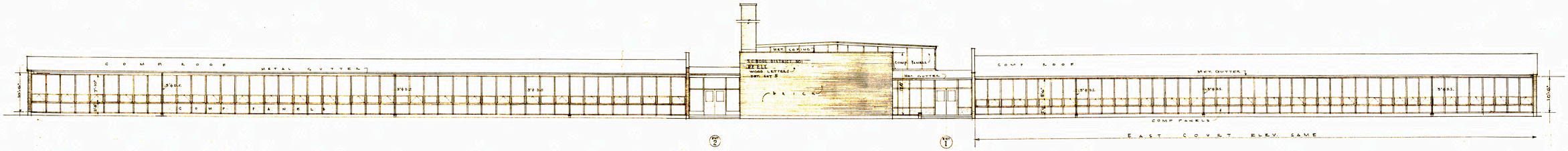

EAST ELEVATION

SCALE: 1/8" = 1'-0"

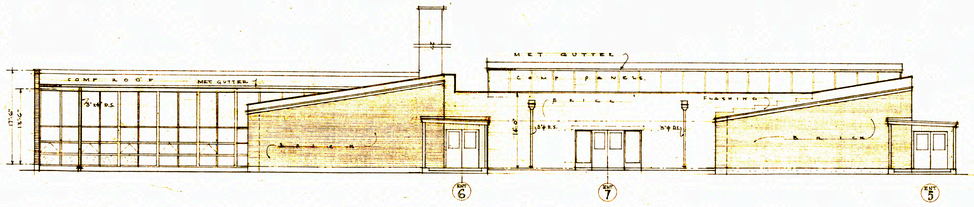

NORTH ELEVATION

SCALE: 1/8" = 1'-0"

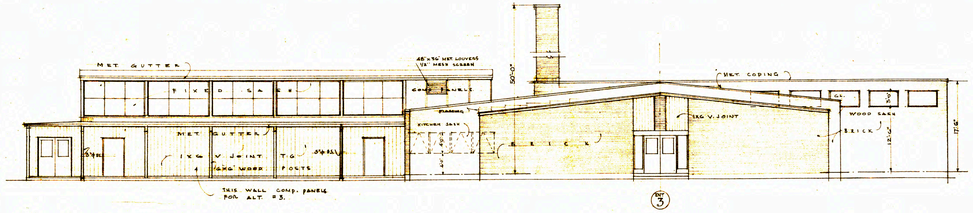

SOUTH ELEVATION

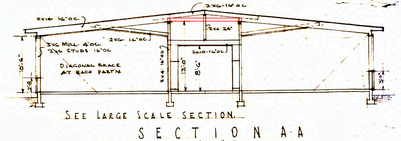

SECTION A-A

SCALE: 1/8" = 1'-0"

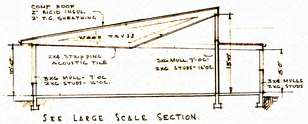

SECTION b-b

SCALE: 1/8" = 1'-0"

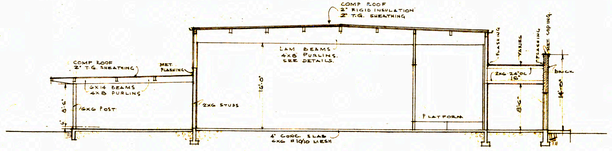

SECTION E-E

SCALE: 1/8" = 1'-0"

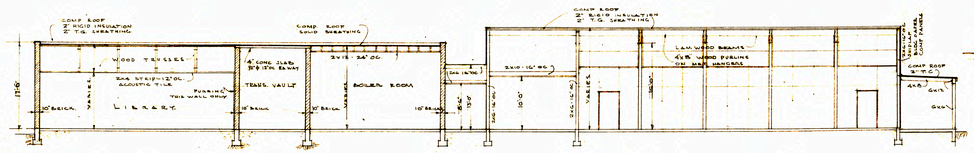

SECTION D-D

SCALE: 1/8" = 1'-0"

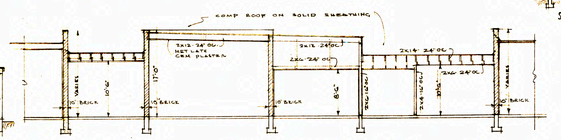

SECTION C-C

SCALE: 1/8" = 1'-0"

REVISED 1/26/62

ELEVATIONS - SECTIONS

SCHOOL BUILDING FOR
PE ELL - WASHINGTON
SCHOOL DISTRICT NO

DATE 12/20/61

SHEET NO 4 OF

WOLFF & PHILLIPS Architects
509 PEARSON 4TH AVE BLDG.
PORTLAND, OREGON

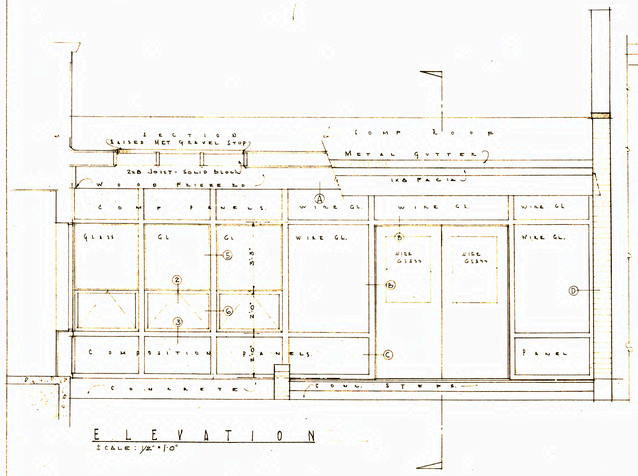

ELEVATION
SCALE: 1/2" = 1'-0"

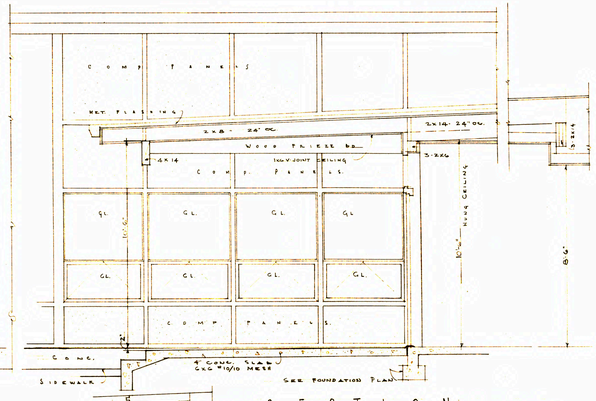

SECTION
SCALE: 1/2" = 1'-0"

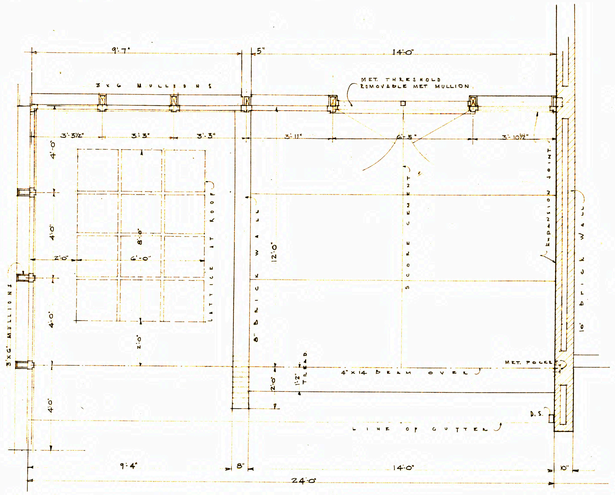

PLAN
SCALE: 1/2" = 1'-0"

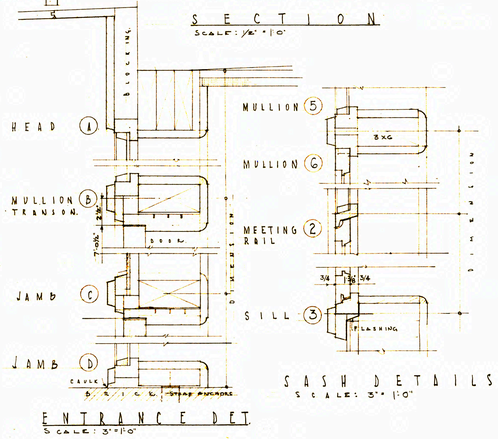

ENTRANCE DET
SCALE: 3"=1'-0"

SASH DETAILS
SCALE: 3" = 1'-0"

ENTRANCE Nº 1

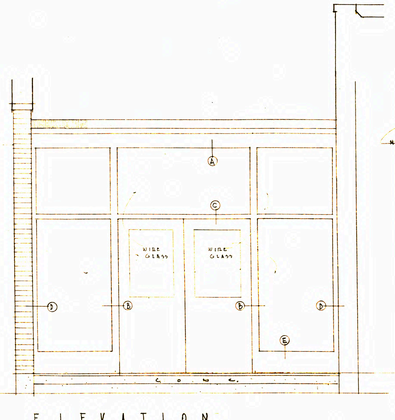

ELEVATION
SCALE: 1/2" = 1'-0"

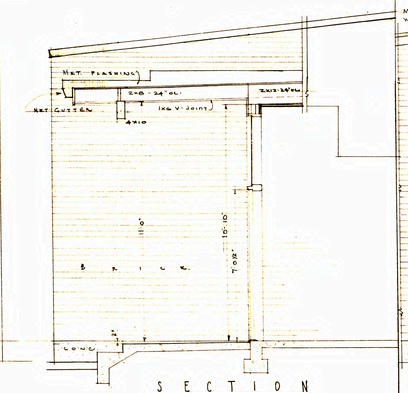

SECTION
SCALE: 1/2" = 1'-0"

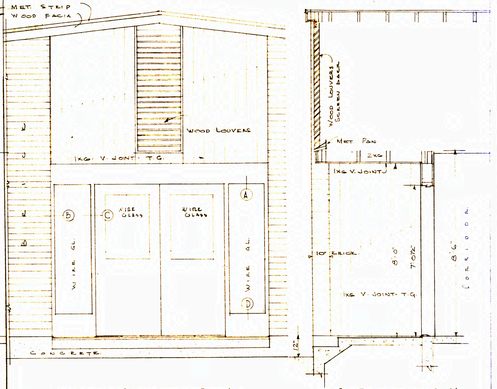

ELEVATION
SCALE: 1/2" = 1'-0"

SECTION
SCALE: 1/2" = 1'-0"

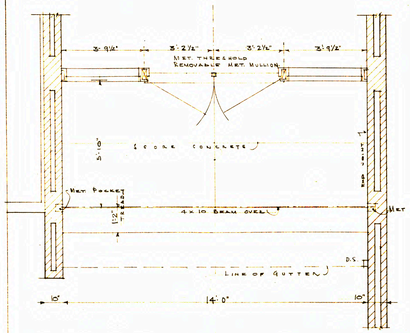

PLAN
SCALE: 1/2" = 1'-0"

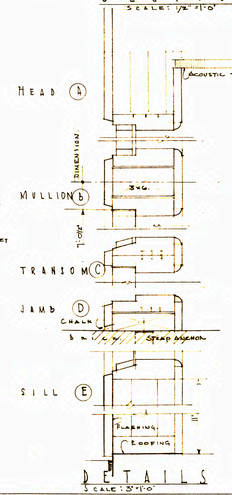

DETAILS
SCALE: 3"=1'-0"

ENTRANCE Nº 2

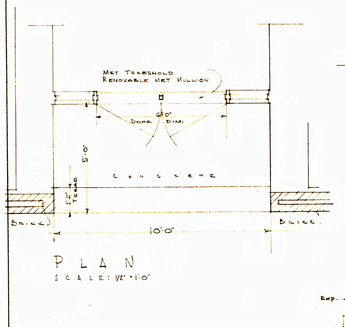

PLAN
SCALE: 1/2" = 1'-0"

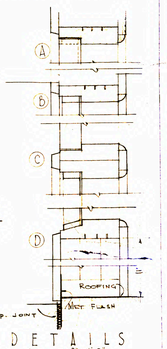

DETAILS
SCALE: 3" = 1'-0"

ENTRANCE Nº 3

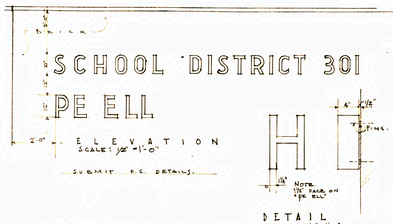

DETAIL
SCALE: 1½" = 1'-0"

LETTERS AT ENTRANCE

REVISED 1/24/52

ENTRANCE DETAILS

SCHOOL BUILDING FOR
PE ELL • WASHINGTON
SCHOOL DISTRICT NO 301
COUNTY
LEWIS

DATE 12/20/51

SHEET NO 5 OF

WOLFE & PHILLIPS Architects
509 PERKINS 4TH AVE BLDG
PORTLAND OREGON

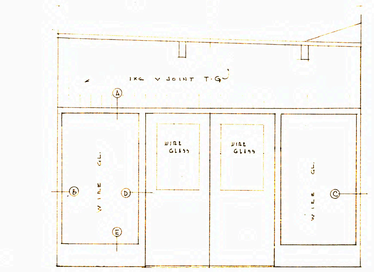

ELEVATION
SCALE: 1/2" = 1'-0"

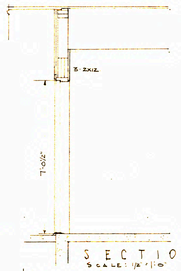

SECTION
SCALE: 1/2" = 1'-0"

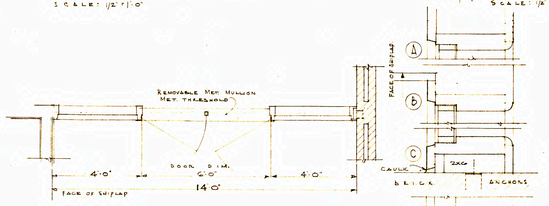

PLAN
SCALE: 1/2" = 1'-0"

DETAILS
SCALE: 3" = 1'-0"

ENTRANCE Nº 4

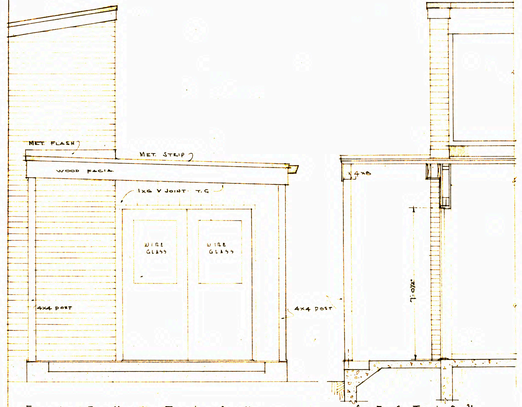

ELEVATION
SCALE: 1/2" = 1'-0"

SECTION
SCALE: 1/2" = 1'-0"

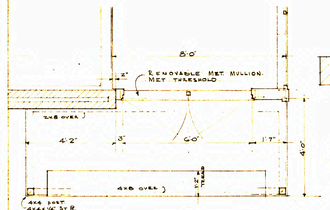

PLAN
SCALE: 1/2" = 1'-0"

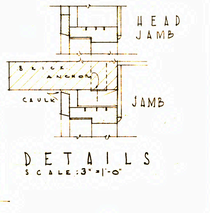

DETAILS
SCALE: 3" = 1'-0"

ENTRANCE Nº 5-6

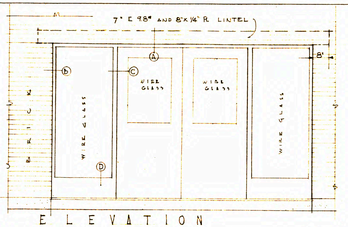

ELEVATION
SCALE: 1/2" = 1'-0"

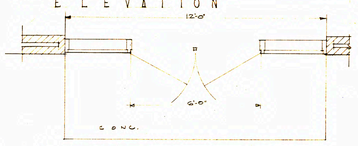

PLAN
SCALE: 1/2" = 1'-0"

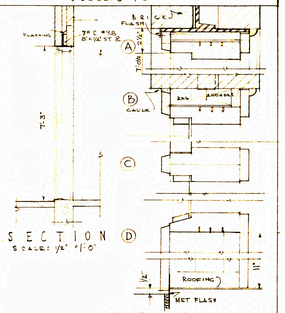

SECTION
SCALE: 1/2" = 1'-0"

DETAILS
SCALE: 3" = 1'-0"

ENTRANCE Nº 7

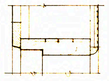

EXTERIOR DOOR FRAME
MULT.-PURPOSE & ADJ. CORRIDOR
SCALE: 3" = 1'-0"



EXTERIOR DOOR FRAME
ELEMENTARY CORRIDORS
SCALE: 3" = 1'-0"



TYPICAL THRESHOLD
ALL EXTERIOR DOORS.

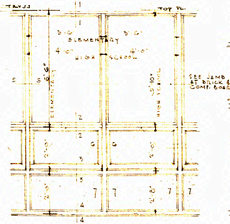

ELEVATION - ELEM. & HIGH SCH. CLASSROOM WINDOWS
SCALE: 1/2" = 1'-0"

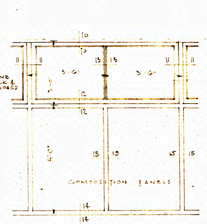

ELEVATION - ELEMENTARY CORRIDOR WINDOWS

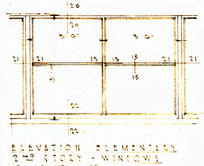

ELEVATION - ELEMENTARY 2 STORY - WINDOWS
SCALE: 1/2" = 1'-0"

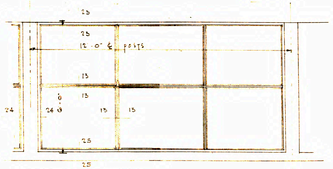

ELEV. MULTI-PURPOSE 2 STORY WINDOWS
SCALE: 1/2" = 1'-0"

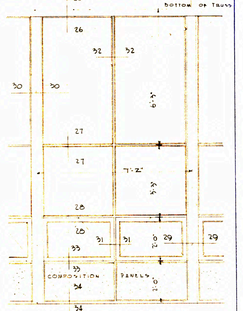

ELEVATION - HIGH SCHOOL LIBRARY WINDOWS
SCALE: 1/4" = 1'-0"

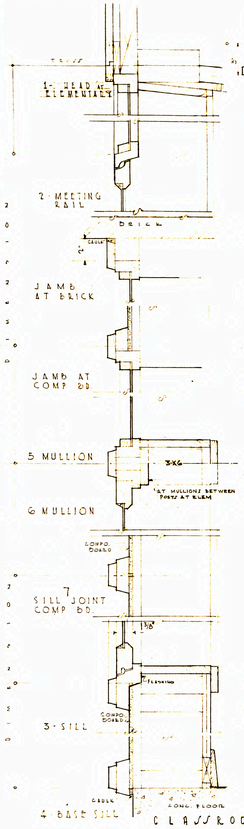

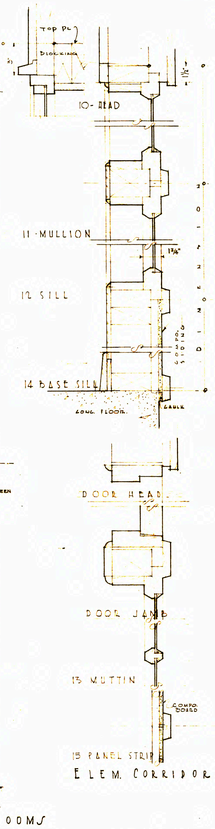

TYPICAL WINDOW DETAILS
SCALE: 3" = 1'-0"

ELEM. CLASSROOMS

ELEM. CORRIDOR

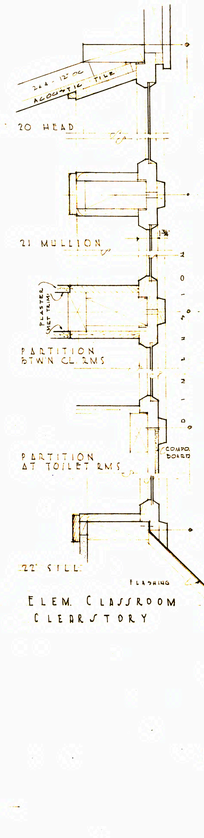

ELEM. CLASSROOM CLERESTORY

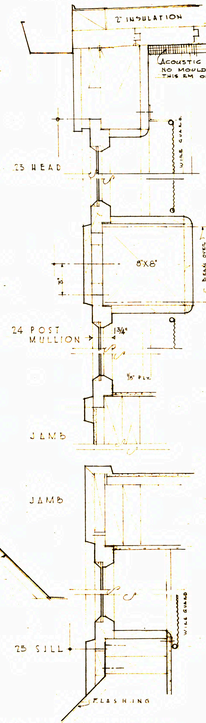

MULTI-PURPOSE

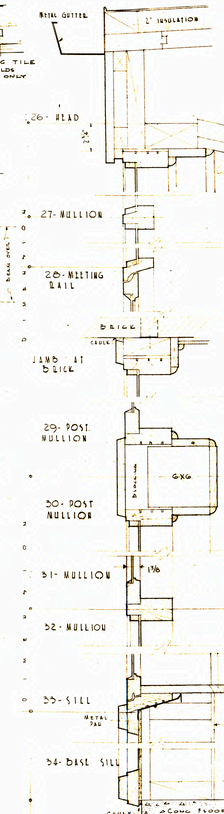

LIBRARY

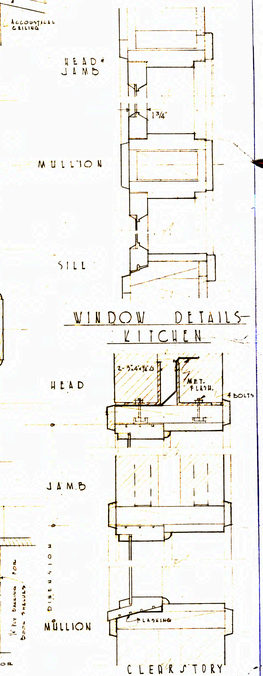

WINDOW DETAILS - KITCHEN

CLERESTORY WINDOW DETAILS - LIBRARY
SCALE 3" = 1'-0"

REVISED - 1/24/52

EXTERIOR DETAILS

SCHOOL BUILDING FOR
PE ELL - WASHINGTON
SCHOOL DISTRICT NO 301
LEWIS COUNTY

WOLFF & PHILLIPS Architects
509 PEARSON 4TH AVE BLDG.
PORTLAND OREGON.

DATE 12/20/51

SHEET Nº 6 OF

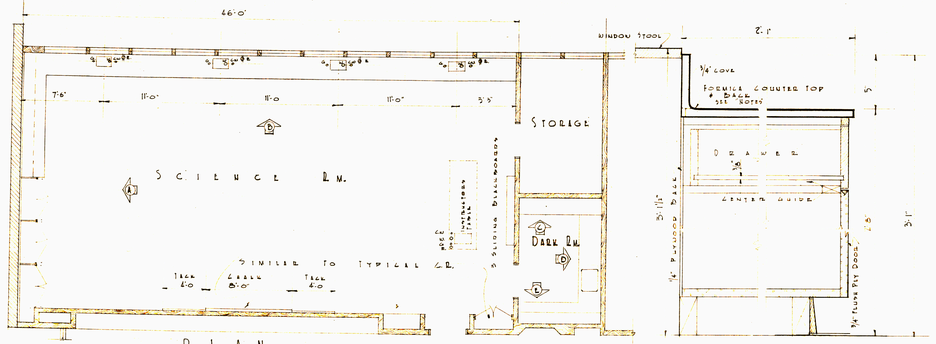

PLAN
SCALE 1/4"-1'-0"

TYPICAL COUNTER DETAIL
SCALE 3/4"-1'-0"

NOTES:
FORMICA COUNTERS TO BE PRE FABRICATED IN SECTIONS. FINISH ALL EDGES INCL. SINK OPNG'S. VERIFY SIZE.
DRILL FOR GAS, WATER, AND ELEC. SERVICE.

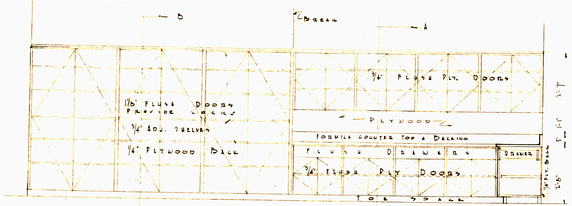

ELEVATION - A
SCALE 1/4"-1'-0"

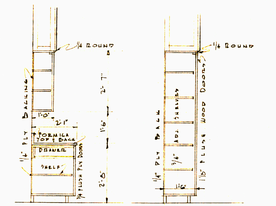

SECTION-A
SCALE 1/4"-1'-0"

SECTION-B
SCALE 1/4"-1'-0"

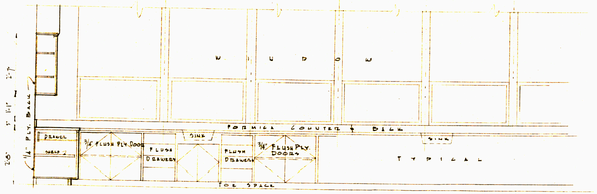

ELEVATION - B
SCALE 1/4"-1'-0"

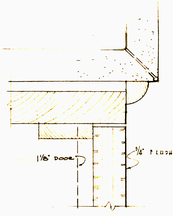

TYPICAL HEAD DETAIL
SCALE 3"-1'-0"



ELEVATION - C
SCALE 1/4"-1'-0"

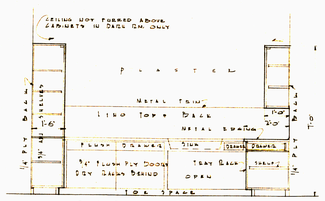

ELEVATION - D
SCALE 1/4"-1'-0"



ELEVATION - E
SCALE 1/4"-1'-0"

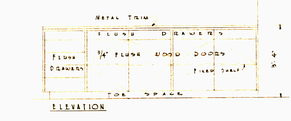

ELEVATION



ELEVATION

OFFICE COUNTER
SCALE 1/4"-1'-0"

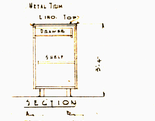

SECTION



ELEVATION
FIN. FLOOR

OFFICE MAIL BOX & KEY RACK
HIGH SCHOOL & ELEM.
SCALE 1/4"-1'-0"



COUNTER - WORK ROOM - HIGH SCHOOL
SCALE 1/4"-1'-0"

SECTION-A
SCALE 1/4"-1'-0"

SECTION-B
SCALE 1/4"-1'-0"

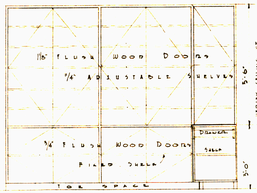

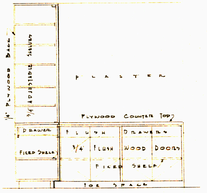

COUNTERS - OFFICE STORAGE RM. - HIGH SCHOOL
SCALE 1/4"-1'-0"

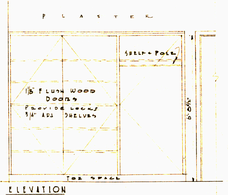

ELEVATION

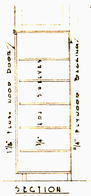

SECTION

TYPICAL MEMBERS
SCALE 3"-1'-0"

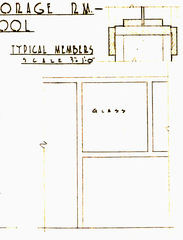

STORAGE CABINETS - SUPERINTENDENTS OFFICE - HIGH SCHOOL
SCALE 1/4"-1'-0"

TYPICAL GLAZED PARTITION
SCALE 1/4"-1'-0"

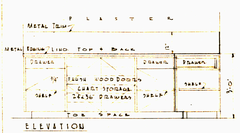

ELEVATION



ELEVATION

COUNTERS - OFFICE WORK ROOM ELEMENTARY SCHOOL
SCALE 1/4"-1'-0"



ELEVATION

COUNTER - NURSES ROOM
SCALE 1/4"-1'-0"

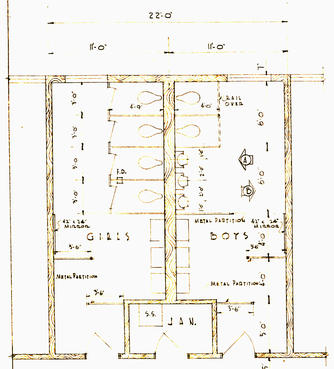

TOILET ROOMS - HIGH SCHOOL
SCALE 1/4"-1'-0"

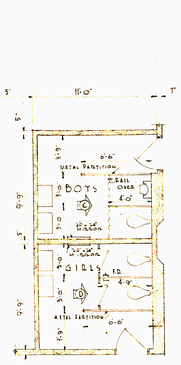

TOILET ROOMS - MULTI-PURPOSE RM
SCALE 1/4"-1'-0"

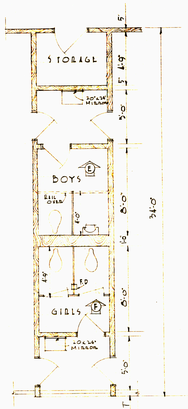

TOILET ROOMS ELEMENTARY SCHOOL
SCALE 1/4"-1'-0"

TOILET ROOM DETAILS



ELEVATION - A
SCALE 1/4"-1'-0"



ELEVATION - B
SCALE 1/4"-1'-0"

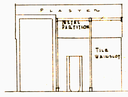

ELEVATION - C
SCALE 1/4"-1'-0"

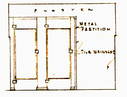

ELEVATION - D
SCALE 1/4"-1'-0"

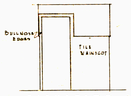

ELEVATION - E
SCALE 1/4"-1'-0"



ELEVATION - F
SCALE 1/4"-1'-0"

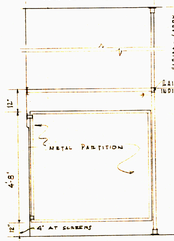

TYPICAL TOILET ROOM PARTITION
SCALE 1/4"-1'-0"

REVISED 1/24/52

SCIENCE - INTERIOR DETAILS
SCHOOL BUILDING FOR
PE ELL • WASHINGTON
SCHOOL DISTRICT NO 301
LEWIS COUNTY
DATE 12/20/51
SHEET NO 7
WOLFE & PHILLIPS Architects
509 PEARSON 4th AVE BLDG
PORTLAND OREGON

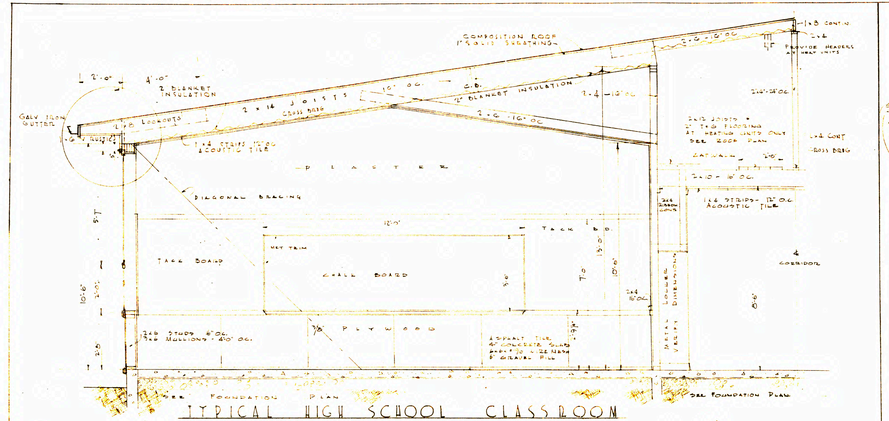

TYPICAL HIGH SCHOOL CLASSROOM

SCALE 1/4"=1'-0"

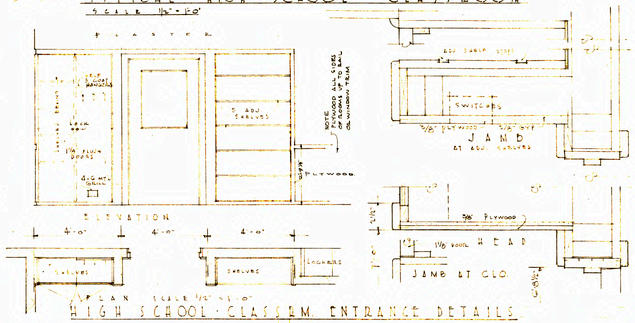

HIGH SCHOOL - CLASSRM. ENTRANCE DETAILS

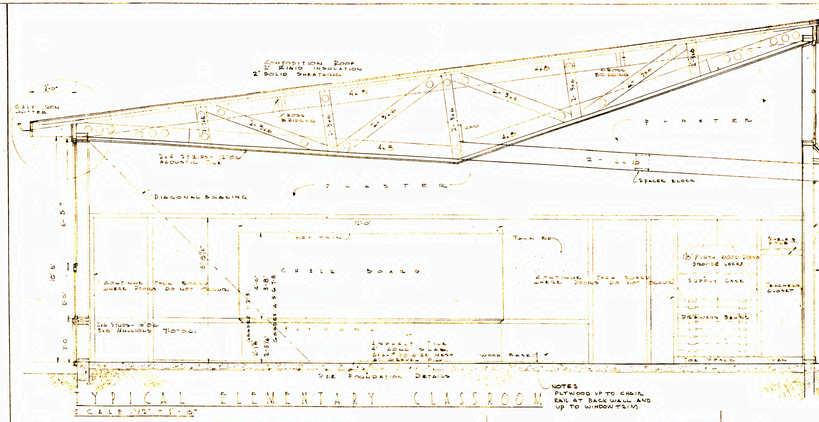

TYPICAL ELEMENTARY CLASSROOM

SCALE 1/4"=1'-0"

NOTES
FLYWOOD UP TO CHAIR RAIL AT BACK WALL AND UP TO WINDOW SILLS

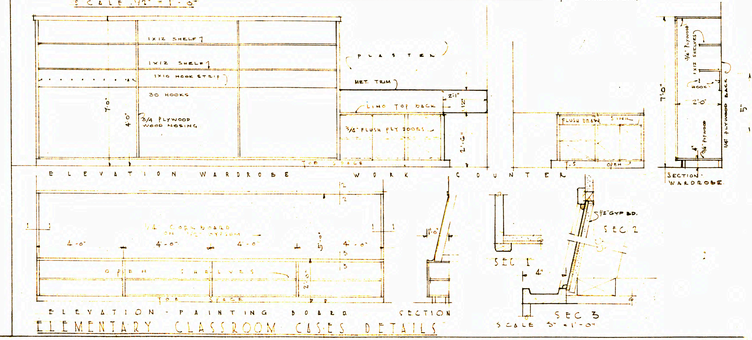

ELEMENTARY CLASSROOM CASES DETAILS

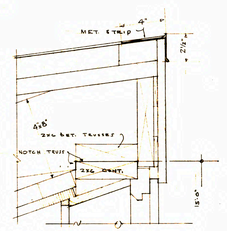

CLEARSTORY HEAD.

SCALE: 3"=1'-0"

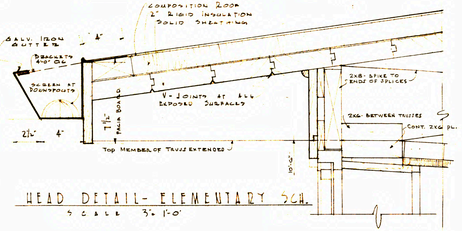

HEAD DETAIL- ELEMENTARY SCH.

SCALE 3/4"=1'-0"

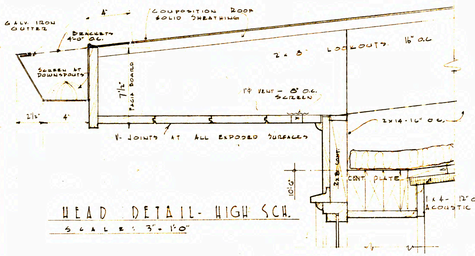

HEAD DETAIL- HIGH SCH.

SCALE 3"=1'-0"

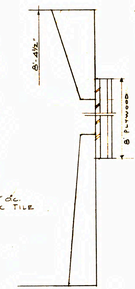

CEILING MOULD
BASE MOULD
H.S. CORRIDORS

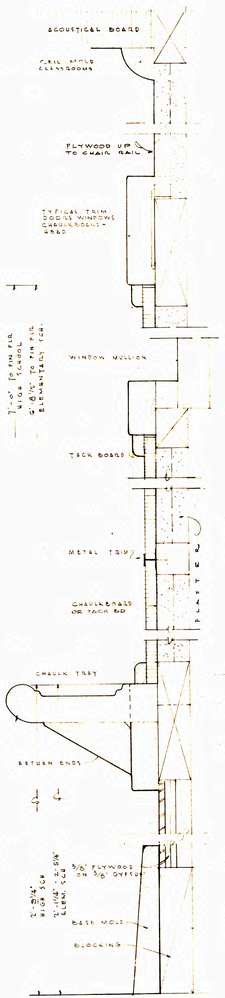

TYPICAL CLASSROOM TRIM - E.S.

NOTE:
SEE SPEC. FOR DRAPERY TRACKS. LOCATE AS DIRECTED BY ARCHITECT

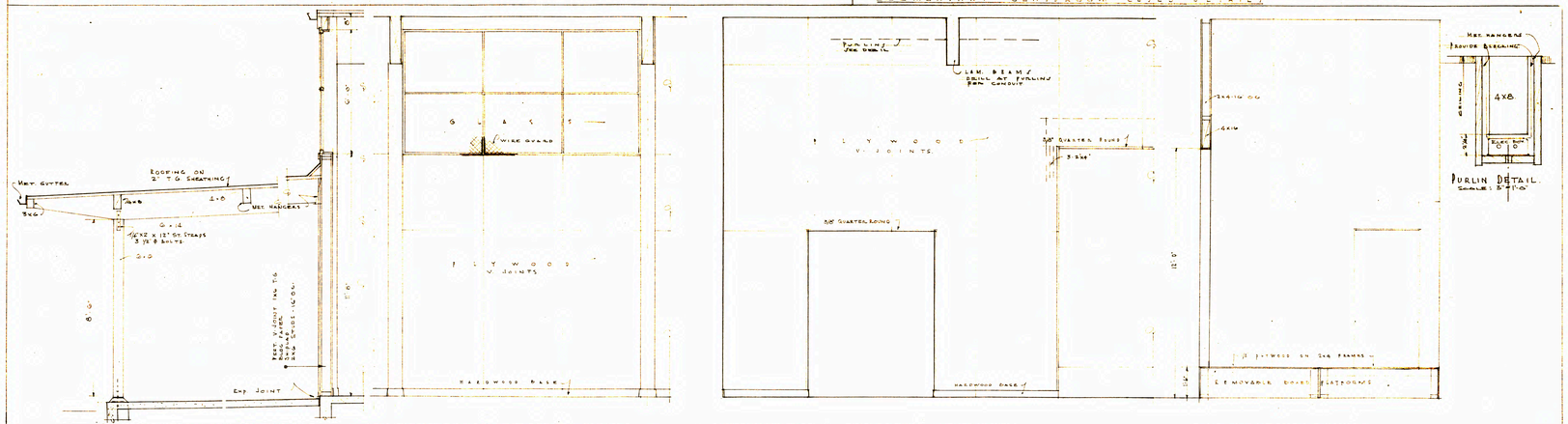

SECTION BUS LOADING ELEVATION WINDOW WALL ELEVATION INSIDE WALL SECTION - PLATFORM

MULTI PURPOSE

SCALE 1/4"=1'-0"

REVISED 1/24/52

CLASSROOMS - MULTI-PURPOSE

SCHOOL BUILDING FOR
PE ELL - WASHINGTON
SCHOOL DISTRICT NO 301
LEWIS COUNTY

DATE 12/20/51

SHEET NO 8 OF

WOLFF & PHILLIPS Architects
509 PEARSON 4TH AVE BLDG
PORTLAND OREGON

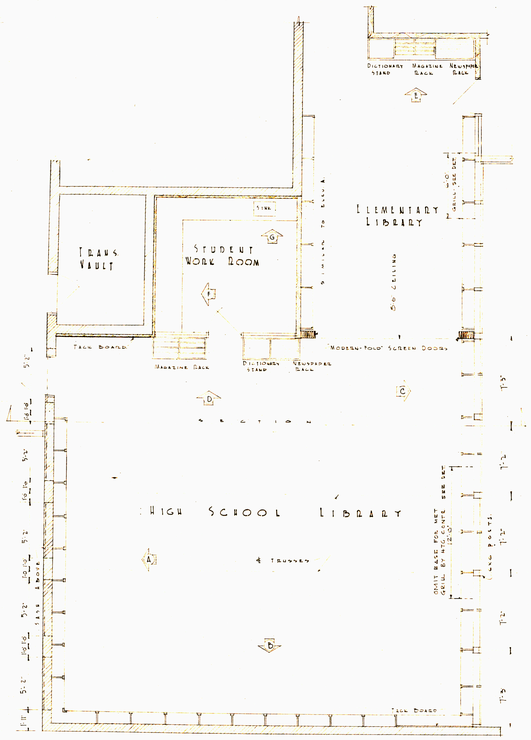

PLAN - ELEMENTARY & HIGH SCHOOL LIBRARY
SCALE 1/4" = 1'-0"

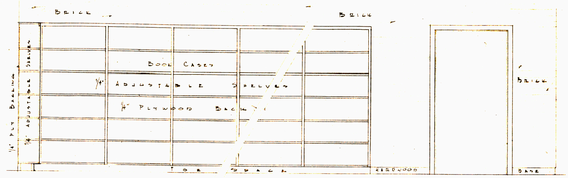

ELEVATION - A
SCALE 1/2" = 1'-0"



ELEVATION - B
SCALE 1/2" = 1'-0"

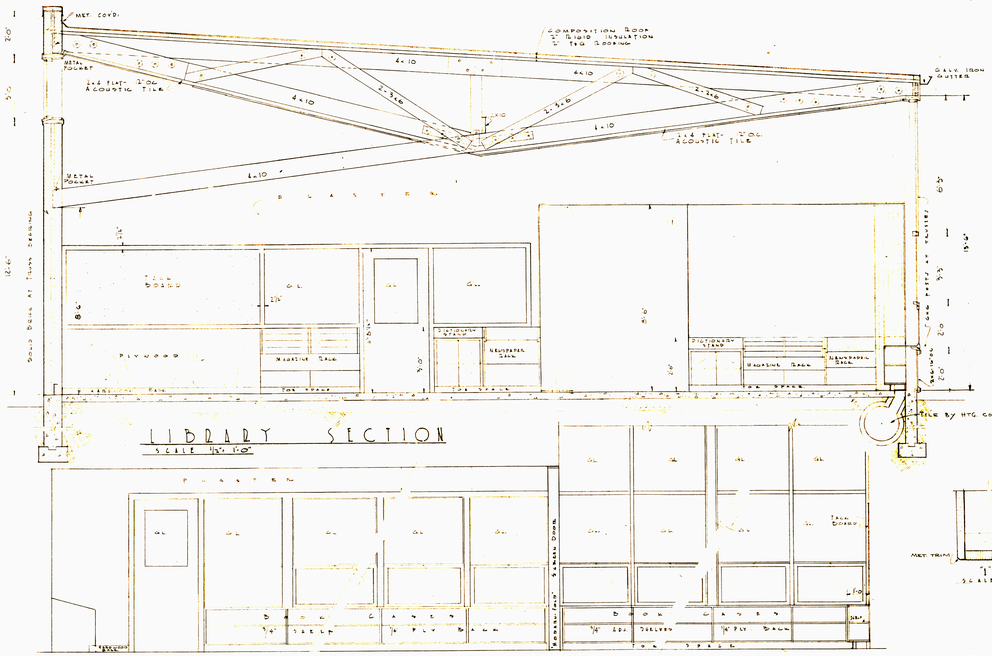

LIBRARY SECTION
SCALE 1/2" = 1'-0"

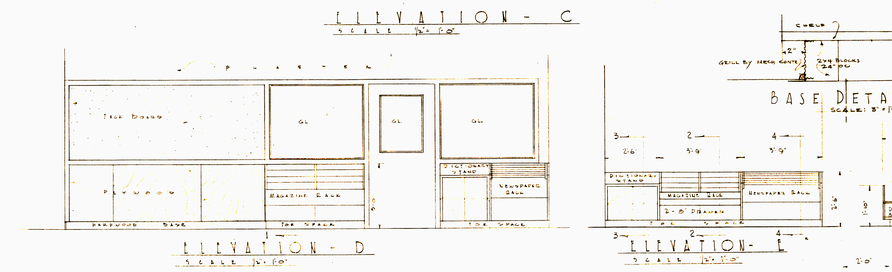

ELEVATION - C
SCALE 1/2" = 1'-0"

ELEVATION - D
SCALE 1/2" = 1'-0"

ELEVATION - E
SCALE 1/2" = 1'-0"

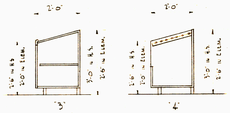



ELEVATION - F
SCALE 1/2" = 1'-0"

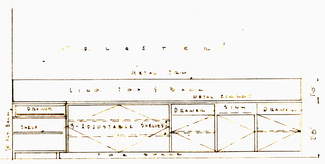

ELEVATION - G
SCALE 1/2" = 1'-0"

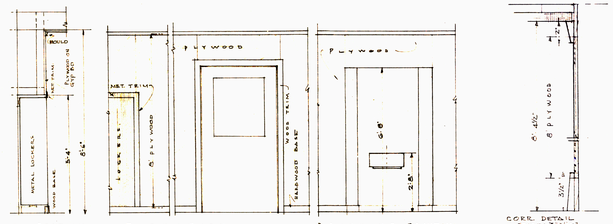

HIGH SCHOOL CORRIDOR
SCALE: 1/2" = 1'-0"

TROPHY CASE
SCALE: 3" = 1'-0"

NOTE
PROVIDE 2 PAL PLGL SHELVES WITH PLSTD AND ADJ. BRKTS EA END.

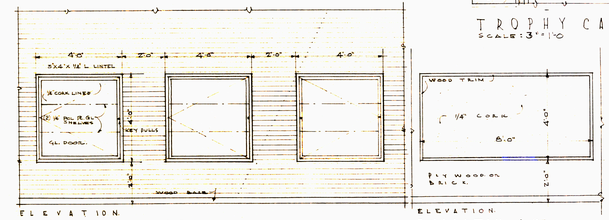

TROPHY CASES (AT HIGH SCHOOL AND ELEM. ENTRANCES)
SCALE: 1/2" = 1'-0"

BULLETIN BD.
(2 REQ.)

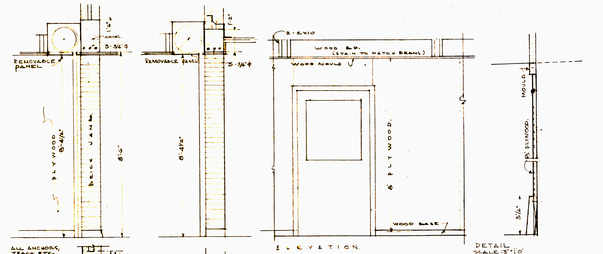

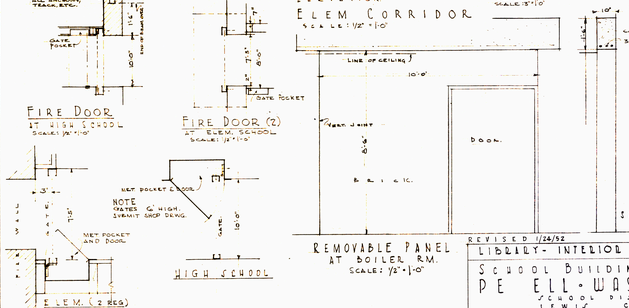

FOLDING GATE DETAILS
SCALE: 1½" = 1'-0"

REMOVABLE PANEL AT BOILER R.M.
SCALE: 1/2" = 1'-0"

REVISED 1/26/52

LIBRARY - INTERIOR DETAILS

SCHOOL BUILDING FOR
PE ELL - WASHINGTON
SCHOOL DISTRICT NO 301
LEWIS COUNTY

WOLFF & PHILLIPS Architects
509 PEARSON 4TH AVE BLDG
PORTLAND OREGON

DATE 12/20/51

SHEET NO 9

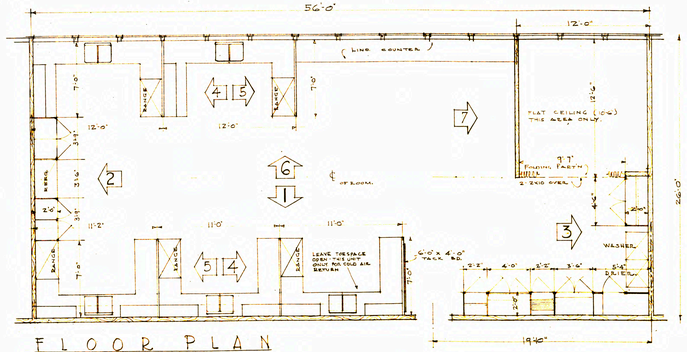

FLOOR PLAN
SCALE: 1/4"=1'-0"

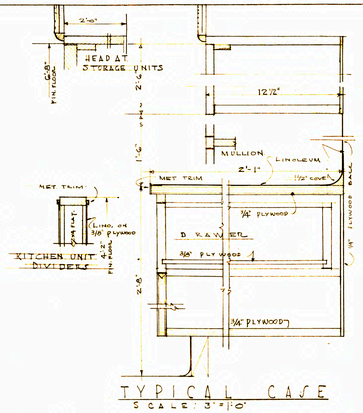

TYPICAL CASE
SCALE: 3"=1'-0"

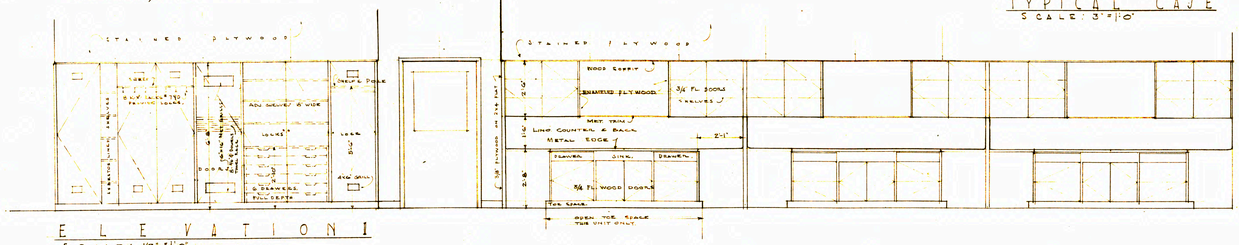

ELEVATION 1
SCALE: 1/2"=1'-0"

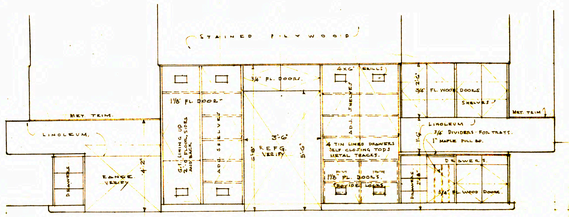

ELEVATION 2
SCALE: 1/2"=1'-0"

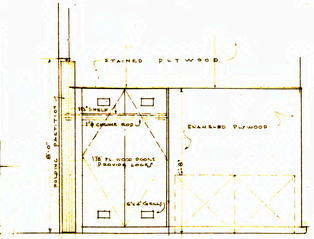

ELEVATION 3

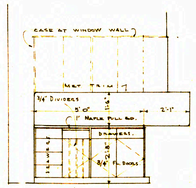

ELEV. 4

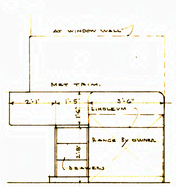

ELEV 5

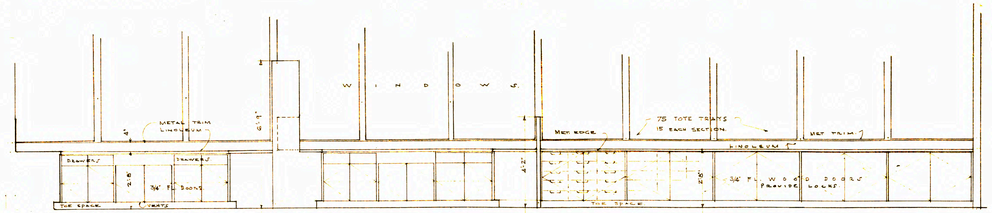

ELEVATION 6
SCALE 1/2"=1'-0"

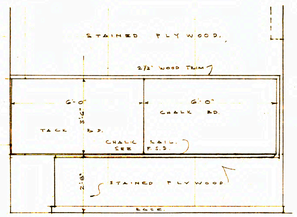

ELEV. 7

NOTE:
BAKERS, REFG, WASHER, DRIER, ALL BY OWNER, CONNECTED BY CONTR.
VERIFY EXACT SIZES OF ROOMS AND EQUIPMENT BEFORE FABRICATING.
¼" PLYWOOD BACK ON ALL CASES

HOME MAKING ROOM DETAILS

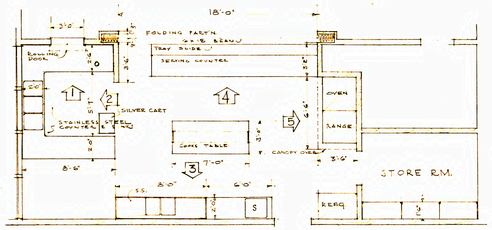

FLOOR PLAN
SCALE: 1/4"=1'-0"

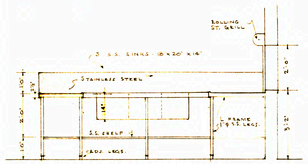

ELEVATION 2
SCALE: 1/2"=1'-0"

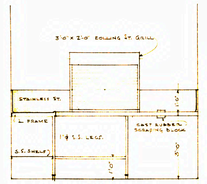

ELEVATION 1

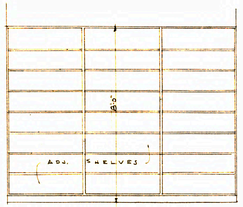

STORE RM SHELVING
SCALE: 1/2"=1'-0"

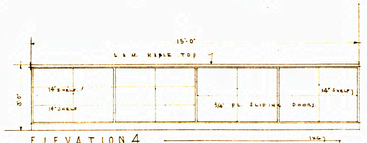

ELEVATION 4
SCALE: 1/2"=1'-0"

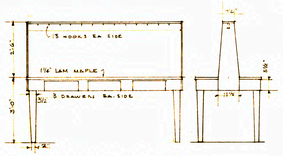

COOK'S TABLE
SCALE: 1/2"=1'-0"

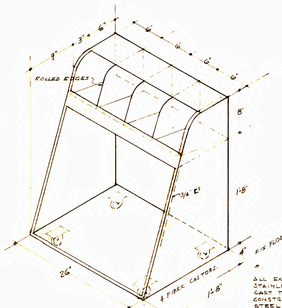

SILVER & TRAY CART
SCALE: 1½"=1'-0"

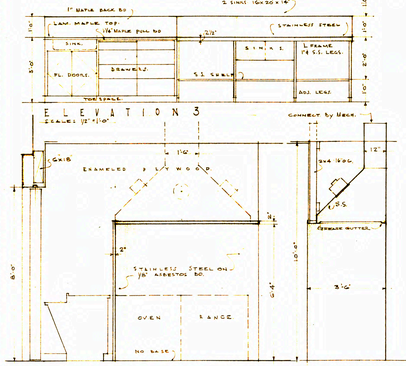

ELEVATION 5

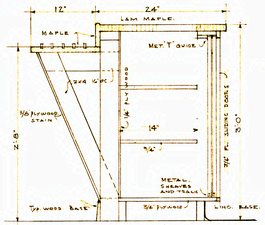

SERVING COUNTER
SCALE: 1½"=1'-0"

HOMEMAKING KITCHEN.	
SCHOOL BUILDING FOR PE ELL WASHINGTON SCHOOL DISTRICT NO 301 LEWIS COUNTY	DATE 12/20/51
WOLFF & PHILLIPS Architects 509 PEALE BR 4TH AVE. BLDG PORTLAND OREGON	SHEET NO. 10 OF

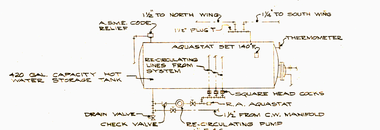

HOT WATER STORAGE TANK PIPING DIAGRAM
NO SCALE

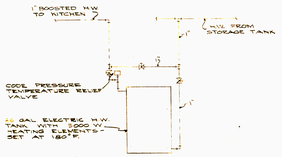

PIPING DIAGRAM
KITCHEN BOOSTER HEATER
NO SCALE

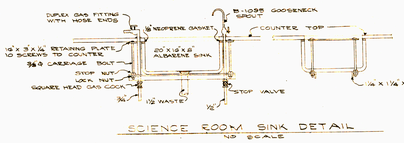

SCIENCE ROOM SINK DETAIL
1½" = 1'-0"

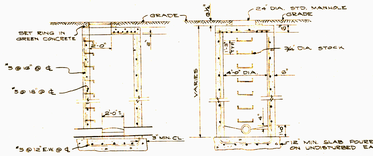

TYPICAL MANHOLE
¼" = 1'-0"

SUBMIT DETAILS OF ALTERNATE PRECAST TYPE MANHOLE FOR APPROVAL



TYPICAL DRINKING FOUNTAIN ON ALL ELEMENTARY CLASSROOM SINKS
NO SCALE

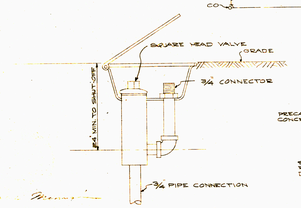

TYPICAL YARD BOX
NO SCALE

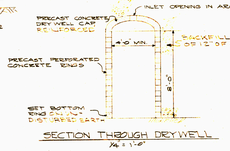

SECTION THROUGH DRY WELL
¼" = 1'-0"

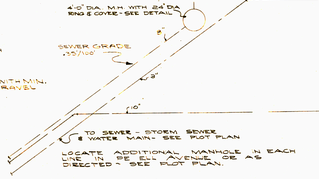

PLUMBING SCHEDULE

FIXTURE	SYMBOL	WASTE	VENT	C.W.	H.W.
WATER CLOSET	WC	4	2	¾	
URINAL	U	2	1½	¾	
LAVATORY	L	1½	1¼	½	½
SERVICE SINK	SS	3	2	¾	¾
AUTO - WASHER SINK	D	2	1½	½	½
LAVATORY	LAV	1½	1¼	½	½
DRINKING FT.	DF	1½	1¼	½	
SHOWER HEAD	SH	2	1½	½	½
HOSE END CAB.	H.C.			¾	
FLOOR DRAIN	F.D.	SIZE AS NOTED		¾	
ELECTRIC H.W. TANK				¾	
YARD BOX	Y.B.			¾	

THE ABOVE CONNECTION SIZES ARE FOR INDIVIDUAL FIXTURES. BRANCH WASTE & VENT LINES SHALL BE SIZED ON ACCEPTED FIXTURE WEIGHTS AS PER APPLICABLE PLUMBING CODE.

PIPING LEGEND

COLD WATER	C
RE-CIRCULATED HOT WATER	R
WASTE	W
VENT	V
RAIN DRAIN	RD
GAS	G

MINIMUM SEWER GRADE
4" = .8/100'
6" = .5/100'
8" = .33/100'

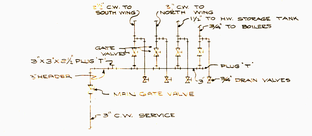

C.W. MANIFOLD DIAGRAM
NO SCALE

REVISED 1/24/52

PLUMBING PLAN

SCHOOL BUILDING FOR
P.E. ELL - WASHINGTON
SCHOOL DISTRICT NO 301
LEWIS COUNTY

DATE 12/20/51

SHEET NO 11 OF

WOLFF & PHILLIPS Architects
501 PEARSON 4TH AVE BLDG.
PORTLAND OREGON

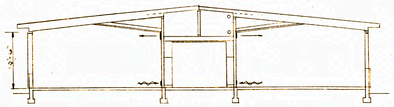

SECTION A-A
SCALE 1/8"=1'-0"

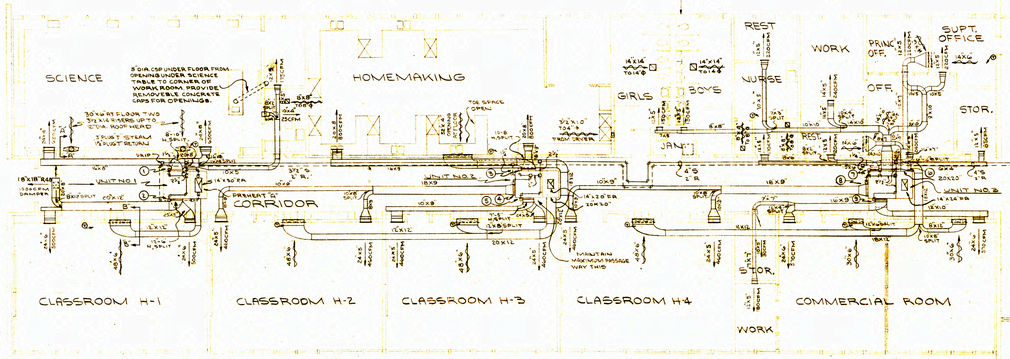

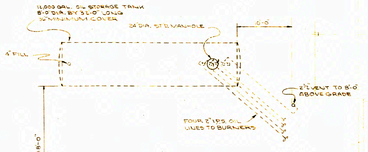

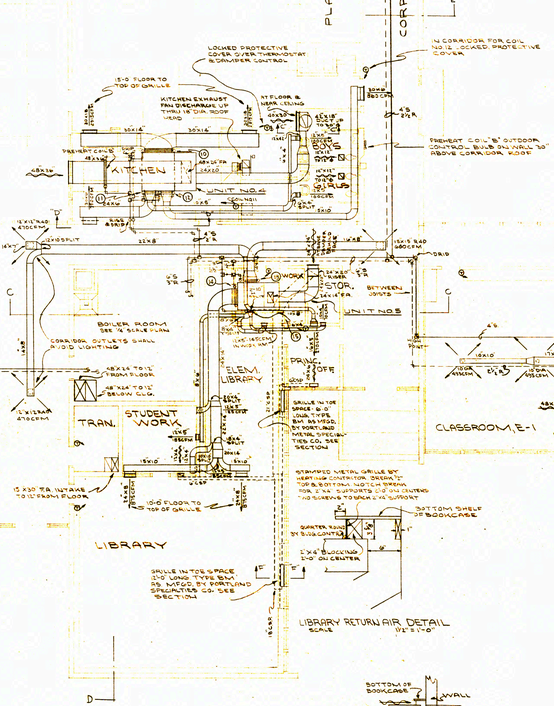
MULTI-PURPOSE
PLATFORM
CORRIDOR
KITCHEN
STOR.
LIBRARY
TRAN.
STUDENT WORK
LIBRARY
LOCKED PROTECTIVE COVER OVER THERMOSTAT & SYNCHRONIZER CONTROL
IN CORRIDOR FOR COIL NO 5 LOCKED PROTECTIVE COVER
PREHEAT COIL "B" OUTDOOR CONTROL BULB INSTALL 20" ABOVE CORRIDOR ROOF
KITCHEN EXHAUST FAN DISCHARGE UP THRU 18" DIA. ROOF VENT
BOILER ROOM SEE ½" SCALE PLAN
CORRIDOR OUTLETS SHALL AVOID LIGHTING
GRILLE IN TOE SPACE 8'-0" LONG TYPE SAME AS MFGD BY PORTLAND ORNAMENTAL METAL SPECIALTIES CO. SEE SECTION
STAMPED METAL GRILLE BY HERTZLER CONSTR. DESIGN "C" TOP & BOTTOM NOTCH SPRING FOR 2" SX SUPPORTS 1 1/2" UNIT MED TO SUBFLOOR & 4" SUPPORT
BOTTOM SHELF OF BOOKCASE
COUNTER TOP BY SUBCONTRACTOR
2"x4" BLOCKING 2'-0" O.C. CENTERS
GRILLE IN TOE SPACE 2'-0" LONG TYPE SAME AS MFGD BY PORTLAND ORNAMENTAL CO. SEE SECTION
18"x24" TO U.C. FRONT FLOOR
18"x24" TO U.C. BROWN CLUB
15"x30" TO U.C. FRONT FLOOR
15"x30

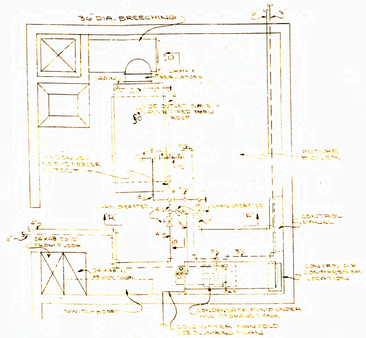

BOILER ROOM PLAN
SCALE 1/4"=1'-0"

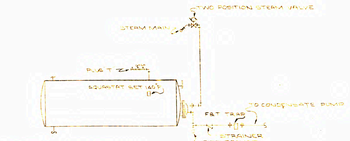

PIPING DIAGRAM OF HOT WATER STORAGE TANK
NO SCALE

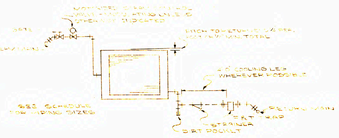

TYPICAL HEATING COIL PIPING DIAGRAM
NO SCALE

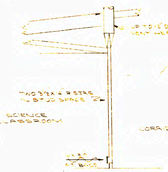

SECTION A-A
SCALE 1/4"=1'-0"

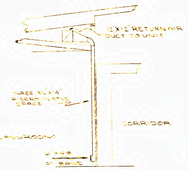

SECTION B-B
SCALE 1/4"=1'-0"

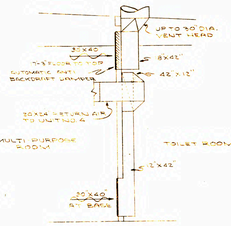

SECTION C-C
SCALE 1/4"=1'-0"

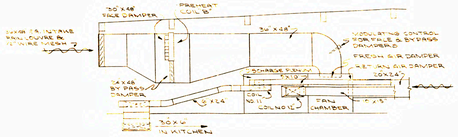

SECTION D-D
SCALE

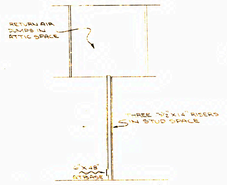

SECTION E-E
SCALE 1/4"=1'-0"

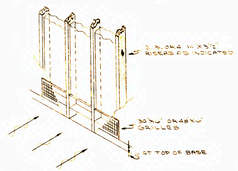

TYPICAL RETURN AIR PICKUP
NO SCALE

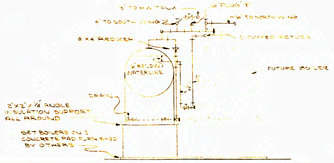

ELEVATION B-B
SCALE 1/4"=1'-0"

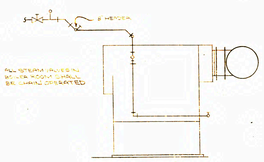

ELEVATION C-C
SCALE 1/4"=1'-0"



TYPICAL GRADE END OF MANOR ROOF
NO SCALE

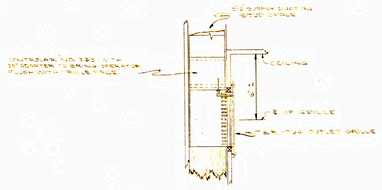

TYPICAL INSTALLATION OF VOLUME CONTROL IN STUD SPACE SUPPLY HEAD
SCALE 1/4"=1'-0"



ELEVATION G-G
SCALE 1/4"=1'-0"

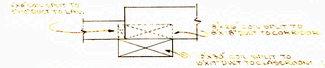

TAKE-OFF ARRANGEMENT TYPICAL OF COIL NOS. B-201, B-2, B-25
SCALE 1/4"=1'-0"

NOTES:

1. [illegible] BOILER SHALL BE [illegible] AND SHALL BE [illegible] FOR [illegible] PSI WORKING PRESSURE AND SHALL BE EQUIPPED WITH A MINIMUM SAFETY VALVE OF [illegible] SQ. FT. OF HEATING SURFACE. BOILER SHALL BE EQUIPPED WITH [illegible] PRESSURE HOUSING BRACE, FOR 5 PSI SET [illegible] AND SHALL BE [illegible] ROOF & VENTED TO [illegible] OUTSIDE OF BUILDING.
2. [illegible] SHALL BE OF [illegible] TYPE WITH [illegible] MINIMUM MODULATING FIRE [illegible] WITH CAPACITY [illegible] BTU SET WITH 6 PSI GAUGE PRESSURE AT [illegible] HOUR FIRING RATE.
3. CONDENSATE RETURN PUMP SHALL BE [illegible] TYPE WITH A MINIMUM [illegible] BETTER AT A CAPACITY OF 33 GPM AT 10 FT. TOTAL HEAD. A "MEDUMP".
4. [illegible] AT THE INTERIOR FINAL [illegible] SHALL HAVE A CAPACITY OF [illegible] A MINIMUM [illegible] AND [illegible] CONTROL WITH A MINIMUM [illegible] NOISE LEVEL.
5. KITCHEN EXHAUST FAN SHALL BE [illegible] GREASE [illegible] WITH A CAPACITY OF 5000 CU. FT. PER MINUTE AT 1/2" S.P.
6. GRILLES & DIFFUSERS
   [illegible] SHALL BE [illegible] AND SHALL BE [illegible] CONTROL AS [illegible] VOLUME CONTROL DAMPERS [illegible] SHALL BE [illegible] CEILING FROM [illegible] SHALL BE [illegible] SHALL BE [illegible] SHALL BE

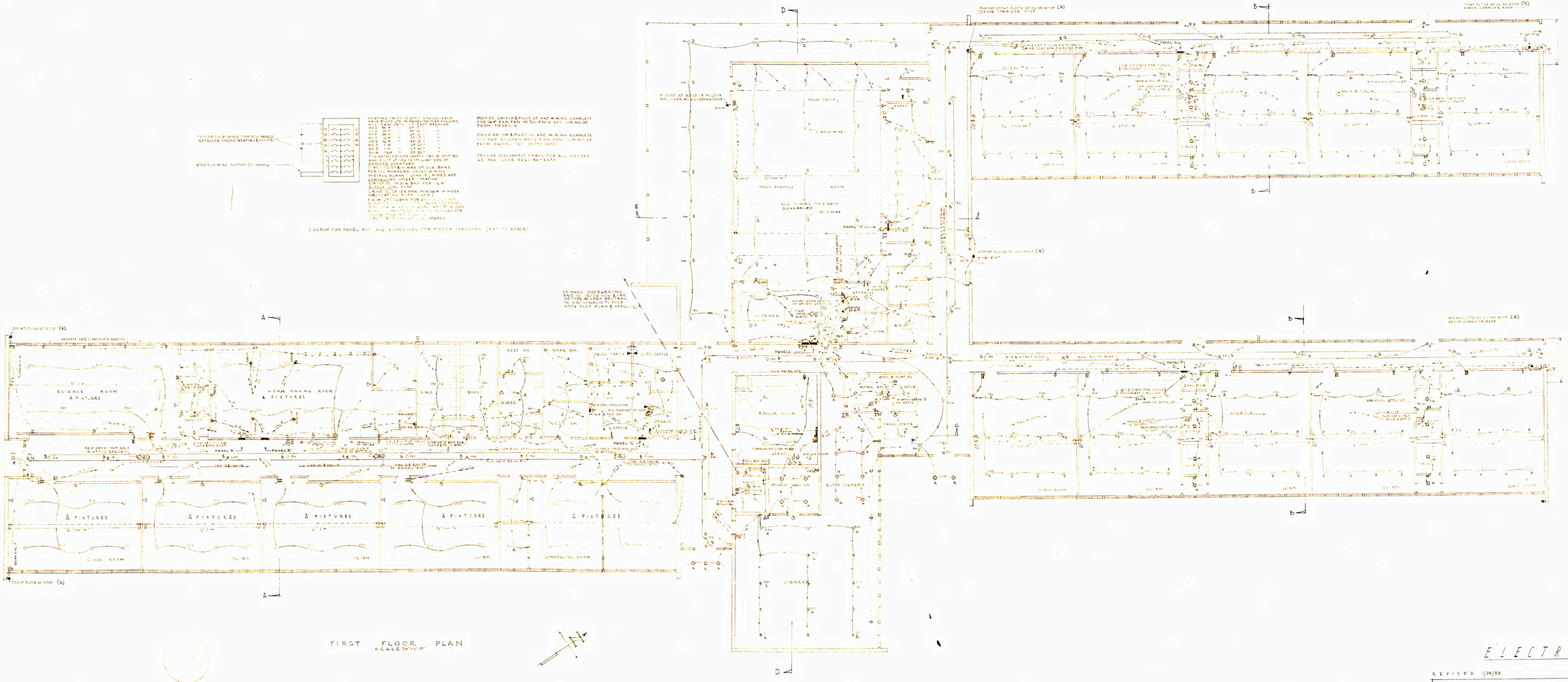
SCIENCE ROOM
A FIXTURES
HOME MAKING ROOM
A FIXTURES
REST RM.
WORK RM.
PRINC. OFFICE
SUPT. OFFICE
GIRLS
BOYS
NURSE
A FIXTURES
A FIXTURES
A FIXTURES
A FIXTURES
A FIXTURES
CLASS ROOM
CL. RM.
CL. RM.
CL. RM.
COMMERCIAL ROOM
PANEL A
PANEL B
PANEL C
MULTI PURPOSE ROOM
KITCHEN
BOILER ROOM
LIBRARY
ELEM. LIBRARY
CLASS ROOM
CL. RM.
CL. RM.
CLASS ROOM
PANEL G
PANEL H
PANEL I
PANEL J
PANEL K
PANEL L
PANEL M
PANEL N
PANEL O
PANEL P
PANEL Q
PANEL R
PANEL S
PANEL T
PANEL U
PANEL V
PANEL W
PANEL X
PANEL Y
PANEL Z
SECONDARY UNDERGROUND 3-#2 CU. (EXCEPTION #4 GND. XLP TYPE RHW-USE-2 GND. NEUTRAL IN DUCT CHANGE TO FOUR NOTE PLOT PLAN & SPEC.)
MOUNT AT RIDGE OF MONITOR SKYLIGHT, BELOW BUILDING ROOF
MOUNT SPRAY FLOOD AT CL. OF ROOF ABOVE TRANSOM ROOF
SPRAY FLOOD AT VALLEY
SPRAY FLOOD AT CL. OF ROOF ABOVE CORRIDOR ROOF
SECONDARY UNDERGROUND 3-#2 CU. (EXCEPTION #4 GND. XLP TYPE RHW-USE-2 GND. NEUTRAL IN DUCT CHANGE TO FOUR NOTE PLOT PLAN & SPEC.)
SPRAY FLOOD AT ROOF (R)
SPRAY FLOOD AT ROOF (R)
SPRAY FLOOD AT ROOF (R

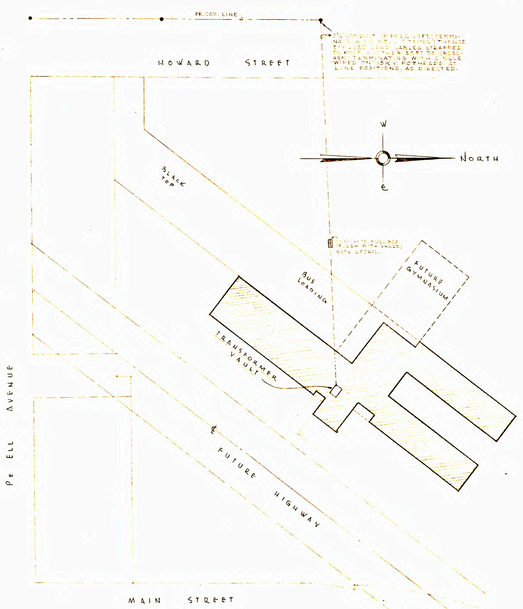

PLOT PLAN

SCALE 1" = 60'

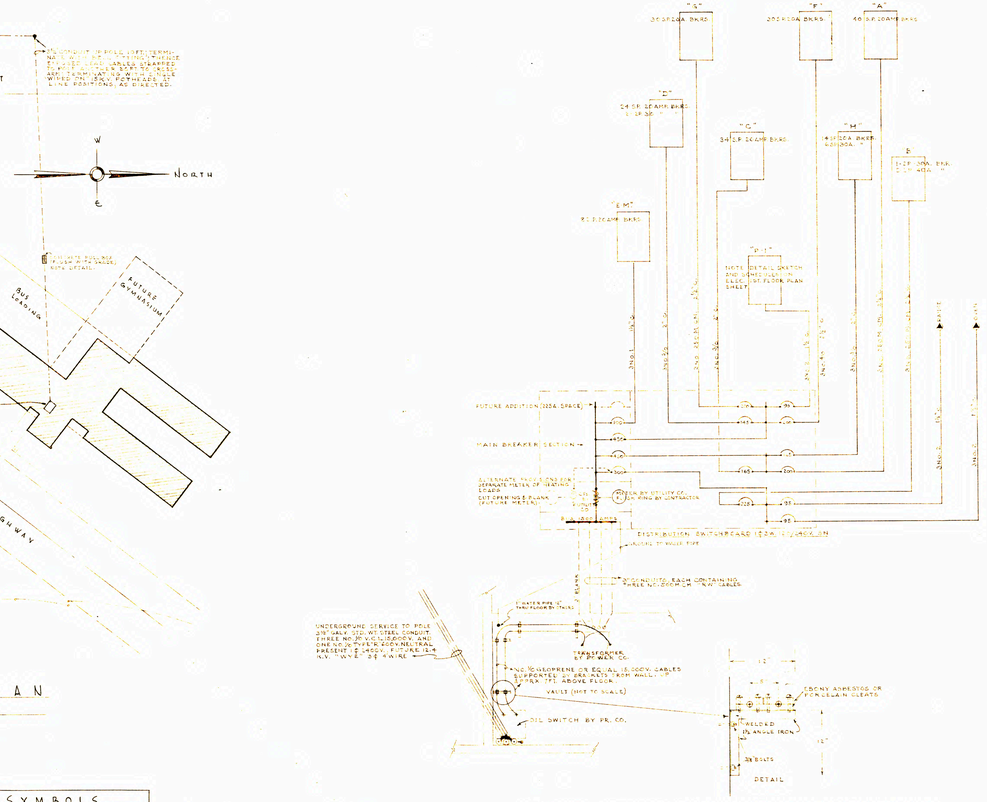

ONE LINE SYSTEM DIAGRAM FOR FEEDERS & EQUIPMENT

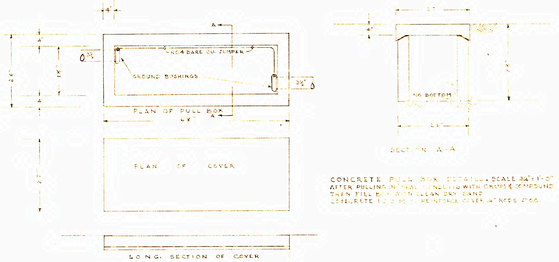

CONCRETE: PULL BOX DETAILS, SCALE 3/4"=1'-0"
AFTER PULLING IN WIRES, INSULATING WITH ONYX COMPOUND THEN FILL BOX WITH CLEAN DRY SAND
CONCRETE TO BE 1:2:4 MIX REINFORCE OVER ALL PULL BOXES

ELECTRICAL SYMBOLS	
○	CEILING LIGHT OUTLET
◇	RECESSED FIXTURE
⊛	EMERGENCY CIRCUIT OUTLET
⊗	EXIT SIGN
○H	BRACKET LIGHT OUTLET
⊕	DUPLEX RECEPTACLE
⊛	SPECIAL PURPOSE OUTLET
▶○	OUTSIDE FLOOD LIGHT
PR	PROGRAM RELAYS FOR FLOOD LIGHTS
$	S.P. FLUSH SWITCH
$3	3 WAY FLUSH SWITCH
◇	MOTOR OUTLET
⊡	FIRE ALARM BREAK GLASS STATION
ⓑ	FIRE ALARM BELL
Ⓒ	SECONDARY CLOCK WITH PROGRAM BUZZER
PH	PROGRAM HORN
PM	PROGRAM MACHINE & MASTER CLOCK
▷	PUBLIC ADDRESS OUTLET - UP 7'-6"
Ⓙ	JUNCTION BOX - AS NOTED
Ⓣ	TIP SLEEVE JACK, FLUSH & WITH PLATE, FURNISH 20 PLUGS FOR EQMT.
▶	PUBLIC TELEPHONE OUTLET

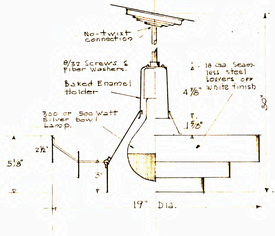

A

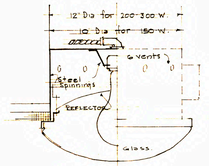

B

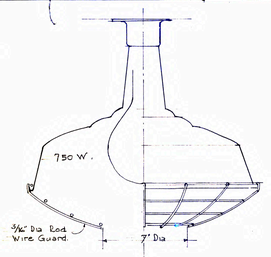

C

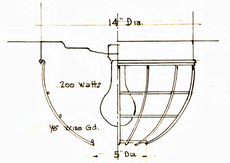

D

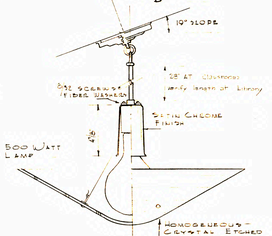

E

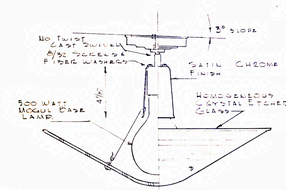

F



G

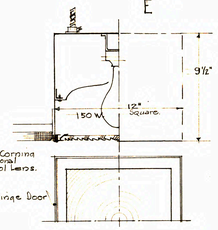

H

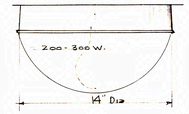

J

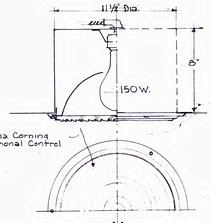

K



L



M



N- Letters 12 side.
P- Letters 2 1/2 side.

N P

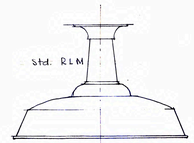

Q

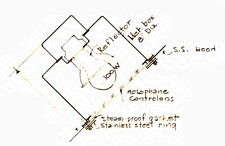

S

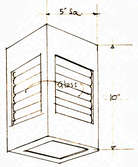

T

NOTE: SEE SPEC. FOR FIXTURE TYPE R (FLOOD LIGHT)
ALSO, SEE A BOX MOUNTED FOR LIGHT SOCKET BELOW OUTLET (TYPICAL)

ELECTRICAL

REVISED 11/24/52

SCHOOL BUILDING FOR
PE ELL WASHINGTON
SCHOOL DISTRICT NO. 301
LEWIS COUNTY

DATE 12/20/51

SHEET NO. 15 OF 14

WOLFF & PHILLIPS Architects
524 PEARSON 4TH AVE BLDG
PORTLAND OREGON