

ALBUQUERQUE TALENT DEVELOPMENT ACADEMY



1800 Atrisco Dr NW
Albuquerque, NM 87120
PHONE: 505-503-2465

Executive Financial Report

As of October 31, 2021

Financial Highlights

Key financial highlights are as follows:

- ATDA has a total of \$177,102.80 in negative fund balance among 10 funds through October. RfRs through October 31 have been requested.
- ATDA spent 92% of its Operational budget.
- ATDA has the necessary minimum cash reserve to maintain acceptable liquidity coming into FY2021-2022.

Governing Council Action Items

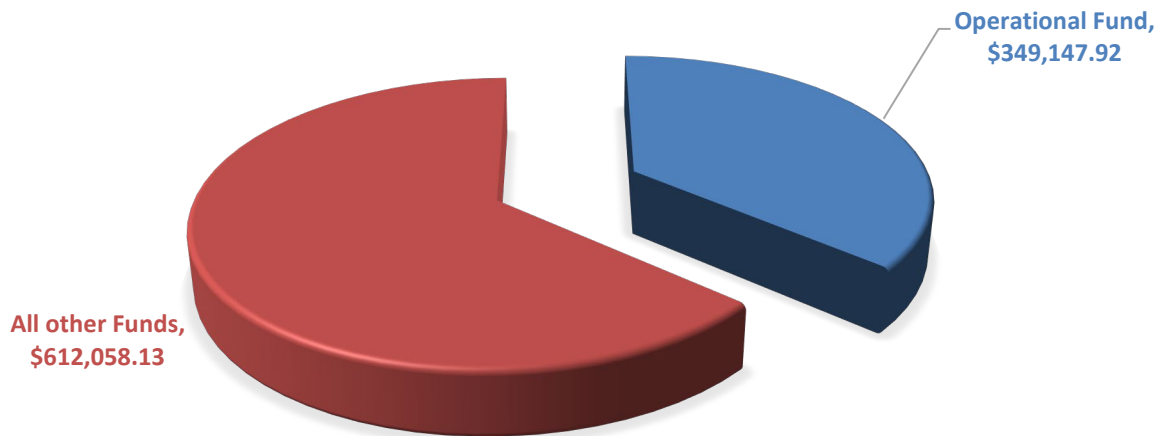
- I. **BUDGET**
- II. **FINANCIAL STATEMENT REPORTS AS OF OCTOBER 31, 2021**
 - Balance Sheet Report
 - Statement of Revenues, Expenditures, and Changes in Fund Balance
 - Budget to Actual – Expenditure and Revenue
- IV. **BANK RECONCILIATION REPORT**
 - October 31, 2021
- V. **PAYROLL & ACCOUNTS PAYABLE PAYMENT VOUCHERS**
 - October 31, 2021

Overview of Financial Position and Operations

Balance Sheet:

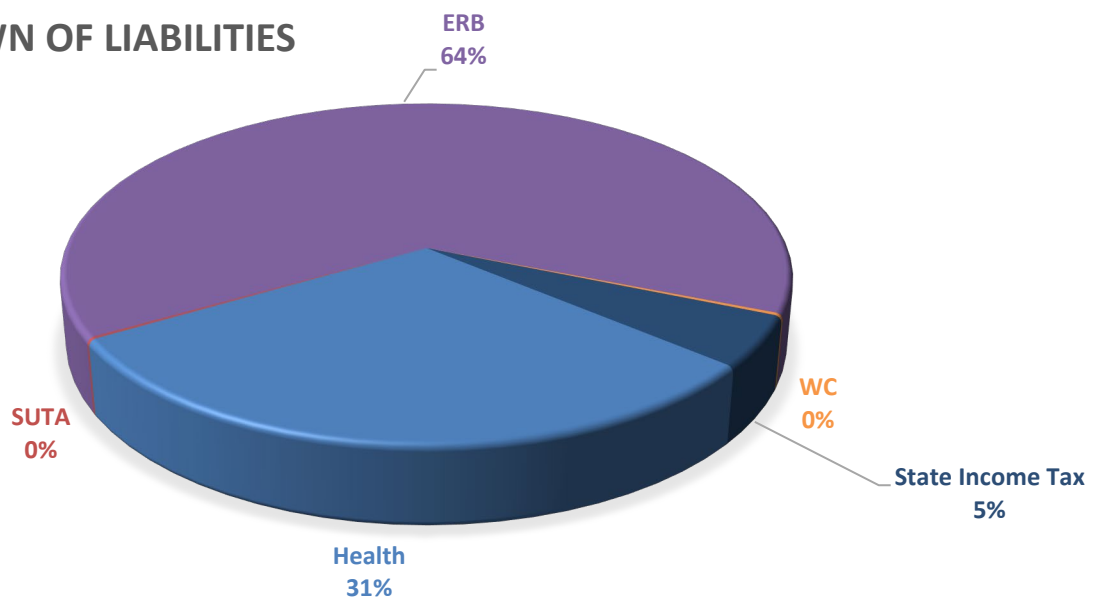
Albuquerque Talent Development Academy's only bank account reports the balance by fund totaling \$961,250.05 as of October 31, 2021. The Operational fund currently possesses approximately 36% of the cash of the school's funds.

NM BANK & TRUST



There are currently five different liability accounts of which the largest is ERB at 64%. The total amounts for the liability balance is \$45,442.54.

BREAKDOWN OF LIABILITIES



Income Statement:

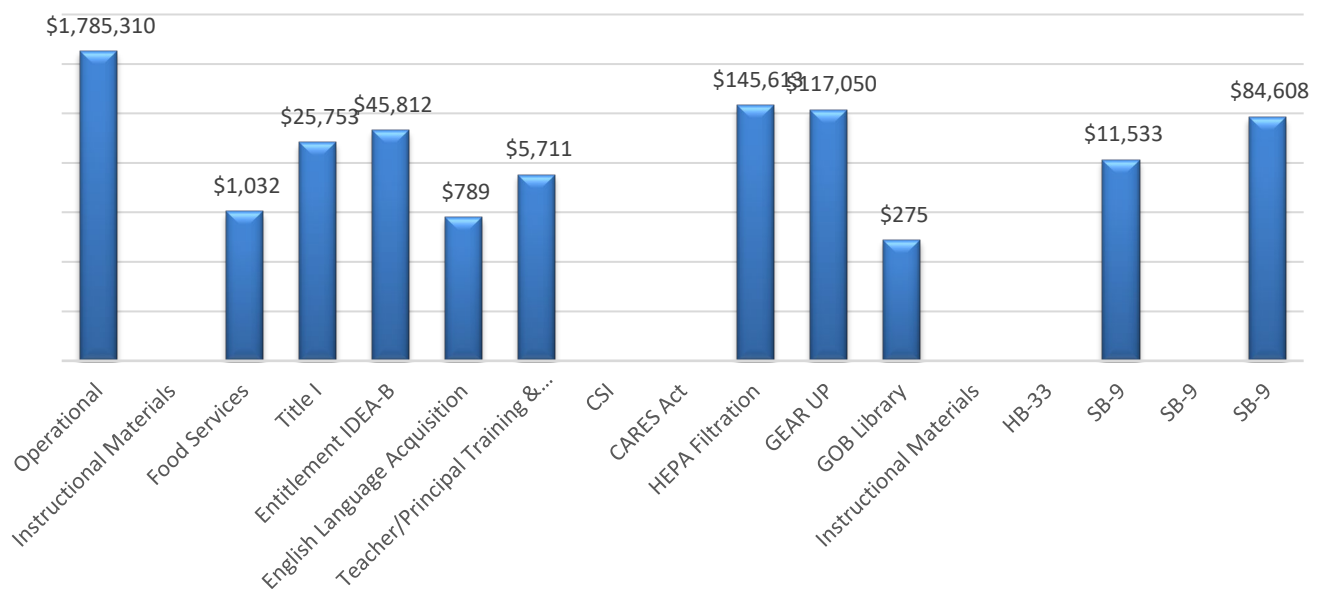
Albuquerque Talent Development Academy is heavily dependent on revenue from the Operational fund, which accounts for 76% of total revenues received as of October 31, 2021.

Revenue



The majority of the expenditures were spent from the Operational fund at 80%. We cannot spend HB-33 until we are in Lease-Purchase Agreement.

Expenses



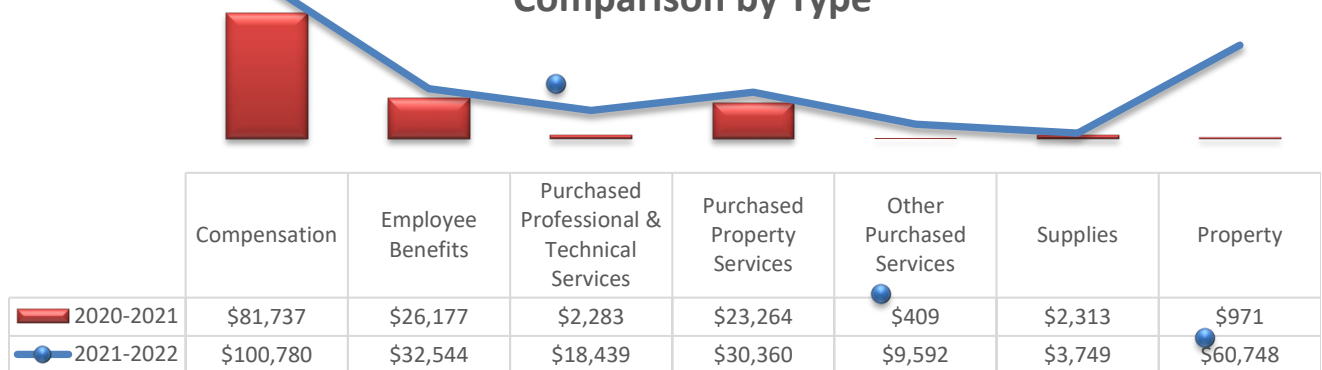
Expenditure Analytical Review

There was a \$119,058 decrease in ATDA's monthly expenditures over last year's total monthly expenditures for October. This was mostly due to the purchase of cameras.

Monthly Year-Over-Year Expenditures Comparison



October Year-Over-Year Expenditures Comparison by Type

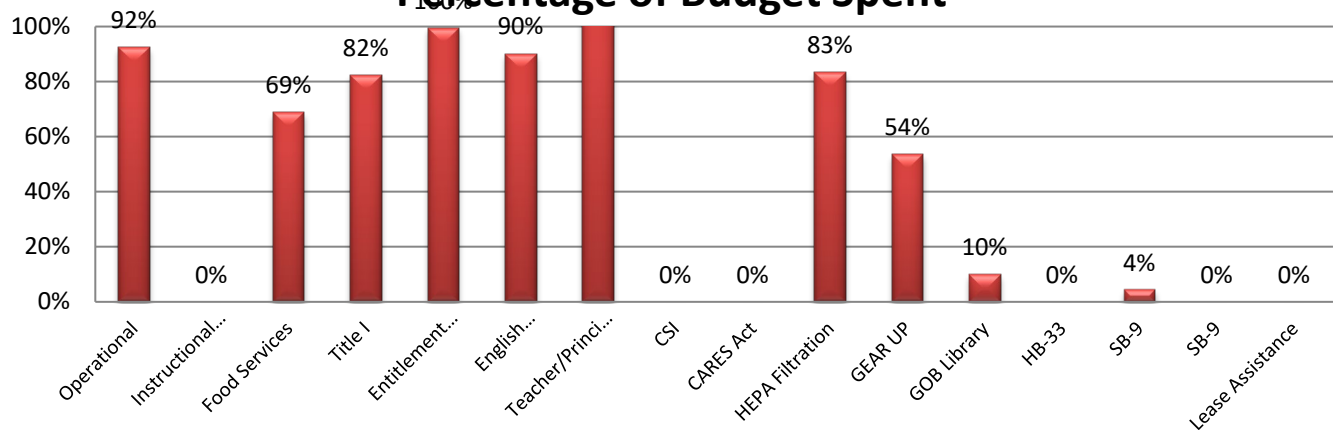


YoY	Oct	Total
Compensation	\$ 19,044	\$ 47,350
Employee Benefits	\$ 6,367	\$ 17,501
Purchased Professional & Technical Services	\$ 16,157	\$ 19,000
Purchased Property Services	\$ 7,095	\$ 5,408
Other Purchased Services	\$ 9,183	\$ 17,357
Supplies	\$ 1,436	\$ (15,808)
Property	\$ 59,777	\$ 61,540
Debt Service and Miscellaneous	\$ -	\$ -
Total	\$ 119,058	\$ 152,348

Budget to Actual:

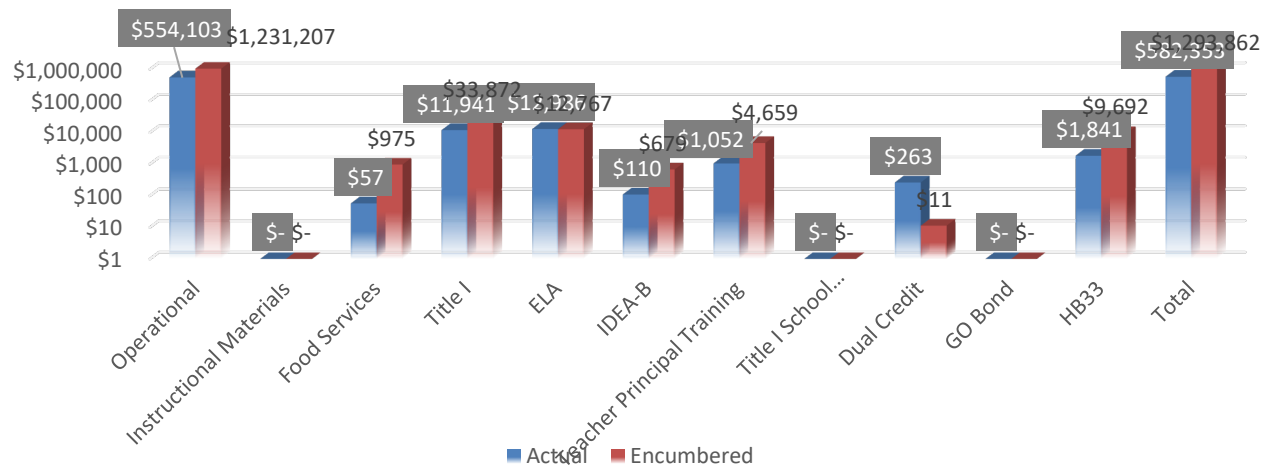
Percentage of budget spent includes actual and encumbered expenses. The dollar amounts are indicated on the second graph. The breakdown for actual versus encumbered is indicated in the third graph below.

Percentage of Budget Spent



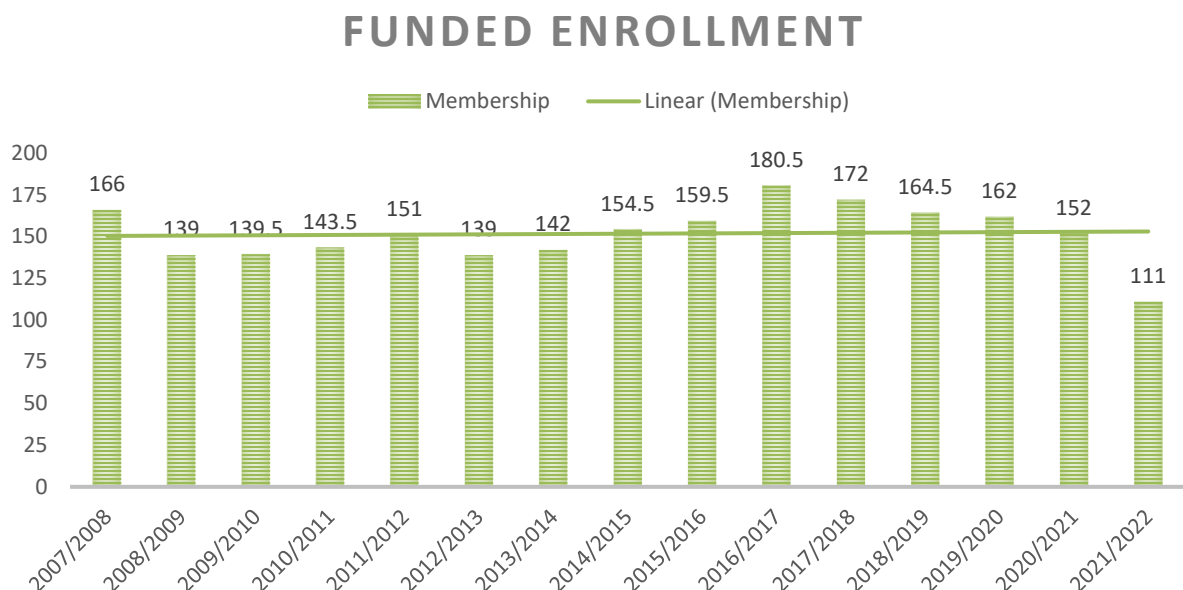
	Fund Balance	Revenue			Expenditures		
Fund	Budgeted	Budget (YTD)	Actual (YTD)	Balance	Budget (YTD)	Actual + Enc (YTD)	Balance
Operational	\$ 284,127	\$ 1,646,838	\$ 549,439	\$ 1,097,399	\$ 1,931,838	\$ 1,785,310	\$ 146,528
Instructional Materials	\$ 3,869	0	0	\$ -	\$ 2,000	\$ -	\$ 2,000
Food Services	\$ 1,682	0	0	\$ -	\$ 1,500	\$ 1,032	\$ 468
Title I	\$ -	\$ 31,237	\$ 17,197	\$ 14,040	\$ 31,237	\$ 25,753	\$ 5,484
Entitlement IDEA-B	\$ -	\$ 46,030	\$ 35,480	\$ 10,550	\$ 46,030	\$ 45,812	\$ 218
English Language Acquisition	\$ -	\$ 875	\$ 148	\$ 727	\$ 875	\$ 789	\$ 86
Teacher/Principal Training & Rec	\$ -	\$ 5,114	\$ 4,173	\$ 941	\$ 5,114	\$ 5,711	\$ (597)
CSI	\$ -	\$ 4,208	\$ -	\$ 4,208	\$ 4,208	\$ -	\$ 4,208
CARES Act	\$ -	\$ -	\$ 36,025	\$ (36,025)	0	\$ -	\$ -
HEPA Filtration	\$ -	\$ 174,748	\$ -	\$ 174,748	\$ 174,748	\$ 145,613	\$ 29,135
GEAR UP	\$ -	\$ 218,287	\$ 51,520	\$ 166,767	\$ 218,287	\$ 117,050	\$ 101,237
GOB Library	\$ -	\$ 2,780	\$ -	\$ 2,780	\$ 2,780	\$ 275	\$ 2,506
Instructional Materials	\$ 2,503	0	0	\$ -	0	\$ -	\$ -
HB-33	\$ 440,936	\$ 92,340	\$ 3,529	\$ 88,811	\$ 636,803	\$ -	\$ 636,803
SB-9	\$ -	\$ 46,763	\$ 1,770	\$ 44,993	\$ 263,727	\$ 11,533	\$ 252,194
SB-9	\$ 175,253	\$ 4,200	\$ -	\$ 4,200	\$ 8,296	\$ -	\$ 8,296
SB-9	\$ -	\$ -	\$ 28,397	\$ (28,397)	\$ -	\$ 84,608	\$ (84,608)
Total	\$ 908,370	\$ 2,273,420	\$ 727,678	\$ 1,545,742	\$ 3,327,443	\$ 2,223,486	\$ 1,103,957

ACTUAL/ENCUMBERED EXPENSES



Relevant Current Economic Factors, Decisions and Conditions

- ATDA will be funded on 111 students for 2021-2022; however, hold harmless provisions will hold our SEG consistent with January 1, 2021 amounts. Low enrollment will continue to increase burden on Operational fund because it causes other funding sources such as Lease Assistance to be reduced. Therefore, even if we are held harmless for this one fiscal year, we must increase enrollment to sustain long term.
- 60% Phase-out of the Small School Size Adjustment for FY22.
- Potential for moving facilities. Down payment will be from HB33/SB9 funds.
- LFC monitoring growing cash balances across schools in NM.



Request for Information

This financial report is designed to provide various interested parties with a general overview of ATDA's finances. If you have any questions about this report or require additional information, contact ATDA's Finance Department as follows:

Whitney Galindo, Business Manager
(505) 503-2465
whitneyg@atdacademy.org

Physical and Mailing Address:
1800 Atrisco Rd NW
Albuquerque, NM 87120

Albuquerque Talent Development Academy

Bank Account Reconciliation Report (GL Reconciliation)

Accounting Cycle: FY2021-2022; Bank: NM Bank & Trust - ; Bank Account: 6186746 - Main Checking; Statement Date: 10/31/2021; Include Unposted

Transactions: No; Created On: 11/13/2021 1:28:14 PM

	Bank Reconciliation +	Outstanding	ExpectedGL -	ActualGL 1	Difference
Beginning Balance	\$1,082,162.42 +	(\$2,945.47) =	\$1,079,216.95 -	\$1,079,216.95 =	\$0.00
Deposits/Debits	\$138,631.38 +	\$0.00 =	\$138,631.38 -	\$139,781.38 =	(\$1,150.00)
Withdrawals/Credits	(\$192,276.27) +	(\$64,366.01) =	(\$256,642.28) -	(\$257,792.28) =	\$1,150.00
Sub Total	\$1,028,517.53	(\$67,311.48)	\$961,206.05	\$961,206.05	\$0.00

Albuquerque Talent Development Academy

Balance Sheet Report

Cycle: FY2021-2022; Fund Class: [All]; Fund Columns: [All Non-Zero Funds]; Account Expression: ([Fund] >= "11000") ; Balance Date: 10/31/2021; Detail: No; Created On: 11/13/2021 1:29:59

Description		11000	14000	21000	23000	24101	24106
11012 - NM Bank & Trust		\$349,147.92	\$3,170.21	(\$107.15)	\$497.00	(\$12,933.44)	(\$10,966.07)
11031 - Cash on Hand		\$0.00	\$0.00	\$50.00	\$0.00	\$0.00	\$0.00
Subtotal of Account Type: Asset		\$349,147.92	\$3,170.21	(\$57.15)	\$497.00	(\$12,933.44)	(\$10,966.07)
Subtotal of Account Group: Assets		\$349,147.92	\$3,170.21	(\$57.15)	\$497.00	(\$12,933.44)	(\$10,966.07)
23124 - State Retirement System Contributions (Employee)		\$10,373.93	\$0.00	\$0.00	\$0.00	\$9.76	\$331.40
23125 - Health Insurance (Employee)		\$4,796.37	\$0.00	\$0.00	\$0.00	\$0.00	\$13.50
23126 - Unemployment Insurance		\$42.74	\$0.00	\$0.00	\$0.00	\$26.64	\$0.00
23127 - Workers' Compensation (Employee)		\$38.00	\$0.00	\$0.00	\$0.00	\$0.00	\$0.00
23134 - State Retirement System Contributions (Employer)		\$14,196.47	\$0.00	\$0.00	\$0.00	\$14.28	\$485.76
23135 - Health Insurance (Employer)		\$6,311.98	\$0.00	\$0.00	\$0.00	\$0.00	\$21.94
23137 - Workers' Compensation (Employer)		\$50.60	\$0.00	\$0.00	\$0.00	\$0.00	\$0.00
23142 - State Income Tax		\$1,712.19	\$0.00	\$0.00	\$0.00	\$1.80	\$121.70
Subtotal of Account Type: Liability		\$37,522.28	\$0.00	\$0.00	\$0.00	\$52.48	\$974.30
32300 - Unreserved Fund Balance		\$316,288.96	\$3,170.21	\$0.09	\$0.00	(\$17,196.76)	(\$35,479.12)
Net Increase/Decrease		(\$4,663.32)	\$0.00	(\$57.24)	\$497.00	\$4,210.84	\$23,538.75
Subtotal of Account Type: Fund Balance/Retained Earnings		\$311,625.64	\$3,170.21	(\$57.15)	\$497.00	(\$12,985.92)	(\$11,940.37)
Subtotal of Account Group: Liabilities/Fund Balance		\$349,147.92	\$3,170.21	(\$57.15)	\$497.00	(\$12,933.44)	(\$10,966.07)

PM

24153	24154	24190	24301	24308	24330	25205	27107	27109
(\$102.89)	(\$974.27)	\$0.00	(\$183.76)	(\$98,897.82)	(\$140.08)	(\$44,557.27)	(\$369.79)	\$2,503.24
\$0.00	\$0.00	\$0.00	\$0.00	\$0.00	\$0.00	\$0.00	\$0.00	\$0.00
(\$102.89)	(\$974.27)	\$0.00	(\$183.76)	(\$98,897.82)	(\$140.08)	(\$44,557.27)	(\$369.79)	\$2,503.24
(\$102.89)	(\$974.27)	\$0.00	(\$183.76)	(\$98,897.82)	(\$140.08)	(\$44,557.27)	(\$369.79)	\$2,503.24
\$2.57	\$29.26	\$0.00	\$0.00	\$250.72	\$17.56	\$1,257.93	\$0.00	\$0.00
\$0.00	\$0.00	\$0.00	\$0.00	\$1.25	\$0.00	\$1,064.42	\$0.00	\$0.00
\$0.00	\$0.00	\$0.00	\$0.00	\$7.07	\$0.00	\$0.97	\$0.00	\$0.00
\$0.00	\$0.00	\$0.00	\$0.00	\$0.00	\$0.00	\$4.00	\$0.00	\$0.00
\$3.77	\$42.88	\$0.00	\$0.00	\$367.50	\$25.73	\$1,843.92	\$0.00	\$0.00
\$0.00	\$0.00	\$0.00	\$0.00	\$3.20	\$0.00	\$1,601.90	\$0.00	\$0.00
\$0.00	\$0.00	\$0.00	\$0.00	\$0.00	\$0.00	\$4.60	\$0.00	\$0.00
\$0.57	\$5.76	\$0.00	\$0.00	\$69.25	\$3.87	\$284.78	\$0.00	\$0.00
\$6.91	\$77.90	\$0.00	\$0.00	\$698.99	\$47.16	\$6,062.52	\$0.00	\$0.00
(\$147.97)	(\$4,173.39)	(\$1,672.90)	(\$36,208.44)	\$0.00	\$0.00	(\$51,059.88)	(\$106.61)	\$2,503.24
\$38.17	\$3,121.22	\$1,672.90	\$36,024.68	(\$99,596.81)	(\$187.24)	\$440.09	(\$263.18)	\$0.00
(\$109.80)	(\$1,052.17)	\$0.00	(\$183.76)	(\$99,596.81)	(\$187.24)	(\$50,619.79)	(\$369.79)	\$2,503.24
(\$102.89)	(\$974.27)	\$0.00	(\$183.76)	(\$98,897.82)	(\$140.08)	(\$44,557.27)	(\$369.79)	\$2,503.24

27125	31200	31600	31701	31703	90001	Total
\$0.50	(\$0.01)	\$553,647.41	\$217,426.32	\$4,096.00	(\$50.00)	\$961,206.05
\$0.00	\$0.00	\$0.00	\$0.00	\$0.00	\$50.00	\$100.00
\$0.50	(\$0.01)	\$553,647.41	\$217,426.32	\$4,096.00	\$0.00	\$961,306.05
\$0.50	(\$0.01)	\$553,647.41	\$217,426.32	\$4,096.00	\$0.00	\$961,306.05
\$0.00	\$0.00	\$0.00	\$0.00	\$0.00	\$0.00	\$12,273.13
\$0.00	\$0.00	\$0.00	\$0.00	\$0.00	\$0.00	\$5,875.54
\$0.00	\$0.00	\$0.00	\$0.00	\$0.00	\$0.00	\$77.42
\$0.00	\$0.00	\$0.00	\$0.00	\$0.00	\$0.00	\$42.00
\$0.00	\$0.00	\$0.00	\$0.00	\$0.00	\$0.00	\$16,980.31
\$0.00	\$0.00	\$0.00	\$0.00	\$0.00	\$0.00	\$7,939.02
\$0.00	\$0.00	\$0.00	\$0.00	\$0.00	\$0.00	\$55.20
\$0.00	\$0.00	\$0.00	\$0.00	\$0.00	\$0.00	\$2,199.92
\$0.00	\$0.00	\$0.00	\$0.00	\$0.00	\$0.00	\$45,442.54
\$0.50	(\$28,397.01)	\$550,118.03	\$217,496.97	\$4,096.00	\$0.00	\$919,231.92
\$0.00	\$28,397.00	\$3,529.38	(\$70.65)	\$0.00	\$0.00	(\$3,368.41)
\$0.50	(\$0.01)	\$553,647.41	\$217,426.32	\$4,096.00	\$0.00	\$915,863.51
\$0.50	(\$0.01)	\$553,647.41	\$217,426.32	\$4,096.00	\$0.00	\$961,306.05

Albuquerque Talent

Statement of Revenues and

Cycle: FY2021-2022; Fund Class: [All]; Fund Columns: [All Non-Zero Funds]; Account Expression: ([Fund] >= "11000") ; Include Element

Description	Total
11000 - Operational	\$549,439.39
23000 - Non-Instructional Support	\$497.00
24101 - Title I - IASA	\$17,196.76
24106 - Entitlement IDEA-B	\$35,479.62
24153 - English Language Acquisition	\$147.97
24154 - Teacher/Principal Training & Recruiting	\$4,173.39
24190 - CSI	\$1,672.90
25205 - GEAR UP	\$51,519.93
24301 - CARES Act	\$36,024.68
31200 - Public School Capital Outlay	\$28,397.00
31600 - Capital Improvements HB-33	\$3,529.38
31701 - Capital Improvements SB-9 Local	\$1,770.11
Total Revenue	\$729,848.13
11000 - Operational	\$554,102.71
21000 - Food Services	\$57.24
24101 - Title I - IASA	\$12,985.92
24106 - Entitlement IDEA-B	\$11,940.87
24153 - English Language Acquisition	\$109.80
24154 - Teacher/Principal Training & Recruiting	\$1,052.17
25205 - GEAR UP	\$51,079.84
27107 - Literacy For Children @ Risk PED	\$263.18
24308 - ESSER II CRRSA	\$99,596.81
24330 - ESSER III - ARPA	\$187.24
31701 - Capital Improvements SB-9 Local	\$1,840.76
Total Expenditure	\$733,216.54
Total Other Financing Sources (Uses)	\$0.00
Excess (deficiency) of revenues and other financing sources over expenditures and other financing uses	(\$3,368.41)
Fund Balance, Beginning of year	\$919,231.92
Fund Balance, End of year	\$915,863.51

Albuquerque Talent Development Academy

Account Summary Report

Cycle: FY2021-2022; Begin Date: 10/01/2021; End Date: 10/31/2021; Account Type: Revenue; Subtotal Elements: Fund,Function; Account Expression: ([Fund] >= "11000") ; Subtotal By Account Type: No; Include Unposted Transactions: No;
Created On: 11/13/2021 1:38:13 PM

Account Code	Description	Actual (Date Range)	Budget (YTD)	Actual (YTD)	Encumbrance (YTD)	Available (YTD)	% of Budget
11000-0000-41702-0000-001016-0000	Fees - Educational	\$0.00	(\$2,000.00)	(\$367.99)	\$0.00	(\$1,632.01)	18.39
11000-0000-41920-0000-001016-0000	Contributions and Donations From Private Sources	\$0.00	\$0.00	(\$792.00)	\$0.00	\$792.00	0.00
11000-0000-43101-0000-001016-0000	State Equalization Guarantee	(\$137,069.85)	(\$1,644,838.00)	(\$548,279.40)	\$0.00	(\$1,096,558.60)	33.33
Subtotal of Element: [Function] 0000 - Revenue		(\$137,069.85)	(\$1,646,838.00)	(\$549,439.39)	\$0.00	(\$1,097,398.61)	33.36
Subtotal of Element: [Fund] 11000 - Operational		(\$137,069.85)	(\$1,646,838.00)	(\$549,439.39)	\$0.00	(\$1,097,398.61)	33.36
23000-0000-41920-0000-001016-0000	Contributions and Donations From Private Sources	(\$497.00)	\$0.00	(\$497.00)	\$0.00	\$497.00	0.00
Subtotal of Element: [Function] 0000 - Revenue		(\$497.00)	\$0.00	(\$497.00)	\$0.00	\$497.00	0.00
Subtotal of Element: [Fund] 23000 - Non-Instructional Support		(\$497.00)	\$0.00	(\$497.00)	\$0.00	\$497.00	0.00
24101-0000-41924-0000-001016-0000	Flowthrough Grants from District	\$0.00	(\$31,237.00)	(\$17,196.76)	\$0.00	(\$14,040.24)	55.05
Subtotal of Element: [Function] 0000 - Revenue		\$0.00	(\$31,237.00)	(\$17,196.76)	\$0.00	(\$14,040.24)	55.05
Subtotal of Element: [Fund] 24101 - Title I - IASA		\$0.00	(\$31,237.00)	(\$17,196.76)	\$0.00	(\$14,040.24)	55.05
24106-0000-41924-0000-001016-0000	Flowthrough Grants from District	\$0.00	(\$46,030.00)	(\$35,479.62)	\$0.00	(\$10,550.38)	77.07
Subtotal of Element: [Function] 0000 - Revenue		\$0.00	(\$46,030.00)	(\$35,479.62)	\$0.00	(\$10,550.38)	77.08
Subtotal of Element: [Fund] 24106 - Entitlement IDEA B		\$0.00	(\$46,030.00)	(\$35,479.62)	\$0.00	(\$10,550.38)	77.08
24153-0000-41924-0000-001016-0000	Flowthrough Grants from District	\$0.00	(\$875.00)	(\$147.97)	\$0.00	(\$727.03)	16.91
Subtotal of Element: [Function] 0000 - Revenue		\$0.00	(\$875.00)	(\$147.97)	\$0.00	(\$727.03)	16.91
Subtotal of Element: [Fund] 24153 - English Language Acquisition		\$0.00	(\$875.00)	(\$147.97)	\$0.00	(\$727.03)	16.91
24154-0000-41924-0000-001016-0000	Flowthrough Grants from District	\$0.00	(\$5,114.00)	(\$4,173.39)	\$0.00	(\$940.61)	81.60
Subtotal of Element: [Function] 0000 - Revenue		\$0.00	(\$5,114.00)	(\$4,173.39)	\$0.00	(\$940.61)	81.61
Subtotal of Element: [Fund] 24154 - Teacher/Principal Training & Recruitment		\$0.00	(\$5,114.00)	(\$4,173.39)	\$0.00	(\$940.61)	81.61
24174-0000-41924-0000-001016-0000	Flowthrough Grants from District	\$0.00	(\$4,208.00)	\$0.00	\$0.00	(\$4,208.00)	0.00
Subtotal of Element: [Function] 0000 - Revenue		\$0.00	(\$4,208.00)	\$0.00	\$0.00	(\$4,208.00)	0.00
Subtotal of Element: [Fund] 24174 - Carl D Perkins Secondary Grant		\$0.00	(\$4,208.00)	\$0.00	\$0.00	(\$4,208.00)	0.00
24190-0000-41924-0000-001016-0000	Flowthrough Grants from District	\$0.00	\$0.00	(\$1,672.90)	\$0.00	\$1,672.90	0.00
Subtotal of Element: [Function] 0000 - Revenue		\$0.00	\$0.00	(\$1,672.90)	\$0.00	\$1,672.90	0.00
Subtotal of Element: [Fund] 24190 - CSI		\$0.00	\$0.00	(\$1,672.90)	\$0.00	\$1,672.90	0.00
24301-0000-41924-0000-001016-0000	Flowthrough Grants from District	\$0.00	\$0.00	(\$36,024.68)	\$0.00	\$36,024.68	0.00
Subtotal of Element: [Function] 0000 - Revenue		\$0.00	\$0.00	(\$36,024.68)	\$0.00	\$36,024.68	0.00
Subtotal of Element: [Fund] 24301 - CARES Act		\$0.00	\$0.00	(\$36,024.68)	\$0.00	\$36,024.68	0.00
24308-0000-41924-0000-001016-0000	Flowthrough Grants from District	\$0.00	(\$174,748.00)	\$0.00	\$0.00	(\$174,748.00)	0.00
Subtotal of Element: [Function] 0000 - Revenue		\$0.00	(\$174,748.00)	\$0.00	\$0.00	(\$174,748.00)	0.00
Subtotal of Element: [Fund] 24308 - ESSER II CDEA		\$0.00	(\$174,748.00)	\$0.00	\$0.00	(\$174,748.00)	0.00
25205-0000-43203-0000-001016-0000	State Direct Grants	\$0.00	(\$218,287.00)	(\$51,519.93)	\$0.00	(\$166,767.07)	23.60
Subtotal of Element: [Function] 0000 - Revenue		\$0.00	(\$218,287.00)	(\$51,519.93)	\$0.00	(\$166,767.07)	23.60
Subtotal of Element: [Fund] 25205 - GEAR UP		\$0.00	(\$218,287.00)	(\$51,519.93)	\$0.00	(\$166,767.07)	23.60
27107-0000-43202-0000-001016-0000	State Flow-through Grant	\$0.00	(\$2,507.00)	\$0.00	\$0.00	(\$2,507.00)	0.00
27107-0000-43204-0000-001016-0000	Prior Year Balances	\$0.00	(\$273.00)	\$0.00	\$0.00	(\$273.00)	0.00
Subtotal of Element: [Function] 0000 - Revenue		\$0.00	(\$2,780.00)	\$0.00	\$0.00	(\$2,780.00)	0.00
Subtotal of Element: [Fund] 27107 - Literacy For Children @ Risk RED		\$0.00	(\$2,780.00)	\$0.00	\$0.00	(\$2,780.00)	0.00
31200-0000-43209-0000-001016-0000	PSCOC Awards	\$0.00	\$0.00	(\$28,397.00)	\$0.00	\$28,397.00	0.00
Subtotal of Element: [Function] 0000 - Revenue		\$0.00	\$0.00	(\$28,397.00)	\$0.00	\$28,397.00	0.00
Subtotal of Element: [Fund] 31200 - Public School Capital Outlay		\$0.00	\$0.00	(\$28,397.00)	\$0.00	\$28,397.00	0.00
31600-0000-41110-0000-001016-0000	Ad Valorem Taxes - School District	(\$297.50)	(\$92,340.00)	(\$3,529.38)	\$0.00	(\$88,810.62)	3.82
Subtotal of Element: [Function] 0000 - Revenue		(\$297.50)	(\$92,340.00)	(\$3,529.38)	\$0.00	(\$88,810.62)	3.82
Subtotal of Element: [Fund] 31600 - Capital Improvements HB 32		(\$297.50)	(\$92,340.00)	(\$3,529.38)	\$0.00	(\$88,810.62)	3.82

31701-0000-41110-0000-001016-0000	Revenue	(\$147.03)	(\$46,763.00)	(\$1,770.11)	\$0.00	(\$44,992.89)	3.78
Subtotal of Element: [Function] 0000 - Revenue		(\$147.03)	(\$46,763.00)	(\$1,770.11)	\$0.00	(\$44,992.89)	3.79
Subtotal of Element: [Fund] 31701 - Capital Improvements SB-9 Local		(\$147.03)	(\$46,763.00)	(\$1,770.11)	\$0.00	(\$44,992.89)	3.79
31703-0000-43202-0000-001016-0000	State Flow-through Grant	\$0.00	(\$4,200.00)	\$0.00	\$0.00	(\$4,200.00)	0.00
Subtotal of Element: [Function] 0000 - Revenue		\$0.00	(\$4,200.00)	\$0.00	\$0.00	(\$4,200.00)	0.00
Subtotal of Element: [Fund] 31703 - SB-9 State Match		\$0.00	(\$4,200.00)	\$0.00	\$0.00	(\$4,200.00)	0.00
Grand Total		(\$138,011.38)	(\$2,273,420.00)	(\$729,848.13)	\$0.00	(\$1,543,571.87)	32.10

Albuquerque Talent Development Academy

Account Summary Report

Cycle: FY2021-2022; Begin Date: 10/01/2021; End Date: 10/31/2021; Account Type: Expenditure; Subtotal Elements: Fund,Function; Account Expression: ([Fund] >= "11000") ; Subtotal By Account Type: No; Include Unposted Transactions: No; Created On: 11/13/2021 1:37:34 PM

Account Code	Description	Actual (Date Range)	Budget (YTD)	Actual (YTD)	Encumbrance (YTD)	Available (YTD)	% of Budget
11000-1000-51100-0000-001016-1611	Instruction-Salaries Expense	\$397.37	\$5,278.00	\$1,233.23	\$0.00	\$4,044.77	23.36
11000-1000-51100-1010-001016-1411	Instruction-Salaries Expense	\$35,981.82	\$410,048.00	\$107,945.46	\$323,836.16	(\$21,733.62)	26.32
11000-1000-51100-1010-001016-1711	Instruction-Salaries Expense	\$2,372.00	\$28,464.00	\$7,116.00	\$21,348.01	(\$0.01)	25.00
11000-1000-51100-2000-001016-1412	Instruction-Salaries Expense	\$5,297.78	\$33,989.00	\$15,893.34	\$47,680.16	(\$29,584.50)	46.76
11000-1000-51100-4025-001016-1412	Instruction-Salaries Expense	\$0.00	\$42,483.00	\$0.00	\$0.00	\$42,483.00	0.00
11000-1000-51300-1010-001016-1411	Instruction-Additional Compensation	\$794.66	\$3,915.00	\$2,186.98	\$8,560.89	(\$6,832.87)	55.86
11000-1000-51300-4025-001016-1412	Instruction-Additional Compensation	\$166.66	\$0.00	\$499.98	\$1,500.02	(\$2,000.00)	0.00
11000-1000-51300-9000-001016-0000	Instruction-Additional Compensation	\$750.00	\$0.00	\$375.00	\$0.00	(\$375.00)	0.00
11000-1000-51300-9000-001016-1618	Instruction-Additional Compensation	\$83.34	\$5,545.00	\$1,000.02	\$1,124.98	\$3,420.00	18.03
11000-1000-51300-9000-001016-1624	Instruction-Additional Compensation	\$0.00	\$1,010.00	\$0.00	\$0.00	\$1,010.00	0.00
11000-1000-52111-0000-001016-0000	Instruction-Educational Retirement	\$6,945.29	\$74,351.00	\$20,790.67	\$61,213.51	(\$7,653.18)	27.96
11000-1000-52112-0000-001016-0000	Instruction-ERA - Retiree Health	\$916.87	\$10,509.00	\$2,724.99	\$8,080.84	(\$296.83)	25.93
11000-1000-52210-0000-001016-0000	Instruction-FICA Payments	\$2,706.72	\$32,905.00	\$8,047.60	\$21,246.73	\$3,610.67	24.45
11000-1000-52220-0000-001016-0000	Instruction-Medicare Payments	\$633.07	\$7,695.00	\$1,882.19	\$4,969.31	\$843.50	24.45
11000-1000-52311-0000-001016-0000	Instruction-Health and Medical Premiums	\$3,091.06	\$31,475.00	\$9,104.36	\$27,819.54	(\$5,448.90)	28.92
11000-1000-52312-0000-001016-0000	Instruction-Life	\$30.02	\$348.00	\$78.07	\$249.06	\$20.87	22.43
11000-1000-52313-0000-001016-0000	Instruction-Dental	\$200.26	\$2,776.00	\$600.78	\$1,827.25	\$347.97	21.64
11000-1000-52314-0000-001016-0000	Instruction-Vision	\$32.35	\$444.00	\$97.05	\$294.42	\$52.53	21.85
11000-1000-52315-0000-001016-0000	Instruction-Disability	\$58.23	\$23.00	\$174.69	\$528.27	(\$679.96)	759.52
11000-1000-52500-0000-001016-0000	Instruction-Unemployment Compensation	\$40.13	\$984.00	\$117.13	\$870.44	(\$3.57)	11.90
11000-1000-52710-0000-001016-0000	Instruction-Workers Compensation Premium	\$0.00	\$8,393.00	\$8,278.76	\$0.00	\$114.24	98.63
11000-1000-52720-0000-001016-0000	Instruction-Workers Compensation Employer's Fee	\$22.48	\$120.00	\$87.38	\$40.86	(\$8.24)	72.81
11000-1000-53711-9000-001016-0000	Instruction-Other Charges	\$0.00	\$0.00	\$45.00	\$0.00	(\$45.00)	0.00
11000-1000-55817-1010-001016-0000	Instruction-Student Travel	\$0.00	\$0.00	\$0.00	\$931.20	(\$931.20)	0.00
11000-1000-55915-9000-001016-0000	Instruction-Other Contract Services	\$0.00	\$4,775.00	\$825.00	\$0.00	\$3,950.00	17.27
11000-1000-56112-1010-001016-0000	Instruction-Other Textbooks	\$0.00	\$0.00	\$0.00	\$86.75	(\$86.75)	0.00
11000-1000-56113-1010-001016-0000	Instruction-Software	\$59.34	\$0.00	\$59.34	\$0.00	(\$59.34)	0.00
11000-1000-56118-1010-001016-0000	Instruction-General Supplies and Materials	\$216.16	\$10,000.00	\$1,778.34	\$890.87	\$7,330.79	17.78
11000-1000-56118-9000-001016-0000	Instruction-General Supplies and Materials	\$39.99	\$1,000.00	\$39.99	\$0.00	\$960.01	3.99
11000-1000-57332-1010-001016-0000	Instruction-Supply Assets (\$5,000 or Less)	\$0.00	\$1,000.00	\$0.00	\$1,211.00	(\$211.00)	0.00
Subtotal of Element: [Function] 1000 - Instruction		\$60,835.60	\$717,530.00	\$190,981.35	\$534,310.27	(\$7,761.62)	26.62
11000-2100-51100-0000-001016-1214	Support Services-Students-Salaries Expense	\$5,587.06	\$0.00	\$16,761.18	\$50,283.63	(\$67,044.81)	0.00
11000-2100-51100-4025-001016-1214	Support Services-Students-Salaries Expense	\$0.00	\$67,044.00	\$0.00	\$0.00	\$67,044.00	0.00
11000-2100-51300-0000-001016-1214	Support Services-Students-Additional Compensation	\$16.66	\$200.00	\$49.98	\$150.02	\$0.00	24.99
11000-2100-51300-4025-001016-1211	Support Services-Students-Additional Compensation	\$0.00	\$10,526.00	\$0.00	\$0.00	\$10,526.00	0.00
11000-2100-52111-0000-001016-0000	Support Services-Students-Educational Retirement	\$848.96	\$11,004.00	\$2,546.88	\$7,640.77	\$816.35	23.14
11000-2100-52112-0000-001016-0000	Support Services-Students-ERA - Retiree Health	\$112.08	\$1,555.00	\$336.24	\$1,008.64	\$210.12	21.62
11000-2100-52210-0000-001016-0000	Support Services-Students-FICA Payments	\$347.44	\$4,821.00	\$1,042.32	\$0.00	\$3,778.68	21.62
11000-2100-52220-0000-001016-0000	Support Services-Students-Medicare Payments	\$81.26	\$1,127.00	\$243.78	\$0.00	\$883.22	21.63
11000-2100-52312-0000-001016-0000	Support Services-Students-Life	\$2.64	\$58.00	\$6.60	\$23.76	\$27.64	11.37
11000-2100-52500-0000-001016-0000	Support Services-Students-Unemployment Compensation	\$0.00	\$164.00	\$0.00	\$89.10	\$74.90	0.00
11000-2100-52710-0000-001016-0000	Support Services-Students-Workers Compensation Premium	\$0.00	\$1,231.00	\$1,059.72	\$0.00	\$171.28	86.08
11000-2100-52720-0000-001016-0000	Support Services-Students-Workers Compensation Employer's Fee	\$2.30	\$20.00	\$2.30	\$6.90	\$10.80	11.50
11000-2100-53211-2000-001016-0000	Support Services-Students-Diagnosticians - Contracted	\$0.00	\$0.00	\$60.68	\$2,350.31	(\$2,410.99)	0.00
11000-2100-53212-2000-001016-0000	Support Services-Students-Speech Therapists - Contracted	\$1,699.03	\$0.00	\$4,681.78	\$17,243.79	(\$21,925.57)	0.00
11000-2100-53212-4025-001016-0000	Support Services-Students-Speech Therapists - Contracted	\$0.00	\$20,000.00	\$0.00	\$0.00	\$20,000.00	0.00

11000-2100-53213-2000-001016-0000	Support Services-Students-Occupational Therapists - Contracted	\$0.00	\$0.00	\$0.00	\$500.00	(\$500.00)	0.00
11000-2100-53218-2000-001016-0000	Support Services-Students-Specialists - Contracted	\$1,189.21	\$0.00	\$1,189.21	\$16,146.91	(\$17,336.12)	0.00
11000-2100-53330-0000-001016-0000	Support Services-Students-Professional Development	\$0.00	\$100.00	\$0.00	\$0.00	\$100.00	0.00
11000-2100-53414-0000-001016-0000	Support Services-Students-Other Professional/Technical Services	\$593.34	\$0.00	\$593.34	\$4,406.66	(\$5,000.00)	0.00
11000-2100-53414-4025-001016-0000	Support Services-Students-Other Professional/Technical Services	\$0.00	\$5,000.00	\$0.00	\$0.00	\$5,000.00	0.00
11000-2100-53711-0000-001016-0000	Support Services-Students-Other Charges	\$0.00	\$124,927.00	\$0.00	\$0.00	\$124,927.00	0.00
11000-2100-56118-4025-001016-0000	Support Services-Students-General Supplies and Materials	\$0.00	\$3,000.00	\$0.00	\$0.00	\$3,000.00	0.00
11000-2100-57332-0000-001016-0000	Support Services-Students-Supply Assets (\$5,000 or Less)	\$0.00	\$0.00	\$0.00	\$1,700.00	(\$1,700.00)	0.00
Subtotal of Element: [Function] 2100 - Support Services-Students		\$10,479.98	\$250,777.00	\$28,574.01	\$101,550.49	\$120,652.50	11.39
11000-2200-51100-0000-001016-1212	Support Services-Instruction-Salaries Expense	\$1,017.64	\$12,211.00	\$3,052.92	\$9,158.76	(\$0.68)	25.00
11000-2200-52210-0000-001016-0000	Support Services-Instruction-FICA Payments	\$63.10	\$757.00	\$189.30	\$545.53	\$22.17	25.00
11000-2200-52220-0000-001016-0000	Support Services-Instruction-Medicare Payments	\$14.76	\$177.00	\$44.28	\$127.54	\$5.18	25.01
11000-2200-52312-0000-001016-0000	Support Services-Instruction-Life	\$0.00	\$29.00	\$0.00	\$0.00	\$29.00	0.00
11000-2200-52500-0000-001016-0000	Support Services-Instruction-Unemployment Compensation	\$3.36	\$82.00	\$10.08	\$29.06	\$42.86	12.29
11000-2200-52710-0000-001016-0000	Support Services-Instruction-Workers Compensation Premium	\$0.00	\$193.00	\$193.02	\$0.00	(\$0.02)	100.01
11000-2200-52720-0000-001016-0000	Support Services-Instruction-Workers Compensation Employer's Fee	\$2.30	\$10.00	\$2.30	\$6.63	\$1.07	23.00
11000-2200-56118-0000-001016-0000	Support Services-Instruction-General Supplies and Materials	\$0.00	\$0.00	\$2,430.00	\$0.00	(\$2,430.00)	0.00
Subtotal of Element: [Function] 2200 - Support Services-Instruction		\$1,101.16	\$13,459.00	\$5,921.90	\$9,867.52	(\$2,330.42)	44.00
11000-2300-51100-0000-001016-1111	Support Services-General Administration-Salaries Expense	\$8,364.00	\$110,000.00	\$29,274.00	\$71,094.00	\$9,632.00	26.61
11000-2300-52111-0000-001016-0000	Support Services-General Administration-Educational Retirement	\$1,267.14	\$15,565.00	\$4,393.17	\$10,770.69	\$401.14	28.22
11000-2300-52112-0000-001016-0000	Support Services-General Administration-ERA - Retiree Health	\$167.28	\$2,200.00	\$585.48	\$1,421.88	\$192.64	26.61
11000-2300-52210-0000-001016-0000	Support Services-General Administration-FICA Payments	\$480.96	\$6,820.00	\$1,685.07	\$4,088.16	\$1,046.77	24.70
11000-2300-52220-0000-001016-0000	Support Services-General Administration-Medicare Payments	\$112.48	\$1,595.00	\$394.07	\$956.08	\$244.85	24.70
11000-2300-52311-0000-001016-0000	Support Services-General Administration-Health and Medical Premiums	\$785.32	\$9,423.00	\$2,707.67	\$7,067.88	(\$352.55)	28.73
11000-2300-52312-0000-001016-0000	Support Services-General Administration-Life	\$2.64	\$29.00	\$9.24	\$23.76	(\$4.00)	31.86
11000-2300-52313-0000-001016-0000	Support Services-General Administration-Dental	\$51.32	\$411.00	\$179.62	\$461.88	(\$230.50)	43.70
11000-2300-52314-0000-001016-0000	Support Services-General Administration-Vision	\$8.48	\$75.00	\$29.68	\$76.32	(\$31.00)	39.57
11000-2300-52500-0000-001016-0000	Support Services-General Administration-Unemployment Compensation	\$0.00	\$82.00	\$0.00	\$89.10	(\$7.10)	0.00
11000-2300-52710-0000-001016-0000	Support Services-General Administration-Workers Compensation Premium	\$0.00	\$1,738.00	\$1,586.44	\$0.00	\$151.56	91.27
11000-2300-52720-0000-001016-0000	Support Services-General Administration-Workers Compensation Employer's Fee	\$2.30	\$10.00	\$2.30	\$6.90	\$0.80	23.00
11000-2300-53411-0000-001016-0000	Support Services-General Administration-Auditing	\$13,875.42	\$15,000.00	\$13,875.42	\$1,124.58	\$0.00	92.50
11000-2300-53413-0000-001016-0000	Support Services-General Administration-Legal	\$201.43	\$5,000.00	\$4,420.71	\$10,579.29	(\$10,000.00)	88.41
11000-2300-53711-0000-001016-0000	Support Services-General Administration-Other Charges	\$0.00	\$1,200.00	\$1,200.00	\$0.00	\$0.00	100.00
11000-2300-55400-0000-001016-0000	Support Services-General Administration-Advertising	\$400.00	\$8,660.00	\$2,142.09	\$495.00	\$6,022.91	24.73
11000-2300-55812-0000-001016-0000	Support Services-General Administration-Board Training	\$0.00	\$2,500.00	\$0.00	\$0.00	\$2,500.00	0.00
Subtotal of Element: [Function] 2300 - Support Services-General Administration		\$25,718.77	\$180,308.00	\$62,484.96	\$108,255.52	\$9,567.52	34.65
11000-2400-51100-0000-001016-1112	Support Services-School Administration-Salaries Expense	\$6,406.26	\$76,125.00	\$22,421.91	\$54,453.09	(\$750.00)	29.45
11000-2400-51100-0000-001016-1114	Support Services-School Administration-Salaries Expense	\$3,142.92	\$0.00	\$3,142.92	\$0.00	(\$3,142.92)	0.00
11000-2400-51100-0000-001016-1211	Support Services-School Administration-Salaries Expense	\$2,142.86	\$0.00	\$0.00	\$0.00	\$0.00	0.00
11000-2400-51100-0000-001016-1217	Support Services-School Administration-Salaries Expense	\$4,213.60	\$50,563.00	\$14,747.60	\$35,815.64	(\$0.24)	29.16
11000-2400-52111-0000-001016-0000	Support Services-School Administration-Educational Retirement	\$2,409.70	\$17,926.00	\$7,006.53	\$13,675.72	(\$2,756.25)	39.08
11000-2400-52112-0000-001016-0000	Support Services-School Administration-ERA - Retiree Health	\$318.12	\$2,533.00	\$931.98	\$1,805.38	(\$204.36)	36.79
11000-2400-52210-0000-001016-0000	Support Services-School Administration-FICA Payments	\$904.16	\$7,854.00	\$2,607.92	\$4,900.37	\$345.71	33.20

11000-2400-52220-0000-001016-0000	Support Services-School Administration-Medicare Payments	\$211.45	\$1,836.00	\$609.93	\$1,145.96	\$80.11	33.22
11000-2400-52311-0000-001016-0000	Support Services-School Administration-Health and Medical Premiums	\$1,888.06	\$22,994.00	\$6,473.63	\$16,441.17	\$79.20	28.15
11000-2400-52312-0000-001016-0000	Support Services-School Administration-Life	\$1.32	\$58.00	\$18.48	\$46.20	(\$6.68)	31.86
11000-2400-52313-0000-001016-0000	Support Services-School Administration-Dental	\$76.98	\$970.00	\$269.43	\$667.16	\$33.41	27.77
11000-2400-52314-0000-001016-0000	Support Services-School Administration-Vision	\$18.84	\$203.00	\$59.36	\$148.40	(\$4.76)	29.24
11000-2400-52315-0000-001016-0000	Support Services-School Administration-Disability	\$21.76	\$0.00	\$76.16	\$195.84	(\$272.00)	0.00
11000-2400-52500-0000-001016-0000	Support Services-School Administration-Unemployment Compensation	\$17.45	\$164.00	\$46.92	\$178.20	(\$61.12)	28.60
11000-2400-52710-0000-001016-0000	Support Services-School Administration-Workers Compensation Premium	\$0.00	\$2,002.00	\$2,611.00	\$0.00	(\$609.00)	130.41
11000-2400-52720-0000-001016-0000	Support Services-School Administration-Workers Compensation Employer's Fee	\$6.90	\$20.00	\$4.60	\$13.80	\$1.60	23.00
11000-2400-53330-0000-001016-0000	Support Services-School Administration-Professional Development	\$0.00	\$1,250.00	\$0.00	\$0.00	\$1,250.00	0.00
11000-2400-53414-0000-001016-0000	Support Services-School Administration-Other Professional/Technical Services	\$0.00	\$0.00	\$3,923.28	\$0.00	(\$3,923.28)	0.00
11000-2400-53711-0000-001016-0000	Support Services-School Administration-Other Charges	\$0.00	\$4,500.00	\$2,028.88	\$546.12	\$1,925.00	45.08
11000-2400-54610-0000-001016-0000	Support Services-School Administration-Renting Land and Buildings	\$0.00	\$1,750.00	\$0.00	\$0.00	\$1,750.00	0.00
11000-2400-55915-0000-001016-0000	Support Services-School Administration-Other Contract Services	\$0.00	\$1,700.00	\$222.75	\$1,500.00	(\$22.75)	13.10
11000-2400-56118-0000-001016-0000	Support Services-School Administration-General Supplies and Materials	\$70.69	\$4,500.00	\$251.51	\$2,096.53	\$2,151.96	5.58
Subtotal of Element: [Function] 2400 - Support Services-School Administration		\$21,851.07	\$196,948.00	\$67,454.79	\$133,629.58	(\$4,136.37)	34.25
11000-2500-51100-0000-001016-1114	Central Services-Salaries Expense	\$0.00	\$37,750.00	\$6,285.84	\$26,714.86	\$4,749.30	16.65
11000-2500-51100-0000-001016-1115	Central Services-Salaries Expense	\$4,390.08	\$78,629.00	\$15,365.28	\$37,315.72	\$25,948.00	19.54
11000-2500-51300-0000-001016-1217	Central Services-Additional Compensation	\$0.00	\$500.00	\$500.00	\$0.00	\$0.00	100.00
11000-2500-52111-0000-001016-0000	Central Services-Educational Retirement	\$665.10	\$16,467.00	\$2,305.90	\$9,700.49	\$4,460.61	14.00
11000-2500-52112-0000-001016-0000	Central Services-ERA - Retiree Health	\$87.80	\$2,327.00	\$307.30	\$1,280.58	\$739.12	13.20
11000-2500-52210-0000-001016-0000	Central Services-FICA Payments	\$254.62	\$7,246.00	\$922.77	\$1,678.61	\$4,644.62	12.73
11000-2500-52220-0000-001016-0000	Central Services-Medicare Payments	\$59.54	\$1,694.00	\$215.79	\$392.70	\$1,085.51	12.73
11000-2500-52311-0000-001016-0000	Central Services-Health and Medical Premiums	\$280.50	\$6,732.00	\$967.14	\$2,524.50	\$3,240.36	14.36
11000-2500-52312-0000-001016-0000	Central Services-Life	\$2.64	\$58.00	\$9.24	\$47.52	\$1.24	15.93
11000-2500-52313-0000-001016-0000	Central Services-Dental	\$17.16	\$432.00	\$60.06	\$154.44	\$217.50	13.90
11000-2500-52314-0000-001016-0000	Central Services-Vision	\$3.76	\$90.00	\$13.16	\$33.84	\$43.00	14.62
11000-2500-52500-0000-001016-0000	Central Services-Unemployment Compensation	\$0.00	\$164.00	\$1.65	\$178.50	(\$16.15)	1.00
11000-2500-52710-0000-001016-0000	Central Services-Workers Compensation Premium	\$0.00	\$1,848.00	\$832.69	\$0.00	\$1,015.31	45.05
11000-2500-52720-0000-001016-0000	Central Services-Workers Compensation Employer's Fee	\$2.30	\$20.00	\$2.30	\$7.17	\$10.53	11.50
11000-2500-53330-0000-001016-0000	Central Services-Professional Development	\$0.00	\$750.00	\$295.00	\$0.00	\$455.00	39.33
11000-2500-53414-0000-001016-0000	Central Services-Other Professional/Technical Services	\$101.27	\$31,000.00	\$268.27	\$32,540.40	(\$1,808.67)	0.86
11000-2500-53711-0000-001016-0000	Central Services-Other Charges	\$0.00	\$925.00	\$438.00	\$0.00	\$487.00	47.35
11000-2500-54630-0000-001016-0000	Central Services-Rentals - Computers and Related Equipment	\$120.15	\$2,250.00	\$709.44	\$1,845.00	(\$304.44)	31.53
11000-2500-55813-0000-001016-0000	Central Services-Employee Travel - Non-Teachers	\$1.84	\$400.00	\$16.56	\$0.00	\$383.44	4.14
11000-2500-55915-0000-001016-0000	Central Services-Other Contract Services	\$83.44	\$4,870.00	\$2,719.74	\$400.00	\$1,750.26	55.84
11000-2500-56113-0000-001016-0000	Central Services-Software	\$0.00	\$14,000.00	\$12,204.87	\$0.13	\$1,795.00	87.17
11000-2500-56118-0000-001016-0000	Central Services-General Supplies and Materials	\$15.15	\$0.00	\$983.49	\$1,160.85	(\$2,144.34)	0.00
Subtotal of Element: [Function] 2500 - Central Services		\$6,085.35	\$208,152.00	\$45,424.49	\$115,975.31	\$46,752.20	21.82
11000-2600-51100-0000-001016-1615	Operation & Maintenance of Plant-Salaries Expense	\$1,385.00	\$10,400.00	\$4,255.00	\$7,305.79	(\$1,160.79)	40.91
11000-2600-52111-0000-001016-0000	Operation & Maintenance of Plant-Educational Retirement	\$209.83	\$1,471.00	\$623.43	\$1,087.15	(\$239.58)	42.38
11000-2600-52112-0000-001016-0000	Operation & Maintenance of Plant-ERA - Retiree Health	\$27.70	\$208.00	\$82.30	\$143.40	(\$17.70)	39.56
11000-2600-52210-0000-001016-0000	Operation & Maintenance of Plant-FICA Payments	\$85.87	\$644.00	\$263.81	\$444.87	(\$64.68)	40.96
11000-2600-52220-0000-001016-0000	Operation & Maintenance of Plant-Medicare Payments	\$20.08	\$150.00	\$61.70	\$104.08	(\$15.78)	41.13
11000-2600-52500-0000-001016-0000	Operation & Maintenance of Plant-Unemployment Compensation	\$4.57	\$82.00	\$14.04	\$23.65	\$44.31	17.12
11000-2600-52710-0000-001016-0000	Operation & Maintenance of Plant-Workers Compensation Premium	\$0.00	\$0.00	\$164.38	\$0.00	(\$164.38)	0.00
11000-2600-52720-0000-001016-0000	Operation & Maintenance of Plant-Workers Compensation Employer's Fee	\$0.00	\$10.00	\$6.90	\$0.00	\$3.10	69.00

11000-2600-54311-0000-001016-0000	Operation & Maintenance of Plant-Maintenance & Repair-Furniture/Fixtures/Equipment	\$0.00	\$2,750.00	\$27.32	\$5,128.36	(\$2,405.68)	0.99
11000-2600-54312-0000-001016-0000	Operation & Maintenance of Plant-Maintenance & Repair - Buildings And Grounds	\$0.00	\$50,700.00	\$520.50	\$0.00	\$50,179.50	1.02
11000-2600-54411-0000-001016-0000	Operation & Maintenance of Plant-Electricity	\$5,433.12	\$38,000.00	\$10,232.62	\$27,767.38	\$0.00	26.92
11000-2600-54415-0000-001016-0000	Operation & Maintenance of Plant-Water/Sewage	\$1,508.08	\$9,750.00	\$3,124.08	\$6,625.92	\$0.00	32.04
11000-2600-54416-0000-001016-0000	Operation & Maintenance of Plant-Communication Services	\$993.83	\$4,182.00	\$3,391.11	\$9,447.46	(\$8,656.57)	81.08
11000-2600-54610-0000-001016-0000	Operation & Maintenance of Plant-Renting Land and Buildings	\$22,304.42	\$144,000.00	\$89,217.68	\$93,827.36	(\$39,045.04)	61.95
11000-2600-54620-0000-001016-0000	Operation & Maintenance of Plant-Rental - Equipment and Vehicles	\$0.00	\$2,900.00	\$949.32	\$1,920.00	\$30.68	32.73
11000-2600-55200-0000-001016-0000	Operation & Maintenance of Plant-Property/Liability Insurance	\$0.00	\$23,460.00	\$18,644.00	\$0.00	\$4,816.00	79.47
11000-2600-55915-0000-001016-0000	Operation & Maintenance of Plant-Other Contract Services	\$3,961.17	\$60,000.00	\$15,813.09	\$57,549.85	(\$13,362.94)	26.35
11000-2600-56118-0000-001016-0000	Operation & Maintenance of Plant-General Supplies and Materials	\$528.42	\$3,800.00	\$1,531.35	\$2,087.46	\$181.19	40.29
11000-2600-57332-0000-001016-0000	Operation & Maintenance of Plant-Supply Assets (\$5,000 or Less)	\$241.93	\$0.00	\$521.92	\$1,118.07	(\$1,639.99)	0.00
Subtotal of Element: [Function] 2600 - Operation & Maintenance of Plant		\$36,704.02	\$352,507.00	\$149,444.55	\$214,580.80	(\$11,518.35)	42.39
11000-3100-51100-0000-001016-1617	Food Services Operations-Salaries Expense	\$1,286.25	\$9,600.00	\$3,009.50	\$10,487.62	(\$3,897.12)	31.34
11000-3100-52111-0000-001016-0000	Food Services Operations-Educational Retirement	\$194.87	\$1,358.00	\$452.17	\$1,537.31	(\$631.48)	33.29
11000-3100-52112-0000-001016-0000	Food Services Operations-ERA - Retiree Health	\$25.73	\$192.00	\$60.20	\$202.98	(\$71.18)	31.35
11000-3100-52210-0000-001016-0000	Food Services Operations-FICA Payments	\$79.75	\$595.00	\$186.60	\$629.22	(\$220.82)	31.36
11000-3100-52220-0000-001016-0000	Food Services Operations-Medicare Payments	\$18.66	\$139.00	\$43.65	\$147.14	(\$51.79)	31.40
11000-3100-52312-0000-001016-0000	Food Services Operations-Life	\$0.00	\$29.00	\$0.00	\$0.00	\$29.00	0.00
11000-3100-52500-0000-001016-0000	Food Services Operations-Unemployment Compensation	\$4.25	\$82.00	\$9.94	\$33.61	\$38.45	12.12
11000-3100-52710-0000-001016-0000	Food Services Operations-Workers Compensation Premium	\$0.00	\$152.00	\$0.00	\$0.00	\$152.00	0.00
11000-3100-52720-0000-001016-0000	Food Services Operations-Workers Compensation Employer's Fee	\$0.00	\$10.00	\$6.90	\$0.00	\$3.10	69.00
11000-3100-56116-0000-001016-0000	Food Services Operations-Food	\$47.70	\$0.00	\$47.70	\$0.00	(\$47.70)	0.00
Subtotal of Element: [Function] 3100 - Food Services Operations		\$1,657.21	\$12,157.00	\$3,816.66	\$13,037.88	(\$4,697.54)	31.39
Subtotal of Element: [Fund] 11000 - Operational		\$164,433.16	\$1,931,838.00	\$554,102.71	\$1,231,207.37	\$146,527.92	28.68
14000-1000-56108-1010-001016-0000	Instruction-Instructional Materials Credit - 50% Other	\$0.00	\$500.00	\$0.00	\$0.00	\$500.00	0.00
14000-1000-56111-1010-001016-0000	Instruction-Instructional Materials Cash - 50% Textbooks	\$0.00	\$1,500.00	\$0.00	\$0.00	\$1,500.00	0.00
Subtotal of Element: [Function] 1000 - Instruction		\$0.00	\$2,000.00	\$0.00	\$0.00	\$2,000.00	0.00
Subtotal of Element: [Fund] 14000 - Total Instructional Materials Sub-Fund		\$0.00	\$2,000.00	\$0.00	\$0.00	\$2,000.00	0.00
21000-3100-53330-0000-001016-0000	Food Services Operations-Professional Development	\$0.00	\$0.00	\$32.37	\$0.00	(\$32.37)	0.00
21000-3100-56118-0000-001016-0000	Food Services Operations-General Supplies and Materials	\$0.00	\$1,500.00	\$24.87	\$975.13	\$500.00	1.65
Subtotal of Element: [Function] 3100 - Food Services Operations		\$0.00	\$1,500.00	\$57.24	\$975.13	\$467.63	3.82
Subtotal of Element: [Fund] 21000 - Food Services		\$0.00	\$1,500.00	\$57.24	\$975.13	\$467.63	3.82
24101-1000-51300-1010-001016-1411	Instruction-Additional Compensation	\$83.34	\$1,000.00	\$250.02	\$749.98	\$0.00	25.00
24101-1000-52111-0000-001016-0000	Instruction-Educational Retirement	\$12.62	\$149.00	\$37.86	\$113.58	(\$2.44)	25.40
24101-1000-52112-0000-001016-0000	Instruction-ERA - Retiree Health	\$1.66	\$30.00	\$4.98	\$14.94	\$10.08	16.60
24101-1000-52210-0000-001016-0000	Instruction-FICA Payments	\$4.46	\$62.00	\$13.42	\$40.14	\$8.44	21.64
24101-1000-52220-0000-001016-0000	Instruction-Medicare Payments	\$1.04	\$15.00	\$3.12	\$9.36	\$2.52	20.80
24101-1000-52500-0000-001016-0000	Instruction-Unemployment Compensation	\$0.00	\$0.00	\$0.00	\$1.36	(\$1.36)	0.00
24101-1000-52710-0000-001016-0000	Instruction-Workers Compensation Premium	\$0.00	\$1.00	\$0.00	\$0.00	\$1.00	0.00
24101-1000-52720-0000-001016-0000	Instruction-Workers Compensation Employer's Fee	\$0.04	\$11.00	\$0.04	\$0.12	\$10.84	0.36
24101-1000-55915-1010-001016-0000	Instruction-Other Contract Services	\$3,206.88	\$16,226.00	\$4,576.48	\$11,457.91	\$191.61	28.20
24101-1000-56113-1010-001016-0000	Instruction-Software	\$0.00	\$13,250.00	\$8,100.00	\$250.00	\$4,900.00	61.13
Subtotal of Element: [Function] 1000 - Instruction		\$3,310.04	\$30,744.00	\$12,985.92	\$12,637.39	\$5,120.69	42.24
24101-2100-53711-0000-001016-0000	Support Services-Students-Other Charges	\$0.00	\$210.00	\$0.00	\$0.00	\$210.00	0.00
24101-2100-56118-0000-001016-0000	Support Services-Students-General Supplies and Materials	\$0.00	\$283.00	\$0.00	\$130.00	\$153.00	0.00
Subtotal of Element: [Function] 2100 - Support Services-Students		\$0.00	\$493.00	\$0.00	\$130.00	\$363.00	0.00

Subtotal of Element: [Fund] 24101 - Title I - IASA		\$3,310.04	\$31,237.00	\$12,985.92	\$12,767.39	\$5,483.69	41.57
24106-1000-51100-2000-001016-1412	Instruction-Salaries Expense	\$2,832.42	\$33,989.00	\$8,497.26	\$25,491.74	\$0.00	25.00
24106-1000-52111-0000-001016-0000	Instruction-Educational Retirement	\$429.10	\$4,809.00	\$1,287.30	\$3,861.94	(\$340.24)	26.76
24106-1000-52112-0000-001016-0000	Instruction-ERA - Retiree Health	\$56.66	\$679.00	\$169.98	\$509.92	(\$0.90)	25.03
24106-1000-52210-0000-001016-0000	Instruction-FICA Payments	\$175.16	\$2,107.00	\$525.48	\$1,576.59	\$4.93	24.93
24106-1000-52220-0000-001016-0000	Instruction-Medicare Payments	\$40.96	\$496.00	\$122.88	\$368.62	\$4.50	24.77
24106-1000-52312-0000-001016-0000	Instruction-Life	\$1.66	\$29.00	\$4.98	\$14.94	\$9.08	17.17
24106-1000-52313-0000-001016-0000	Instruction-Dental	\$10.84	\$646.00	\$32.52	\$97.56	\$515.92	5.03
24106-1000-52314-0000-001016-0000	Instruction-Vision	\$0.00	\$101.00	\$0.00	\$0.00	\$101.00	0.00
24106-1000-52315-0000-001016-0000	Instruction-Disability	\$9.44	\$0.00	\$28.32	\$84.96	(\$113.28)	0.00
24106-1000-52500-0000-001016-0000	Instruction-Unemployment Compensation	\$0.00	\$82.00	\$0.00	\$56.26	\$25.74	0.00
24106-1000-52710-0000-001016-0000	Instruction-Workers Compensation Premium	\$0.00	\$538.00	\$537.24	\$0.00	\$0.76	99.85
24106-1000-52720-0000-001016-0000	Instruction-Workers Compensation Employer's Fee	\$0.00	\$10.00	\$0.00	\$0.00	\$10.00	0.00
Subtotal of Element: [Function] 1000 - Instruction		\$3,556.24	\$43,486.00	\$11,205.96	\$32,062.53	\$217.51	25.77
24106-2100-53211-2000-001016-0000	Support Services-Students-Diagnosticians - Contracted	\$734.91	\$2,544.00	\$734.91	\$1,809.09	\$0.00	28.88
Subtotal of Element: [Function] 2100 - Support Services-Students		\$734.91	\$2,544.00	\$734.91	\$1,809.09	\$0.00	28.89
Subtotal of Element: [Fund] 24106 - Entitlement IDEA B		\$4,291.15	\$46,030.00	\$11,940.87	\$33,871.62	\$217.51	25.94
24153-1000-51300-1010-001016-1411	Instruction-Additional Compensation	\$22.00	\$0.00	\$88.00	\$578.19	(\$666.19)	0.00
24153-1000-52111-0000-001016-0000	Instruction-Educational Retirement	\$3.33	\$0.00	\$13.33	\$87.66	(\$100.99)	0.00
24153-1000-52112-0000-001016-0000	Instruction-ERA - Retiree Health	\$0.44	\$0.00	\$1.76	\$11.54	(\$13.30)	0.00
24153-1000-52210-0000-001016-0000	Instruction-FICA Payments	\$1.36	\$0.00	\$5.44	\$0.00	(\$5.44)	0.00
24153-1000-52220-0000-001016-0000	Instruction-Medicare Payments	\$0.32	\$0.00	\$1.27	\$0.00	(\$1.27)	0.00
24153-1000-52500-0000-001016-0000	Instruction-Unemployment Compensation	\$0.00	\$0.00	\$0.00	\$1.26	(\$1.26)	0.00
24153-1000-52720-0000-001016-0000	Instruction-Workers Compensation Employer's Fee	\$0.00	\$0.00	\$0.00	\$0.09	(\$0.09)	0.00
24153-1000-56118-1010-001016-0000	Instruction-General Supplies and Materials	\$0.00	\$875.00	\$0.00	\$0.00	\$875.00	0.00
Subtotal of Element: [Function] 1000 - Instruction		\$27.45	\$875.00	\$109.80	\$678.74	\$86.46	12.55
Subtotal of Element: [Fund] 24153 - English Language Acquisition		\$27.45	\$875.00	\$109.80	\$678.74	\$86.46	12.55
24154-1000-51300-1010-001016-1411	Instruction-Additional Compensation	\$870.00	\$2,000.00	\$870.00	\$0.00	\$1,130.00	43.50
24154-1000-52111-0000-001016-0000	Instruction-Educational Retirement	\$37.88	\$0.00	\$113.64	\$340.91	(\$454.55)	0.00
24154-1000-52112-0000-001016-0000	Instruction-ERA - Retiree Health	\$5.00	\$0.00	\$15.00	\$45.00	(\$60.00)	0.00
24154-1000-52210-0000-001016-0000	Instruction-FICA Payments	\$14.42	\$0.00	\$43.32	\$129.78	(\$173.10)	0.00
24154-1000-52220-0000-001016-0000	Instruction-Medicare Payments	\$3.36	\$0.00	\$10.10	\$30.24	(\$40.34)	0.00
24154-1000-52500-0000-001016-0000	Instruction-Unemployment Compensation	\$0.00	\$0.00	\$0.00	\$4.57	(\$4.57)	0.00
24154-1000-52720-0000-001016-0000	Instruction-Workers Compensation Employer's Fee	\$0.11	\$0.00	\$0.11	\$0.33	(\$0.44)	0.00
24154-1000-53330-1010-001016-0000	Instruction-Professional Development	(\$620.00)	\$3,114.00	\$0.00	\$4,108.00	(\$994.00)	0.00
Subtotal of Element: [Function] 1000 - Instruction		\$310.77	\$5,114.00	\$1,052.17	\$4,658.83	(\$597.00)	20.57
Subtotal of Element: [Fund] 24154 - Teacher/Principal Training & Recruitment		\$310.77	\$5,114.00	\$1,052.17	\$4,658.83	(\$597.00)	20.57
24174-1000-56118-1010-001016-0000	Instruction-General Supplies and Materials	\$0.00	\$4,208.00	\$0.00	\$0.00	\$4,208.00	0.00
Subtotal of Element: [Function] 1000 - Instruction		\$0.00	\$4,208.00	\$0.00	\$0.00	\$4,208.00	0.00
Subtotal of Element: [Fund] 24174 - Carl D Perkins Secondary - Current		\$0.00	\$4,208.00	\$0.00	\$0.00	\$4,208.00	0.00
24308-1000-51100-1010-001016-1411	Instruction-Salaries Expense	\$0.00	\$73,887.00	\$0.00	\$0.00	\$73,887.00	0.00
24308-1000-52111-0000-001016-0000	Instruction-Educational Retirement	\$0.00	\$7,075.00	\$0.00	\$0.00	\$7,075.00	0.00
24308-1000-52112-0000-001016-0000	Instruction-ERA - Retiree Health	\$0.00	\$1,000.00	\$0.00	\$0.00	\$1,000.00	0.00
24308-1000-52210-0000-001016-0000	Instruction-FICA Payments	\$0.00	\$3,100.00	\$0.00	\$0.00	\$3,100.00	0.00
24308-1000-52220-0000-001016-0000	Instruction-Medicare Payments	\$0.00	\$725.00	\$0.00	\$0.00	\$725.00	0.00
24308-1000-52312-0000-001016-0000	Instruction-Life	\$0.00	\$29.00	\$0.00	\$0.00	\$29.00	0.00
24308-1000-52500-0000-001016-0000	Instruction-Unemployment Compensation	\$0.00	\$82.00	\$0.00	\$0.00	\$82.00	0.00
24308-1000-52710-0000-001016-0000	Instruction-Workers Compensation Premium	\$0.00	\$790.00	\$0.00	\$0.00	\$790.00	0.00
24308-1000-52720-0000-001016-0000	Instruction-Workers Compensation Employer's Fee	\$0.00	\$10.00	\$0.00	\$0.00	\$10.00	0.00
24308-1000-53330-1010-001016-0000	Instruction-Professional Development	\$0.00	\$0.00	\$1,200.00	\$0.00	(\$1,200.00)	0.00

24308-1000-55915-1010-001016-0000	Instruction-Other Contract Services	\$1,202.58	\$0.00	\$0.00	\$0.00	\$0.00	0.00
24308-1000-56113-1010-001016-0000	Instruction-Software	\$545.40	\$0.00	\$25,545.40	\$0.00	(\$25,545.40)	0.00
24308-1000-56113-4020-001016-0000	Instruction-Software	\$0.00	\$21,800.00	\$0.00	\$0.00	\$21,800.00	0.00
24308-1000-57332-1010-001016-0000	Instruction-Supply Assets (\$5,000 or Less)	\$0.00	\$36,250.00	\$448.80	\$57.95	\$35,743.25	1.23
Subtotal of Element: [Function] 1000 - Instruction		\$1,747.98	\$144,748.00	\$27,194.20	\$57.95	\$117,495.85	18.79
24308-2100-53218-4025-001016-0000	Support Services-Students-Specialists - Contracted	\$0.00	\$30,000.00	\$0.00	\$0.00	\$30,000.00	0.00
Subtotal of Element: [Function] 2100 - Support Services-Students		\$0.00	\$30,000.00	\$0.00	\$0.00	\$30,000.00	0.00
24308-2400-51100-0000-001016-1211	Support Services-School Administration-Salaries Expense	\$2,142.86	\$0.00	\$8,571.44	\$36,428.56	(\$45,000.00)	0.00
24308-2400-52111-0000-001016-0000	Support Services-School Administration-Educational Retirement	\$324.64	\$0.00	\$1,298.56	\$5,518.87	(\$6,817.43)	0.00
24308-2400-52112-0000-001016-0000	Support Services-School Administration-ERA - Retiree Health	\$42.86	\$0.00	\$171.44	\$728.62	(\$900.06)	0.00
24308-2400-52210-0000-001016-0000	Support Services-School Administration-FICA Payments	\$132.78	\$0.00	\$531.12	\$2,257.26	(\$2,788.38)	0.00
24308-2400-52220-0000-001016-0000	Support Services-School Administration-Medicare Payments	\$31.05	\$0.00	\$124.20	\$527.85	(\$652.05)	0.00
24308-2400-52312-0000-001016-0000	Support Services-School Administration-Life	\$1.32	\$0.00	\$5.28	\$23.76	(\$29.04)	0.00
24308-2400-52314-0000-001016-0000	Support Services-School Administration-Vision	\$1.88	\$0.00	\$7.52	\$33.84	(\$41.36)	0.00
24308-2400-52500-0000-001016-0000	Support Services-School Administration-Unemployment Compensation	\$7.07	\$0.00	\$28.28	\$82.03	(\$110.31)	0.00
24308-2400-52720-0000-001016-0000	Support Services-School Administration-Workers Compensation Employer's Fee	\$0.00	\$0.00	\$2.30	\$6.90	(\$9.20)	0.00
Subtotal of Element: [Function] 2400 - Support Services-School Administration		\$2,684.46	\$0.00	\$10,740.14	\$45,607.69	(\$56,347.83)	0.00
24308-2600-56118-0000-001016-0000	Operation & Maintenance of Plant-General Supplies and Materials	\$122.32	\$0.00	\$122.32	\$350.28	(\$472.60)	0.00
24308-2600-57332-0000-001016-0000	Operation & Maintenance of Plant-Supply Assets (\$5,000 or Less)	\$60,506.05	\$0.00	\$61,540.15	\$0.00	(\$61,540.15)	0.00
Subtotal of Element: [Function] 2600 - Operation & Maintenance of Plant		\$60,628.37	\$0.00	\$61,662.47	\$350.28	(\$62,012.75)	0.00
Subtotal of Element: [Fund] 24308 - ESSER II CBDEA		\$65,060.81	\$174,748.00	\$99,596.81	\$46,015.92	\$29,135.27	56.99
24330-1000-51300-1010-001016-0000	Instruction-Additional Compensation	\$150.00	\$0.00	\$150.00	\$0.00	(\$150.00)	0.00
24330-1000-52111-0000-001016-0000	Instruction-Educational Retirement	\$22.73	\$0.00	\$22.73	\$0.00	(\$22.73)	0.00
24330-1000-52112-0000-001016-0000	Instruction-ERA - Retiree Health	\$3.00	\$0.00	\$3.00	\$0.00	(\$3.00)	0.00
24330-1000-52210-0000-001016-0000	Instruction-FICA Payments	\$9.28	\$0.00	\$9.28	\$0.00	(\$9.28)	0.00
24330-1000-52220-0000-001016-0000	Instruction-Medicare Payments	\$2.16	\$0.00	\$2.16	\$0.00	(\$2.16)	0.00
24330-1000-52720-0000-001016-0000	Instruction-Workers Compensation Employer's Fee	\$0.07	\$0.00	\$0.07	\$0.00	(\$0.07)	0.00
Subtotal of Element: [Function] 1000 - Instruction		\$187.24	\$0.00	\$187.24	\$0.00	(\$187.24)	0.00
Subtotal of Element: [Fund] 24330 - ESSER III - APDA		\$187.24	\$0.00	\$187.24	\$0.00	(\$187.24)	0.00
25205-1000-51100-1010-001016-1411	Instruction-Salaries Expense	\$4,980.33	\$25,000.00	\$13,987.33	\$0.00	\$11,012.67	55.94
25205-1000-51300-1010-001016-1411	Instruction-Additional Compensation	\$264.46	\$14,152.00	\$683.38	\$1,973.46	\$11,495.16	4.82
25205-1000-52111-0000-001016-0000	Instruction-Educational Retirement	\$774.58	\$4,015.00	\$2,179.26	\$0.00	\$1,835.74	54.27
25205-1000-52112-0000-001016-0000	Instruction-ERA - Retiree Health	\$102.26	\$568.00	\$287.70	\$0.00	\$280.30	50.65
25205-1000-52210-0000-001016-0000	Instruction-FICA Payments	\$277.12	\$1,759.00	\$768.00	\$129.68	\$861.32	43.66
25205-1000-52220-0000-001016-0000	Instruction-Medicare Payments	\$64.81	\$411.00	\$179.60	\$30.40	\$201.00	43.69
25205-1000-52311-0000-001016-0000	Instruction-Health and Medical Premiums	\$1,102.74	\$1,057.00	\$3,245.80	\$0.00	(\$2,188.80)	307.07
25205-1000-52312-0000-001016-0000	Instruction-Life	\$2.64	\$58.00	\$7.92	\$0.00	\$50.08	13.65
25205-1000-52313-0000-001016-0000	Instruction-Dental	\$51.32	\$432.00	\$153.96	\$0.00	\$278.04	35.63
25205-1000-52314-0000-001016-0000	Instruction-Vision	\$8.48	\$90.00	\$25.44	\$0.00	\$64.56	28.26
25205-1000-52500-0000-001016-0000	Instruction-Unemployment Compensation	\$0.44	\$164.00	\$0.95	\$6.97	\$156.08	0.57
25205-1000-52710-0000-001016-0000	Instruction-Workers Compensation Premium	\$0.00	\$449.00	\$854.20	\$0.00	(\$405.20)	190.24
25205-1000-52720-0000-001016-0000	Instruction-Workers Compensation Employer's Fee	\$4.60	\$20.00	\$4.60	\$6.90	\$8.50	23.00
25205-1000-53711-1010-001016-0000	Instruction-Other Charges	\$664.58	\$0.00	\$664.58	\$171.68	(\$836.26)	0.00
25205-1000-55813-1010-001016-0000	Instruction-Employee Travel - Non-Teachers	\$0.00	\$6,900.00	\$0.00	\$0.00	\$6,900.00	0.00
25205-1000-55817-1010-001016-0000	Instruction-Student Travel	\$736.00	\$7,000.00	\$736.00	\$0.00	\$6,264.00	10.51
25205-1000-55915-1010-001016-0000	Instruction-Other Contract Services	\$0.00	\$23,225.00	\$0.00	\$0.00	\$23,225.00	0.00
25205-1000-56118-1010-001016-0000	Instruction-General Supplies and Materials	\$0.00	\$7,000.00	\$361.60	\$11.99	\$6,626.41	5.16
Subtotal of Element: [Function] 1000 - Instruction		\$9,034.36	\$92,300.00	\$24,140.32	\$2,331.08	\$65,828.60	26.15
25205-2100-51100-0000-001016-1211	Support Services-Students-Salaries Expense	\$5,638.92	\$0.00	\$19,736.22	\$47,930.78	(\$67,667.00)	0.00

25205-2100-51100-2000-001016-1211	Support Services-Students-Salaries Expense	\$0.00	\$85,000.00	\$0.00	\$0.00	\$85,000.00	0.00
25205-2100-51300-2000-001016-1211	Support Services-Students-Additional Compensation	\$0.00	\$8,056.00	\$0.00	\$0.00	\$8,056.00	0.00
25205-2100-52111-0000-001016-0000	Support Services-Students-Educational Retirement	\$854.30	\$14,692.00	\$2,961.85	\$7,261.54	\$4,468.61	20.15
25205-2100-52112-0000-001016-0000	Support Services-Students-ERA - Retiree Health	\$112.78	\$2,077.00	\$394.73	\$958.63	\$723.64	19.00
25205-2100-52210-0000-001016-0000	Support Services-Students-FICA Payments	\$332.48	\$6,438.00	\$1,165.06	\$2,826.08	\$2,446.86	18.09
25205-2100-52220-0000-001016-0000	Support Services-Students-Medicare Payments	\$77.76	\$1,349.00	\$272.49	\$660.96	\$415.55	20.19
25205-2100-52311-0000-001016-0000	Support Services-Students-Health and Medical Premiums	\$393.82	\$0.00	\$1,159.18	\$3,544.38	(\$4,703.56)	0.00
25205-2100-52312-0000-001016-0000	Support Services-Students-Life	\$2.64	\$3,365.00	\$7.92	\$23.76	\$3,333.32	0.23
25205-2100-52313-0000-001016-0000	Support Services-Students-Dental	\$17.16	\$0.00	\$51.48	\$154.44	(\$205.92)	0.00
25205-2100-52314-0000-001016-0000	Support Services-Students-Vision	\$3.76	\$0.00	\$11.28	\$33.84	(\$45.12)	0.00
25205-2100-52315-0000-001016-0000	Support Services-Students-Disability	\$19.34	\$0.00	\$58.02	\$174.06	(\$232.08)	0.00
25205-2100-52500-0000-001016-0000	Support Services-Students-Unemployment Compensation	\$0.53	\$328.00	\$44.84	\$70.87	\$212.29	13.67
25205-2100-52710-0000-001016-0000	Support Services-Students-Workers Compensation Premium	\$0.00	\$1,642.00	\$1,069.55	\$0.00	\$572.45	65.13
25205-2100-52720-0000-001016-0000	Support Services-Students-Workers Compensation Employer's Fee	\$0.00	\$40.00	\$6.90	\$0.00	\$33.10	17.25
25205-2100-53711-0000-001016-0000	Support Services-Students-Other Charges	\$0.00	\$3,000.00	\$0.00	\$0.00	\$3,000.00	0.00
Subtotal of Element: [Function] 2100 - Support Services-Students		\$7,453.49	\$125,987.00	\$26,939.52	\$63,639.34	\$35,408.14	21.38
Subtotal of Element: [Fund] 25205 - GEAR UP		\$16,487.85	\$218,287.00	\$51,079.84	\$65,970.42	\$101,236.74	23.40
27107-2200-56114-0000-001016-0000	Support Services-Instruction-Library And Audio-Visual	\$263.18	\$2,780.00	\$263.18	\$11.32	\$2,505.50	9.46
Subtotal of Element: [Function] 2200 - Support Services-Instruction		\$263.18	\$2,780.00	\$263.18	\$11.32	\$2,505.50	9.47
Subtotal of Element: [Fund] 27107 - Literacy For Children @ Risk RED		\$263.18	\$2,780.00	\$263.18	\$11.32	\$2,505.50	9.47
31200-4000-54610-0000-001016-0000	Capital Outlay-Renting Land and Buildings	\$0.00	\$0.00	\$0.00	\$84,608.00	(\$84,608.00)	0.00
Subtotal of Element: [Function] 4000 - Capital Outlay		\$0.00	\$0.00	\$0.00	\$84,608.00	(\$84,608.00)	0.00
Subtotal of Element: [Fund] 31200 - Public School Capital Outlay		\$0.00	\$0.00	\$0.00	\$84,608.00	(\$84,608.00)	0.00
31600-4000-54640-0000-001016-0000	Capital Outlay-Rentals - Lease to Purchase	\$0.00	\$636,803.00	\$0.00	\$0.00	\$636,803.00	0.00
Subtotal of Element: [Function] 4000 - Capital Outlay		\$0.00	\$636,803.00	\$0.00	\$0.00	\$636,803.00	0.00
Subtotal of Element: [Fund] 31600 - Capital Improvements SB-22		\$0.00	\$636,803.00	\$0.00	\$0.00	\$636,803.00	0.00
31701-4000-54315-0000-001016-0000	Capital Outlay-Maintenance & Repair - Bldgs/Grnds/Equipment (SB-9)	\$0.00	\$0.00	\$0.00	\$2,600.00	(\$2,600.00)	0.00
31701-4000-54640-0000-001016-0000	Capital Outlay-Rentals - Lease to Purchase	\$0.00	\$46,763.00	\$0.00	\$0.00	\$46,763.00	0.00
31701-4000-56113-0000-001016-0000	Capital Outlay-Software	\$1,840.76	\$4,850.00	\$1,840.76	\$0.00	\$3,009.24	37.95
31701-4000-56118-0000-001016-0000	Capital Outlay-General Supplies and Materials	\$0.00	\$100,000.00	\$0.00	\$0.00	\$100,000.00	0.00
31701-4000-57332-0000-001016-0000	Capital Outlay-Supply Assets (\$5,000 or Less)	\$0.00	\$112,114.00	\$0.00	\$7,091.89	\$105,022.11	0.00
Subtotal of Element: [Function] 4000 - Capital Outlay		\$1,840.76	\$263,727.00	\$1,840.76	\$9,691.89	\$252,194.35	0.70
Subtotal of Element: [Fund] 31701 - Capital Improvements SB-9 Local		\$1,840.76	\$263,727.00	\$1,840.76	\$9,691.89	\$252,194.35	0.70
31703-4000-57332-0000-001016-0000	Capital Outlay-Supply Assets (\$5,000 or Less)	\$0.00	\$8,296.00	\$0.00	\$0.00	\$8,296.00	0.00
Subtotal of Element: [Function] 4000 - Capital Outlay		\$0.00	\$8,296.00	\$0.00	\$0.00	\$8,296.00	0.00
Subtotal of Element: [Fund] 31703 - SB-9 State Match		\$0.00	\$8,296.00	\$0.00	\$0.00	\$8,296.00	0.00
Grand Total		\$256,212.41	\$3,327,443.00	\$733,216.54	\$1,490,456.63	\$1,103,769.83	22.04

Albuquerque Talent Development Academy

Rollup Report

Cycle: FY2021-2022; 1st Detail Element: Object; 1st Detail Level: Highest; 2nd Detail Element: None; 2nd Detail Level: None; 3rd Detail Element: None; 3rd Detail Level: None; 4th Detail Element: None; 4th Detail Level: None; 5th Detail Element: None; 5th Detail Level: None; Account Expression: ((Object) > "51000") : 1st Subtotal Element: Fund; 1st Subtotal Rollup Level: Lowest; 2nd Subtotal Element: None; 2nd Subtotal Rollup Level: None; 3rd Subtotal

Object	Actuals (Selected Range)	Adopted Budget	Current Budget	Actuals (YTD)	Encumbrances (YTD)	Available	% of Budget
51000 - Personnel Services - Compensation	\$83,795.96	\$994,280.00	\$994,280.00	\$255,116.14	\$706,829.35	\$32,334.51	25.66
52000 - Personnel Services - Employee Benefits	\$26,952.07	\$327,959.00	\$327,959.00	\$97,563.19	\$221,150.77	\$9,245.04	29.75
53000 - Purchased Professional and Technical Services	\$17,659.70	\$209,652.00	\$209,652.00	\$33,019.57	\$85,438.06	\$91,194.37	15.75
54000 - Purchased Property Services	\$30,359.60	\$256,282.00	\$256,282.00	\$108,172.07	\$146,561.48	\$1,548.45	42.21
55000 - Other Purchased Services	\$4,446.45	\$106,365.00	\$106,365.00	\$40,383.23	\$60,876.05	\$5,105.72	37.97
56000 - Supplies	\$977.45	\$36,300.00	\$36,300.00	\$19,326.59	\$6,322.59	\$10,650.82	53.24
57000 - Property	\$241.93	\$1,000.00	\$1,000.00	\$521.92	\$4,029.07	(\$3,550.99)	52.19
Subtotal of Element: [Fund] 11000 - Operational	\$164,433.16	\$1,931,838.00	\$1,931,838.00	\$554,102.71	\$1,231,207.37	\$146,527.92	
51000 - Personnel Services - Compensation	\$83.34	\$1,000.00	\$1,000.00	\$250.02	\$749.98	\$0.00	25.00
52000 - Personnel Services - Employee Benefits	\$19.82	\$268.00	\$268.00	\$59.42	\$179.50	\$29.08	22.17
53000 - Purchased Professional and Technical Services	\$0.00	\$210.00	\$210.00	\$0.00	\$0.00	\$210.00	0.00
55000 - Other Purchased Services	\$3,206.88	\$16,226.00	\$16,226.00	\$4,576.48	\$11,457.91	\$191.61	28.20
56000 - Supplies	\$0.00	\$13,533.00	\$13,533.00	\$8,100.00	\$380.00	\$5,053.00	59.85
Subtotal of Element: [Fund] 24101 - Title I - IASA	\$3,310.04	\$31,237.00	\$31,237.00	\$12,985.92	\$12,767.39	\$5,483.69	
51000 - Personnel Services - Compensation	\$2,832.42	\$33,989.00	\$33,989.00	\$8,497.26	\$25,491.74	\$0.00	25.00
52000 - Personnel Services - Employee Benefits	\$723.82	\$9,497.00	\$9,497.00	\$2,708.70	\$6,570.79	\$217.51	28.52
53000 - Purchased Professional and Technical Services	\$734.91	\$2,544.00	\$2,544.00	\$734.91	\$1,809.09	\$0.00	28.89
Subtotal of Element: [Fund] 24106 - Entitlement IDEA-B	\$4,291.15	\$46,030.00	\$46,030.00	\$11,940.87	\$33,871.62	\$217.51	
51000 - Personnel Services - Compensation	\$22.00		\$0.00	\$88.00	\$578.19	(\$666.19)	
52000 - Personnel Services - Employee Benefits	\$5.45		\$0.00	\$21.80	\$100.55	(\$122.35)	
56000 - Supplies	\$0.00	\$875.00	\$875.00	\$0.00	\$0.00	\$875.00	0.00
Subtotal of Element: [Fund] 24153 - English Language Acquisition	\$27.45	\$875.00	\$875.00	\$109.80	\$678.74	\$86.46	
51000 - Personnel Services - Compensation	\$870.00	\$2,000.00	\$2,000.00	\$870.00	\$0.00	\$1,130.00	43.50
52000 - Personnel Services - Employee Benefits	\$60.77		\$0.00	\$182.17	\$550.83	(\$733.00)	
53000 - Purchased Professional and Technical Services	(\$620.00)	\$3,114.00	\$3,114.00	\$0.00	\$4,108.00	(\$994.00)	0.00
Subtotal of Element: [Fund] 24154 - Teacher/Principal Training & Recruiting	\$310.77	\$5,114.00	\$5,114.00	\$1,052.17	\$4,658.83	(\$597.00)	
51000 - Personnel Services - Compensation	\$2,142.86	\$73,887.00	\$73,887.00	\$8,571.44	\$36,428.56	\$28,887.00	11.60
52000 - Personnel Services - Employee Benefits	\$541.60	\$12,811.00	\$12,811.00	\$2,168.70	\$9,179.13	\$1,463.17	16.93
53000 - Purchased Professional and Technical Services	\$0.00	\$30,000.00	\$30,000.00	\$1,200.00	\$0.00	\$28,800.00	4.00
55000 - Other Purchased Services	\$1,202.58		\$0.00	\$0.00	\$0.00	\$0.00	
56000 - Supplies	\$667.72	\$21,800.00	\$21,800.00	\$25,667.72	\$350.28	(\$4,218.00)	117.74
57000 - Property	\$60,506.05	\$36,250.00	\$36,250.00	\$61,988.95	\$57.95	(\$25,796.90)	171.00
Subtotal of Element: [Fund] 24308 - ESSER II CRRSA	\$65,060.81	\$174,748.00	\$174,748.00	\$99,596.81	\$46,015.92	\$29,135.27	
51000 - Personnel Services - Compensation	\$150.00		\$0.00	\$150.00	\$0.00	(\$150.00)	
52000 - Personnel Services - Employee Benefits	\$37.24		\$0.00	\$37.24	\$0.00	(\$37.24)	
Subtotal of Element: [Fund] 24330 - ESSER III - ARPA	\$187.24		\$0.00	\$187.24	\$0.00	(\$187.24)	
51000 - Personnel Services - Compensation	\$10,883.71	\$132,208.00	\$132,208.00	\$34,406.93	\$49,904.24	\$47,896.83	26.02
52000 - Personnel Services - Employee Benefits	\$4,203.56	\$38,954.00	\$38,954.00	\$14,910.73	\$15,882.51	\$8,160.76	38.28
53000 - Purchased Professional and Technical Services	\$664.58	\$3,000.00	\$3,000.00	\$664.58	\$171.68	\$2,163.74	22.15
55000 - Other Purchased Services	\$736.00	\$37,125.00	\$37,125.00	\$736.00	\$0.00	\$36,389.00	1.98
56000 - Supplies	\$0.00	\$7,000.00	\$7,000.00	\$361.60	\$11.99	\$6,626.41	5.17
Subtotal of Element: [Fund] 25205 - GEAR UP	\$16,487.85	\$218,287.00	\$218,287.00	\$51,079.84	\$65,970.42	\$101,236.74	
53000 - Purchased Professional and Technical Services	\$0.00	\$0.00	\$0.00	\$32.37	\$0.00	(\$32.37)	
56000 - Supplies	\$0.00	\$1,500.00	\$1,500.00	\$24.87	\$975.13	\$500.00	1.66
Subtotal of Element: [Fund] 21000 - Food Services	\$0.00	\$1,500.00	\$1,500.00	\$57.24	\$975.13	\$467.63	
53000 - Purchased Professional and Technical Services	\$0.00	\$636,803.00	\$636,803.00	\$0.00	\$0.00	\$636,803.00	0.00

Subtotal of Element: [Fund] 31600 - Capital Improvements HB-33	\$0.00	\$636,803.00	\$636,803.00	\$0.00	\$0.00	\$636,803.00	
53000 - Purchased Professional and Technical Services	\$0.00	\$46,763.00	\$46,763.00	\$0.00	\$0.00	\$46,763.00	0.00
54000 - Purchased Property Services	\$0.00		\$0.00	\$0.00	\$2,600.00	(\$2,600.00)	
56000 - Supplies	\$1,840.76	\$104,850.00	\$104,850.00	\$1,840.76	\$0.00	\$103,009.24	1.76
57000 - Property	\$0.00	\$112,114.00	\$112,114.00	\$0.00	\$7,091.89	\$105,022.11	0.00
Subtotal of Element: [Fund] 31701 - Capital Improvements SB-9 Local	\$1,840.76	\$263,727.00	\$263,727.00	\$1,840.76	\$9,691.89	\$252,194.35	
54000 - Purchased Property Services	\$0.00	\$0.00	\$0.00	\$0.00	\$84,608.00	(\$84,608.00)	
Subtotal of Element: [Fund] 31200 - Public School Capital Outlay	\$0.00	\$0.00	\$0.00	\$0.00	\$84,608.00	(\$84,608.00)	
56000 - Supplies	\$0.00	\$2,000.00	\$2,000.00	\$0.00	\$0.00	\$2,000.00	0.00
Subtotal of Element: [Fund] 14000 - Total Instructional Materials Sub-Fund	\$0.00	\$2,000.00	\$2,000.00	\$0.00	\$0.00	\$2,000.00	
56000 - Supplies	\$0.00	\$4,208.00	\$4,208.00	\$0.00	\$0.00	\$4,208.00	0.00
Subtotal of Element: [Fund] 24174 - Carl D Perkins Secondary - Current	\$0.00	\$4,208.00	\$4,208.00	\$0.00	\$0.00	\$4,208.00	
56000 - Supplies	\$263.18	\$2,780.00	\$2,780.00	\$263.18	\$11.32	\$2,505.50	9.47
Subtotal of Element: [Fund] 27107 - Literacy For Children @ Risk PED	\$263.18	\$2,780.00	\$2,780.00	\$263.18	\$11.32	\$2,505.50	
57000 - Property	\$0.00	\$8,296.00	\$8,296.00	\$0.00	\$0.00	\$8,296.00	0.00
Subtotal of Element: [Fund] 31703 - SB-9 State Match	\$0.00	\$8,296.00	\$8,296.00	\$0.00	\$0.00	\$8,296.00	
Grand Total	\$256,212.41	\$3,327,443.00	\$3,327,443.00	\$733,216.54	\$1,490,456.63	\$1,103,769.83	

Albuquerque Talent Development Academy

Voucher by Warrant with Date Range Report

Accounting Cycle: FY2021-2022; Voucher: [All]; Warrant Status: Non-Void; Order By: Voucher; Begin Date: 10/01/2021; End Date: 10/31/2021; Created On: 11/13/2021 1:39:15 PM

Warrant Date	Warrant Number	Vendor	Amount
10/18/2021	15702	NM Bank & Trust	\$1,471.36
10/19/2021	15648	3D Security Services Group, LLC	\$3,961.17
10/19/2021	15649	ACES	\$400.00
10/19/2021	15650	Adelante Development Center	\$83.44
10/19/2021	15651	Albuquerque Bernalillo County Water Utility Authority	\$1,025.97
10/19/2021	15652	APS / Transporation Mechanical Center	\$736.00
10/19/2021	15654	Century Link	\$152.18
10/19/2021	15655	CES	\$1,623.48
10/19/2021	15656	Crystal Springs	\$482.11
10/19/2021	15657	Delightex, Inc	\$59.34
10/19/2021	15658	EASi Therapy & Diagnostic Services	\$1,699.03
10/19/2021	15659	Follett School Solutions, Inc.	\$2,103.94
10/19/2021	15660	Gallegos, Isaiah	\$39.99
10/19/2021	15661	Garcia, Herman	\$1.84
10/19/2021	15662	Konica Minolta Premier	\$120.15
10/19/2021	15663	Lucero, Kari	\$62.85
10/19/2021	15664	Matthews Fox, PC	\$201.43
10/19/2021	15665	Mendonca, Melissa	\$214.58
10/19/2021	15666	Moss-Adams, LLP	\$13,875.42
10/19/2021	15667	Nursing Services	\$593.34
10/19/2021	15668	PNM	\$5,433.12
10/19/2021	15669	Sandia Office Supply	\$180.06
10/19/2021	15670	Saylor Family Trust, LLC	\$22,304.42
10/19/2021	15671	Staples Advantage	\$73.50
10/19/2021	15672	Unite Private Networks, LLC	\$112.27
10/19/2021	15673	Verizon Wireless	\$118.10
10/19/2021	15674	Bon Appetit Management Company	\$450.00
10/20/2021	15701	J and J Technical Services	\$611.28
10/28/2021	15675	Albuquerque Public Schools	\$620.00
10/28/2021	15676	CES	\$65,216.15
Sub Total			\$124,026.52

Albuquerque Talent Development Academy

Payroll Voucher Management Report

[Cycle Name]: "FY2021-2022"; Created On: 11/13/2021 2:34:37 PM

Voucher Status	Voucher Number	Voucher Date	Description	Voucher Total
Paid	2067	10/31/2021	SUTA for 2021 Q3	\$258.20
Paid	2068	10/31/2021	WC for 2021 Q3	\$103.20
Paid	2098	10/29/2021	EFTPS for 10/29/2021 - PR22-07	\$11,542.11
Paid	2101	10/29/2021	DD for 10/29/2021 - PR22-07	\$32,285.98
Paid	2086	10/15/2021	EFTPS for 10/15/2021 - PR22-06	\$11,333.04
Paid	2092	10/15/2021	DD for 10/15/2021 - PR22-06	\$31,499.31
Void	2102	10/14/2021	InvesTrust for 2021 10	\$0.00
Paid	2087	10/12/2021	ERB for 2021 09	\$25,278.73
Paid	2088	10/12/2021	Aflac for 2021 09	\$204.92
Paid	2089	10/12/2021	FFGA for 2021 09	\$42.30
Paid	2093	10/12/2021	CRS for 2021 09	\$2,647.14
Paid	2094	10/12/2021	InvesTrust for 2021 09	\$700.00
Paid	2085	10/07/2021	RHC for 2021 09	\$2,936.02
Paid	2084	10/06/2021	NMPSIA for 2021 10	\$13,683.54

Approved Date	Approved By
11/12/2021	Galindo, Whitney
11/12/2021	Galindo, Whitney
11/12/2021	Galindo, Whitney
11/12/2021	Galindo, Whitney
11/12/2021	Galindo, Whitney
11/12/2021	Galindo, Whitney
11/12/2021	Galindo, Whitney
10/13/2021	Galindo, Whitney
10/13/2021	Galindo, Whitney
10/13/2021	Galindo, Whitney
10/13/2021	Galindo, Whitney
10/13/2021	Galindo, Whitney
10/13/2021	Galindo, Whitney
11/12/2021	Galindo, Whitney