

ALBUQUERQUE TALENT DEVELOPMENT ACADEMY



1800 Atrisco Dr NW  
Albuquerque, NM 87120  
PHONE: 505-503-2465

# Executive Financial Report

As of September 30, 2021

## Financial Highlights

Key financial highlights are as follows:

- ATDA has a total of \$79,051.48 in negative fund balance among seven funds through September. Final FY21 RfRs have been requested and all were received as of September 30, 2021.
- ATDA spent 90% of its Operational budget.
- ATDA has the necessary minimum cash reserve to maintain acceptable liquidity coming into FY2021-2022.

## Governing Council Action Items

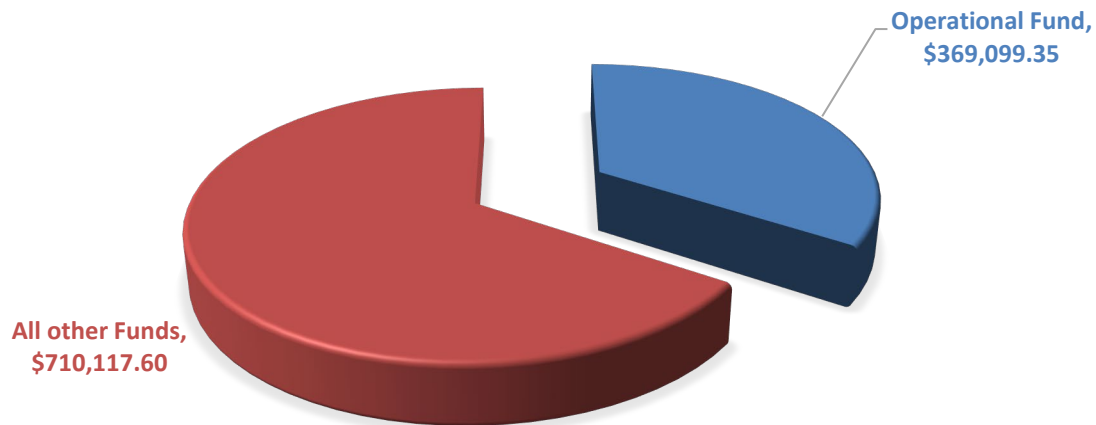
- I. **BUDGET**
  - BAR 0003-IB – Fund 31200 Lease Assistance
- II. **FINANCIAL STATEMENT REPORTS AS OF SEPTEMBER 30, 2021**
  - Balance Sheet Report
  - Statement of Revenues, Expenditures, and Changes in Fund Balance
  - Budget to Actual – Expenditure and Revenue
- IV. **BANK RECONCILIATION REPORT**
  - September 30, 2021
- V. **PAYROLL & ACCOUNTS PAYABLE PAYMENT VOUCHERS**
  - September 30, 2021

## Overview of Financial Position and Operations

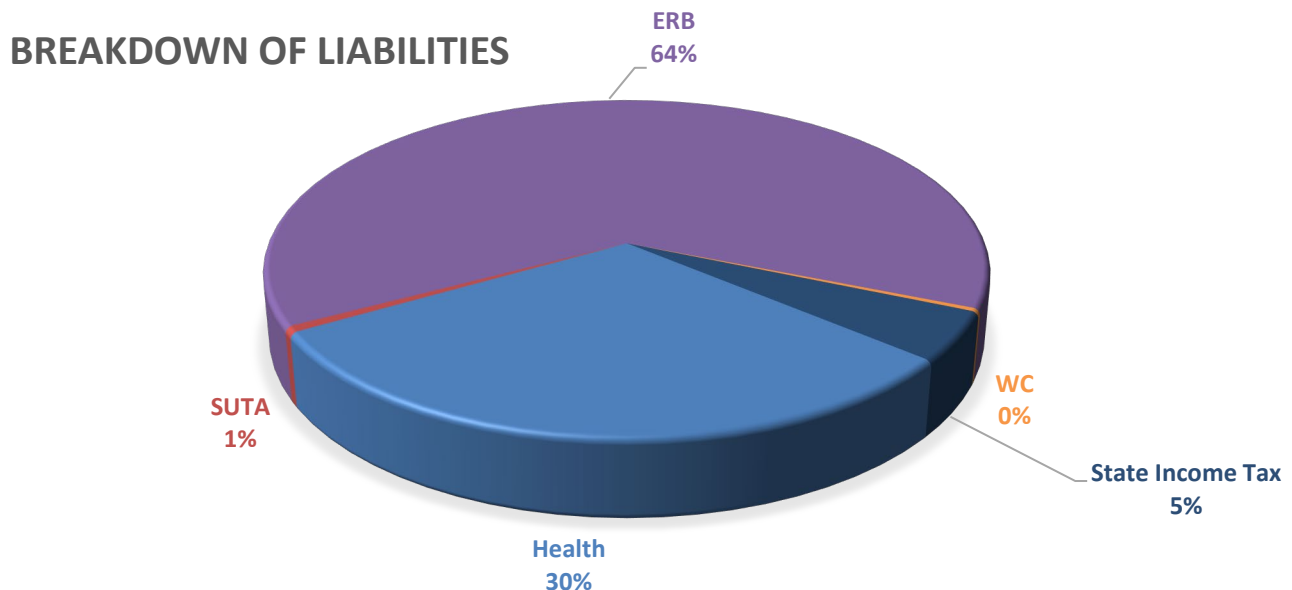
### Balance Sheet:

Albuquerque Talent Development Academy's only bank account reports the balance by fund totaling \$1,079,216.95 as of September 30, 2021. The Operational fund currently possesses approximately 34% of the cash of the school's funds.

### NM BANK & TRUST



There are currently five different liability accounts of which the largest is ERB at 64%. The total amounts for the liability balance is \$45,252.41.



## Income Statement:

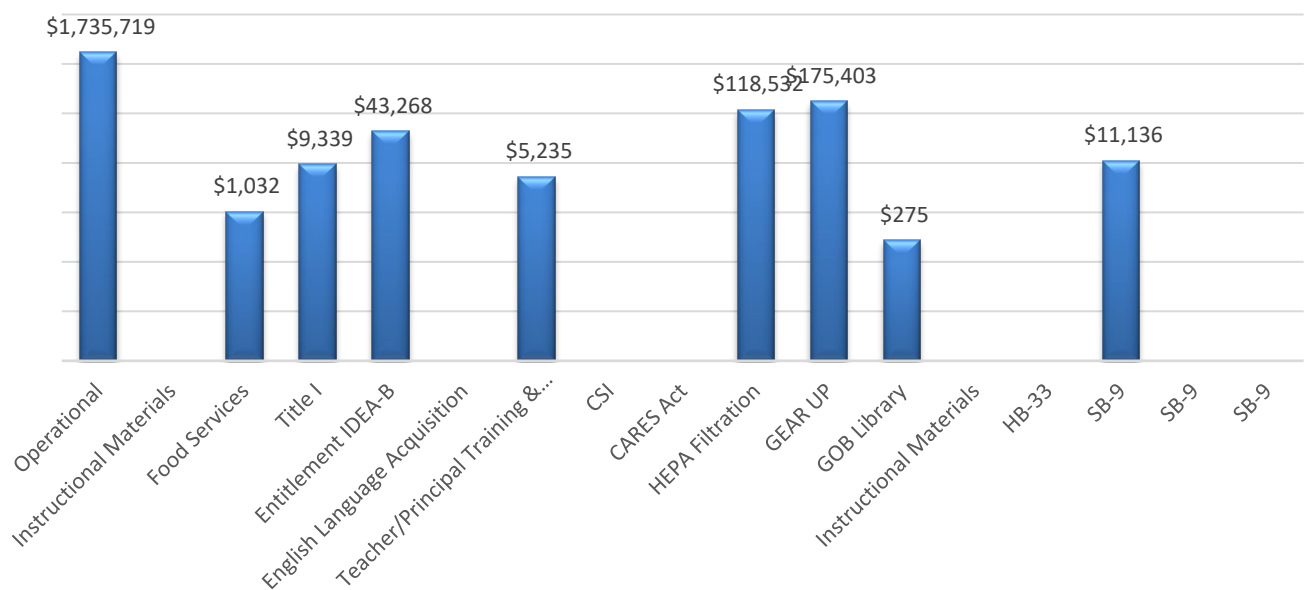
Albuquerque Talent Development Academy is heavily dependent on revenue from the Operational fund, which accounts for 70% of total revenues received as of September 30, 2021.

### Revenue



The majority of the expenditures were spent from the Operational fund at 83%. We cannot spend HB-33 until we are in Lease-Purchase Agreement.

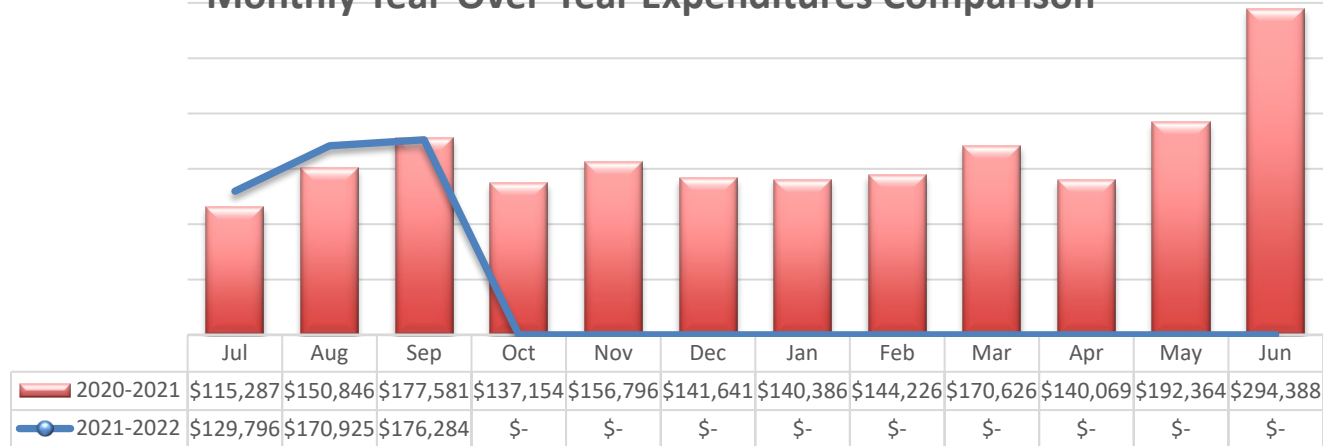
### Expenses



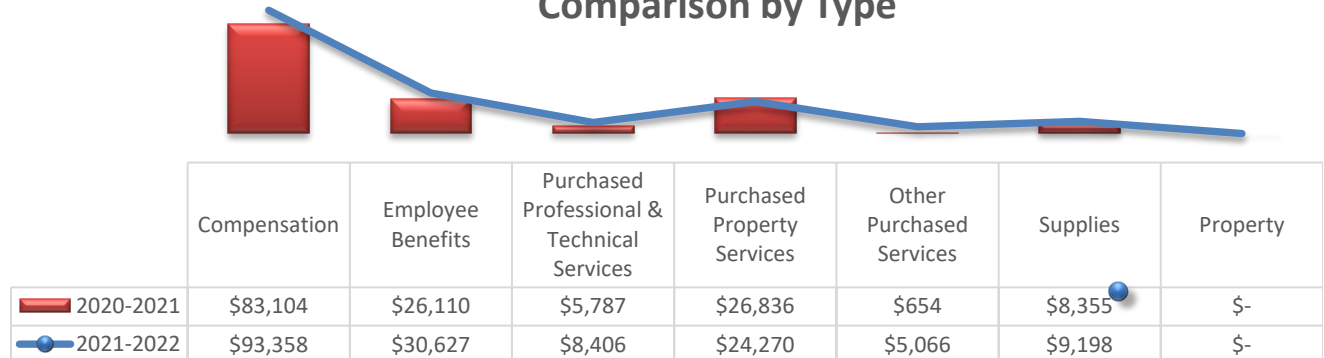
## Expenditure Analytical Review

There was a \$1,297 decrease in ATDA's monthly expenditures over last year's total monthly expenditures for September.

### Monthly Year-Over-Year Expenditures Comparison



### September Year-Over-Year Expenditures Comparison by Type

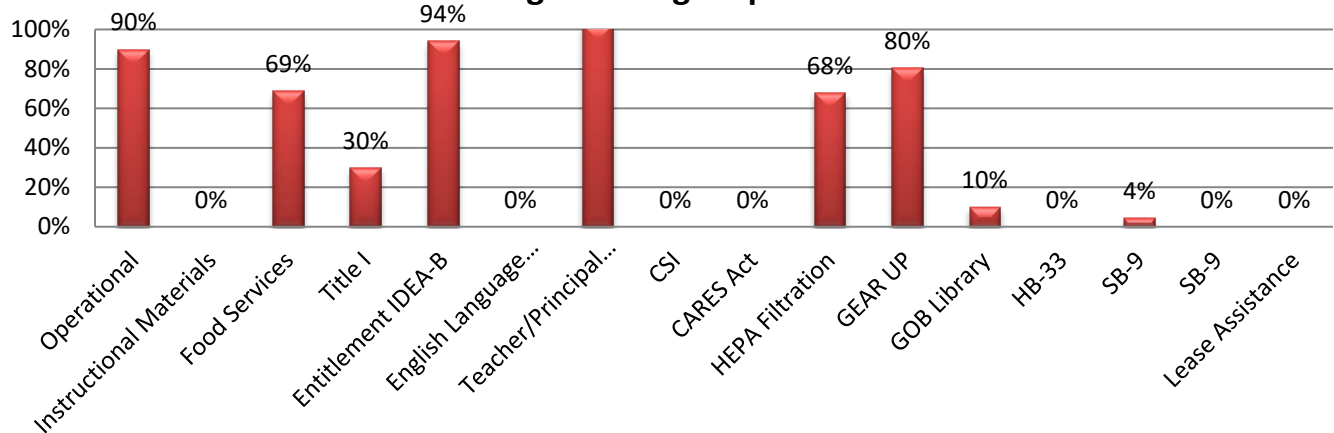


YoY	Sep	Total
Compensation	\$ 16,854	\$ 28,306
Employee Benefits	\$ 6,101	\$ 11,134
Purchased Professional & Technical Services	\$ (992)	\$ 2,843
Purchased Property Services	\$ 1,638	\$ (1,687)
Other Purchased Services	\$ 6,655	\$ 8,174
Supplies	\$ (33,316)	\$ (17,244)
Property	\$ 1,763	\$ 1,763
Debt Service and Miscellaneous	\$ -	\$ -
<b>Total</b>	<b>\$ (1,297)</b>	<b>\$ 33,290</b>

## Budget to Actual:

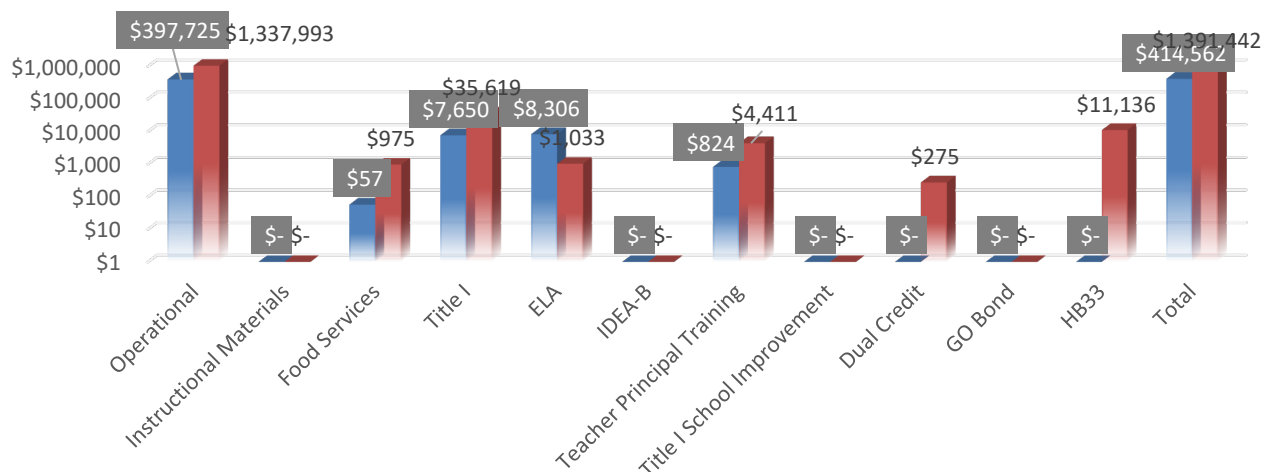
Percentage of budget spent includes actual and encumbered expenses. The dollar amounts are indicated on the second graph. The breakdown for actual versus encumbered is indicated in the third graph below.

### Percentage of Budget Spent



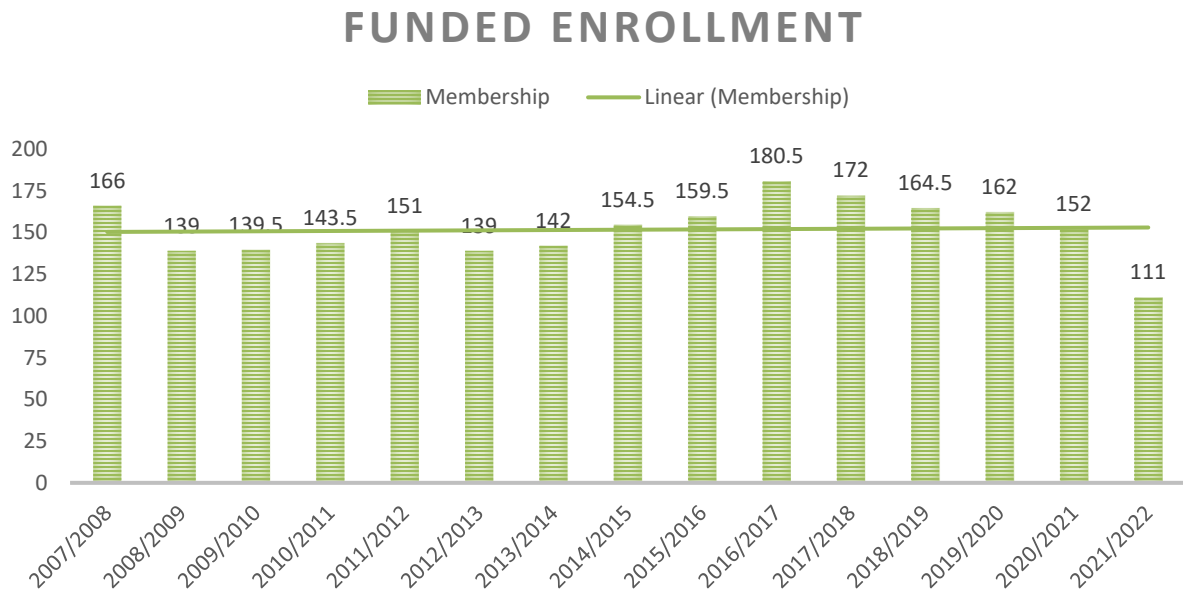
Fund	Fund Balance	Revenue			Expenditures		
Fund	Budgeted	Budget (YTD)	Actual (YTD)	Balance	Budget (YTD)	Actual + Enc (YTD)	Balance
Operational	\$ 284,127	\$ 1,646,838	\$ 412,370	\$ 1,234,468	\$ 1,931,838	\$ 1,735,719	\$ 196,119
Instructional Materials	\$ 3,869	0	0	\$ -	\$ 2,000	\$ -	\$ 2,000
Food Services	\$ 1,682	0	0	\$ -	\$ 1,500	\$ 1,032	\$ 468
Title I	\$ -	\$ 31,237	\$ 17,197	\$ 14,040	\$ 31,237	\$ 9,339	\$ 21,898
Entitlement IDEA-B	\$ -	\$ 46,030	\$ 35,480	\$ 10,550	\$ 46,030	\$ 43,268	\$ 2,762
English Language Acquisition	\$ -	\$ 875	\$ 148	\$ 727	\$ 875	\$ -	\$ 875
Teacher/Principal Training & Rec	\$ -	\$ 5,114	\$ 4,173	\$ 941	\$ 5,114	\$ 5,235	\$ (121)
CSI	\$ -	\$ 4,208	\$ -	\$ 4,208	\$ 4,208	\$ -	\$ 4,208
CARES Act	\$ -	\$ -	\$ 36,025	\$ (36,025)	0	\$ -	\$ -
HEPA Filtration	\$ -	\$ 174,748	\$ -	\$ 174,748	\$ 174,748	\$ 118,532	\$ 56,216
GEAR UP	\$ -	\$ 218,287	\$ 51,520	\$ 166,767	\$ 218,287	\$ 175,403	\$ 42,884
GOB Library	\$ -	\$ 2,780	\$ -	\$ 2,780	\$ 2,780	\$ 275	\$ 2,506
Instructional Materials	\$ 2,503	0	0	\$ -	0	\$ -	\$ -
HB-33	\$ 440,936	\$ 92,340	\$ 3,232	\$ 89,108	\$ 636,803	\$ -	\$ 636,803
SB-9	\$ -	\$ 46,763	\$ 1,623	\$ 45,140	\$ 263,727	\$ 11,136	\$ 252,591
SB-9	\$ 175,253	\$ 4,200	\$ -	\$ 4,200	\$ 8,296	\$ -	\$ 8,296
SB-9	\$ -	\$ -	\$ 28,397	\$ (28,397)	0	\$ -	\$ -
<b>Total</b>	<b>\$ 908,370</b>	<b>\$ 2,273,420</b>	<b>\$ 590,164</b>	<b>\$ 1,683,256</b>	<b>\$ 3,327,443</b>	<b>\$ 2,099,938</b>	<b>\$ 1,227,505</b>

### ACTUAL/ENCUMBERED EXPENSES



## Relevant Current Economic Factors, Decisions and Conditions

- ATDA will be funded on 111 students for 2021-2022; however, hold harmless provisions will hold our SEG consistent with January 1, 2021 amounts. Low enrollment will continue to increase burden on Operational fund because it causes other funding sources such as Lease Assistance to be reduced. Therefore, even if we are held harmless for this one fiscal year, we must increase enrollment to sustain long term.
- 60% Phase-out of the Small School Size Adjustment for FY22.
- Potential for moving facilities. Down payment will be from HB33/SB9 funds.
- LFC monitoring growing cash balances across schools in NM.



## Request for Information

This financial report is designed to provide various interested parties with a general overview of ATDA's finances. If you have any questions about this report or require additional information, contact ATDA's Finance Department as follows:

Whitney Galindo, Business Manager  
(505) 503-2465  
[whitneyg@atdacademy.org](mailto:whitneyg@atdacademy.org)

Physical and Mailing Address:  
1800 Atrisco Rd NW  
Albuquerque, NM 87120

Must submit backup for all BARs,  
except transfers of funds for SEG or  
direct grants

**STATE OF NEW MEXICO**  
**PUBLIC EDUCATION DEPARTMENT**  
**300 Don Gaspar Santa Fe, NM 87501-2786**  
**Budget Adjustment Request**

**Doc. ID:** 001-016-2122-0003-IB  
**Fund Type:** General Fund / Capital  
Outlay / Debt Service  
**Adjustment Type:** Initial Budget

**Fiscal Year:** 2021-2022

**Entity Name:** Albuquerque Talent Development

**Adjustment Changes Intent/Scope of Program Yes or No?:** No

**Contact:** Whitney Galindo, Business Manager

**Total Approved Budget (Flowthrough):**

**Phone:** 505-803-6781

**Email:** whitneyg@atdacademy.org

**FLOWTHROUGH ONLY**

**Budget Period:** Jul 1 2021 12:00AM

**To:** Jun 30 2022 12:00AM

**A. Approved Carryover:**

**B. Total Current Year Allocation:**

**D. Total Funding Available:**

Revenue 31200.0000.43209 \$84,608

Fund	Function	Object	Program	Job Class	Present Budget	Adj Amt Exp	Adj Budget	ADD'L FTE
31200 Public School Capital Outlay	4000 Capital Outlay	54610 Rental - Land and Buildings	0000 No Program	0000 No Job Class		\$84,608	\$84,608	
					Sub Total	\$84,608		
					Indirect Cost			
					DOC. TOTAL	\$84,608		

**Justification:**

FY22 Lease Assistance

Compliance with Sections 10-15-1 and 22-8-12, NMSA, 1978 Compilation:

A. The requested budget/changes were authorized at a scheduled Board of Education or Governance Council meeting open to the public on:

B. Justification for the transfer: Explanation such as "underbudgeted", "insufficient budget", or "needed to close out Project" ARE NOT ACCEPTABLE. Attach additional sheets if necessary.

ALL TRANSFER BARS MUST NET OUT TO ZERO ON THE DOC. TOTAL LINE.

**Approvals by Digital Signature**

<u>Name</u>	<u>Role</u>	<u>Date</u>
Whitney Galindo	Business Manager	10/15/2021 9:58:40 AM



# Albuquerque Talent Development Academy

## Bank Account Reconciliation Report (GL Reconciliation)

Accounting Cycle: FY2021-2022; Bank: NM Bank & Trust - ; Bank Account: 6186746 - Main Checking; Statement Date: 09/30/2021; Include Unposted

Transactions: No; Created On: 10/15/2021 10:10:45 AM

	Bank Reconciliation	+	Outstanding	=	ExpectedGL	-	ActualGL	1	=	Difference
Beginning Balance	\$1,097,065.39	+	(\$1,977.87)	=	\$1,095,087.52	-	\$1,095,087.52	=		\$0.00
Deposits/Debits	\$157,839.66	+	\$0.00	=	\$157,839.66	-	\$172,982.65	=		(\$15,142.99)
Withdrawals/Credits	(\$172,742.63)	+	(\$967.60)	=	(\$173,710.23)	-	(\$188,853.22)	=		\$15,142.99
Sub Total	\$1,082,162.42		(\$2,945.47)		\$1,079,216.95		\$1,079,216.95			\$0.00

# Albuquerque Talent Development Academy

## Balance Sheet Report

Cycle: FY2021-2022; Fund Class: [All]; Fund Columns: [All Non-Zero Funds]; Account Expression: ([Fund] >= "11000") ; Balance Date: 09/30/2021; Detail: No; Created On: 10/15/2021 11:03:31 AM

Description	11000	14000	21000	24101	24106	24153	24154	24190	24301	24308	25205	27107	27109	27125	31200	31600	31701	31703	90001	Total
11012 - NM Bank & Trust	#####	\$3,170.21	#####	(\$8,253.80)	(\$6,674.92)	\$0.00	(\$725.08)	\$1.19	(\$183.76)	#####	#####	#####	\$2,503.24	\$0.50	(\$0.01)	#####	#####	\$4,096.00	#####	#####
11031 - Cash on Hand	\$0.00	\$0.00	\$50.00	\$0.00	\$0.00	\$0.00	\$0.00	\$0.00	\$0.00	\$0.00	\$0.00	\$0.00	\$0.00	\$0.00	\$0.00	\$0.00	\$0.00	\$0.00	\$50.00	\$100.00
Subtotal of Account Type: Asset	#####	\$3,170.21	(\$57.15)	(\$8,253.80)	(\$6,674.92)	\$0.00	(\$725.08)	\$1.19	(\$183.76)	#####	#####	#####	\$2,503.24	\$0.50	(\$0.01)	#####	#####	\$4,096.00	\$0.00	#####
Subtotal of Account Group: Assets	#####	\$3,170.21	(\$57.15)	(\$8,253.80)	(\$6,674.92)	\$0.00	(\$725.08)	\$1.19	(\$183.76)	#####	#####	#####	\$2,503.24	\$0.50	(\$0.01)	#####	#####	\$4,096.00	\$0.00	#####
23124 - State Retirement System Contributions(Employee)	\$10,550.32	\$0.00	\$0.00	\$9.76	\$331.40	\$0.00	\$36.98	\$0.00	\$0.00	\$0.00	\$1,202.14	\$0.00	\$0.00	\$0.00	\$0.00	\$0.00	\$0.00	\$0.00	\$0.00	\$12,130.60
23125 - Health Insurance (Employee)	\$4,797.62	\$0.00	\$0.00	\$0.00	\$13.50	\$0.00	\$0.00	\$0.00	\$0.00	\$0.00	\$1,064.42	\$0.00	\$0.00	\$0.00	\$0.00	\$0.00	\$0.00	\$0.00	\$0.00	\$5,875.54
23126 - Unemployment Insurance	\$177.72	\$0.00	\$0.00	\$26.64	\$0.00	\$0.00	\$0.00	\$1.19	\$0.00	\$0.00	\$52.27	\$0.00	\$0.00	\$0.00	\$0.00	\$0.00	\$0.00	\$0.00	\$0.00	\$257.82
23127 - Workers' Compensation (Employee)	\$54.00	\$0.00	\$0.00	\$0.00	\$0.00	\$0.00	\$0.00	\$0.00	\$0.00	\$0.00	\$6.00	\$0.00	\$0.00	\$0.00	\$0.00	\$0.00	\$0.00	\$0.00	\$0.00	\$60.00
23134 - State Retirement System Contributions (Employer)	\$14,467.77	\$0.00	\$0.00	\$14.28	\$485.76	\$0.00	\$54.20	\$0.00	\$0.00	\$0.00	\$1,762.14	\$0.00	\$0.00	\$0.00	\$0.00	\$0.00	\$0.00	\$0.00	\$0.00	\$16,784.15
23135 - Health Insurance (Employer)	\$6,315.18	\$0.00	\$0.00	\$0.00	\$21.94	\$0.00	\$0.00	\$0.00	\$0.00	\$0.00	\$1,601.90	\$0.00	\$0.00	\$0.00	\$0.00	\$0.00	\$0.00	\$0.00	\$0.00	\$7,939.02
23137 - Workers' Compensation (Employer)	\$62.10	\$0.00	\$0.00	\$0.00	\$0.00	\$0.00	\$0.00	\$0.00	\$0.00	\$0.00	\$6.90	\$0.00	\$0.00	\$0.00	\$0.00	\$0.00	\$0.00	\$0.00	\$0.00	\$69.00
23142 - State Income Tax	\$1,741.37	\$0.00	\$0.00	\$1.80	\$121.70	\$0.00	\$7.49	\$0.00	\$0.00	\$0.00	\$263.92	\$0.00	\$0.00	\$0.00	\$0.00	\$0.00	\$0.00	\$0.00	\$0.00	\$2,136.28
Subtotal of Account Type: Liability	\$38,166.08	\$0.00	\$0.00	\$52.48	\$974.30	\$0.00	\$98.67	\$1.19	\$0.00	\$0.00	\$5,959.69	\$0.00	\$0.00	\$0.00	\$0.00	\$0.00	\$0.00	\$0.00	\$0.00	\$45,252.41
32300 - Unreserved Fund Balance	#####	\$3,170.21	\$0.09	#####	#####	#####	#####	#####	#####	\$0.00	#####	#####	\$2,503.24	\$0.50	#####	#####	#####	\$4,096.00	\$0.00	\$919,231.92
Net Increase/Decrease	\$14,644.31	\$0.00	(\$57.24)	\$8,890.48	\$27,829.90	\$147.97	\$3,349.64	\$1,672.90	\$36,024.68	#####	\$16,927.94	\$0.00	\$0.00	\$0.00	\$28,397.00	\$3,231.88	\$1,623.08	\$0.00	\$0.00	\$114,832.62
Subtotal of Account Type: Fund Balance/Retained Earnings	#####	\$3,170.21	(\$57.15)	(\$8,306.28)	(\$7,649.22)	\$0.00	(\$823.75)	\$0.00	(\$183.76)	#####	#####	#####	\$2,503.24	\$0.50	(\$0.01)	#####	#####	\$4,096.00	\$0.00	#####
Subtotal of Account Group: Liabilities/Fund Balance	#####	\$3,170.21	(\$57.15)	(\$8,253.80)	(\$6,674.92)	\$0.00	(\$725.08)	\$1.19	(\$183.76)	#####	#####	#####	\$2,503.24	\$0.50	(\$0.01)	#####	#####	\$4,096.00	\$0.00	#####

# Albuquerque Talent

## Statement of Revenues

Cycle: FY 2021-2022, Fund Class: [All], Fund Columns: [All]  
 Non-Zero Funds: Account Expression: /(Fund) >= "11000")

Description	Total
11000 - Operational	\$412,369.54
24101 - Title I - IASA	\$17,196.76
24106 - Entitlement IDEA-B	\$35,479.62
24153 - English Language Acquisition	\$147.97
24154 - Teacher/Principal Training & Recruiting	\$4,173.39
24190 - CSI	\$1,672.90
25205 - GEAR UP	\$51,519.93
24301 - CARES Act	\$36,024.68
31200 - Public School Capital Outlay	\$28,397.00
31600 - Capital Improvements HB-33	\$3,231.88
31701 - Capital Improvements SB-9 Local	\$1,623.08
<b>Total Revenue</b>	<b>\$591,836.75</b>
11000 - Operational	\$397,725.23
21000 - Food Services	\$57.24
24101 - Title I - IASA	\$8,306.28
24106 - Entitlement IDEA-B	\$7,649.72
24154 - Teacher/Principal Training & Recruiting	\$823.75
25205 - GEAR UP	\$34,591.99
24308 - ESSER II CRRSA	\$27,849.92
<b>Total Expenditure</b>	<b>\$477,004.13</b>
<b>Total Other Financing Sources (Uses)</b>	<b>\$0.00</b>
<b>Excess (deficiency) of revenues and other financing sources over expenditures and other financing uses</b>	<b>\$114,832.62</b>
Fund Balance, Beginning of year	\$919,231.92
<b>Fund Balance, End of year</b>	<b>\$1,034,064.54</b>

# Albuquerque Talent Development Academy

## Account Summary Report

Cycle: FY2021-2022; Begin Date: 09/01/2021; End Date: 09/30/2021; Account Type: Revenue; Subtotal Elements: Fund,Function; Account Expression: ([Fund] >= 11000 ); Subtotal By Account Type: No; Include Unposted Transactions: No; Created On: 10/15/2021 11:05:20 AM

Account Code	Description	Actual (Date Range)	Budget (YTD)	Actual (YTD)	Encumbrance (YTD)	Available (YTD)	% of Budget
11000-0000-41702-0000-001016-0000	Fees - Educational	\$0.00	(\$2,000.00)	(\$367.99)	\$0.00	(\$1,632.01)	18.39
11000-0000-41920-0000-001016-0000	Contributions and Donations From Private Sources	\$0.00	\$0.00	(\$792.00)	\$0.00	\$792.00	0.00
11000-0000-43101-0000-001016-0000	State Equalization Guarantee	(\$137,069.85)	(\$1,644,838.00)	(\$411,209.55)	\$0.00	(\$1,233,628.45)	25.00
Subtotal of Element: [Function] 0000 - Revenue		(\$137,069.85)	(\$1,646,838.00)	(\$412,369.54)	\$0.00	(\$1,234,468.46)	25.04
Subtotal of Element: [Fund] 11000 - Operational		(\$137,069.85)	(\$1,646,838.00)	(\$412,369.54)	\$0.00	(\$1,234,468.46)	25.04
24101-0000-41924-0000-001016-0000	Flowthrough Grants from District	\$0.00	(\$31,237.00)	(\$17,196.76)	\$0.00	(\$14,040.24)	55.05
Subtotal of Element: [Function] 0000 - Revenue		\$0.00	(\$31,237.00)	(\$17,196.76)	\$0.00	(\$14,040.24)	55.05
Subtotal of Element: [Fund] 24101 - Title I - IASA		\$0.00	(\$31,237.00)	(\$17,196.76)	\$0.00	(\$14,040.24)	55.05
24106-0000-41924-0000-001016-0000	Flowthrough Grants from District	(\$20,282.31)	(\$46,030.00)	(\$35,479.62)	\$0.00	(\$10,550.38)	77.07
Subtotal of Element: [Function] 0000 - Revenue		(\$20,282.31)	(\$46,030.00)	(\$35,479.62)	\$0.00	(\$10,550.38)	77.08
Subtotal of Element: [Fund] 24106 - Entitlement IDEA-B		(\$20,282.31)	(\$46,030.00)	(\$35,479.62)	\$0.00	(\$10,550.38)	77.08
24153-0000-41924-0000-001016-0000	Flowthrough Grants from District	\$0.00	(\$875.00)	(\$147.97)	\$0.00	(\$727.03)	16.91
Subtotal of Element: [Function] 0000 - Revenue		\$0.00	(\$875.00)	(\$147.97)	\$0.00	(\$727.03)	16.91
Subtotal of Element: [Fund] 24153 - English Language Acquisition		\$0.00	(\$875.00)	(\$147.97)	\$0.00	(\$727.03)	16.91
24154-0000-41924-0000-001016-0000	Flowthrough Grants from District	\$0.00	(\$5,114.00)	(\$4,173.39)	\$0.00	(\$940.61)	81.60
Subtotal of Element: [Function] 0000 - Revenue		\$0.00	(\$5,114.00)	(\$4,173.39)	\$0.00	(\$940.61)	81.61
Subtotal of Element: [Fund] 24154 - Teacher/Principal Training & Recruiting		\$0.00	(\$5,114.00)	(\$4,173.39)	\$0.00	(\$940.61)	81.61
24174-0000-41924-0000-001016-0000	Flowthrough Grants from District	\$0.00	(\$4,208.00)	\$0.00	\$0.00	(\$4,208.00)	0.00
Subtotal of Element: [Function] 0000 - Revenue		\$0.00	(\$4,208.00)	\$0.00	\$0.00	(\$4,208.00)	0.00
Subtotal of Element: [Fund] 24174 - Carl D Perkins Secondary - Current		\$0.00	(\$4,208.00)	\$0.00	\$0.00	(\$4,208.00)	0.00
24190-0000-41924-0000-001016-0000	Flowthrough Grants from District	\$0.00	\$0.00	(\$1,672.90)	\$0.00	\$1,672.90	0.00
Subtotal of Element: [Function] 0000 - Revenue		\$0.00	\$0.00	(\$1,672.90)	\$0.00	\$1,672.90	0.00
Subtotal of Element: [Fund] 24190 - CSI		\$0.00	\$0.00	(\$1,672.90)	\$0.00	\$1,672.90	0.00
24301-0000-41924-0000-001016-0000	Flowthrough Grants from District	\$0.00	\$0.00	(\$36,024.68)	\$0.00	\$36,024.68	0.00
Subtotal of Element: [Function] 0000 - Revenue		\$0.00	\$0.00	(\$36,024.68)	\$0.00	\$36,024.68	0.00
Subtotal of Element: [Fund] 24301 - CARES Act		\$0.00	\$0.00	(\$36,024.68)	\$0.00	\$36,024.68	0.00
24308-0000-41924-0000-001016-0000	Flowthrough Grants from District	\$0.00	(\$174,748.00)	\$0.00	\$0.00	(\$174,748.00)	0.00
Subtotal of Element: [Function] 0000 - Revenue		\$0.00	(\$174,748.00)	\$0.00	\$0.00	(\$174,748.00)	0.00
Subtotal of Element: [Fund] 24308 - ESSER II CRRSA		\$0.00	(\$174,748.00)	\$0.00	\$0.00	(\$174,748.00)	0.00
25205-0000-43203-0000-001016-0000	State Direct Grants	\$0.00	(\$218,287.00)	(\$51,519.93)	\$0.00	(\$166,767.07)	23.60
Subtotal of Element: [Function] 0000 - Revenue		\$0.00	(\$218,287.00)	(\$51,519.93)	\$0.00	(\$166,767.07)	23.60
Subtotal of Element: [Fund] 25205 - GEAR UP		\$0.00	(\$218,287.00)	(\$51,519.93)	\$0.00	(\$166,767.07)	23.60
27107-0000-43202-0000-001016-0000	State Flow-through Grant	\$0.00	(\$2,507.00)	\$0.00	\$0.00	(\$2,507.00)	0.00
27107-0000-43204-0000-001016-0000	Prior Year Balances	\$0.00	(\$273.00)	\$0.00	\$0.00	(\$273.00)	0.00
Subtotal of Element: [Function] 0000 - Revenue		\$0.00	(\$2,780.00)	\$0.00	\$0.00	(\$2,780.00)	0.00
Subtotal of Element: [Fund] 27107 - Literacy For Children @ Risk PED		\$0.00	(\$2,780.00)	\$0.00	\$0.00	(\$2,780.00)	0.00
31200-0000-43209-0000-001016-0000	PSCOC Awards	\$0.00	\$0.00	(\$28,397.00)	\$0.00	\$28,397.00	0.00
Subtotal of Element: [Function] 0000 - Revenue		\$0.00	\$0.00	(\$28,397.00)	\$0.00	\$28,397.00	0.00
Subtotal of Element: [Fund] 31200 - Public School Capital Outlay		\$0.00	\$0.00	(\$28,397.00)	\$0.00	\$28,397.00	0.00
31600-0000-41110-0000-001016-0000	Ad Valorem Taxes - School District	(\$322.88)	(\$92,340.00)	(\$3,231.88)	\$0.00	(\$89,108.12)	3.49
Subtotal of Element: [Function] 0000 - Revenue		(\$322.88)	(\$92,340.00)	(\$3,231.88)	\$0.00	(\$89,108.12)	3.50
Subtotal of Element: [Fund] 31600 - Capital Improvements HB-33		(\$322.88)	(\$92,340.00)	(\$3,231.88)	\$0.00	(\$89,108.12)	3.50
31701-0000-41110-0000-001016-0000	Revenue	(\$164.62)	(\$46,763.00)	(\$1,623.08)	\$0.00	(\$45,139.92)	3.47
Subtotal of Element: [Function] 0000 - Revenue		(\$164.62)	(\$46,763.00)	(\$1,623.08)	\$0.00	(\$45,139.92)	3.47
Subtotal of Element: [Fund] 31701 - Capital Improvements SB-9 Local		(\$164.62)	(\$46,763.00)	(\$1,623.08)	\$0.00	(\$45,139.92)	3.47
31703-0000-43202-0000-001016-0000	State Flow-through Grant	\$0.00	(\$4,200.00)	\$0.00	\$0.00	(\$4,200.00)	0.00
Subtotal of Element: [Function] 0000 - Revenue		\$0.00	(\$4,200.00)	\$0.00	\$0.00	(\$4,200.00)	0.00
Subtotal of Element: [Fund] 31703 - SB-9 State Match		\$0.00	(\$4,200.00)	\$0.00	\$0.00	(\$4,200.00)	0.00
Grand Total		(\$157,839.66)	(\$2,273,420.00)	(\$591,836.75)	\$0.00	(\$1,681,583.25)	26.03

# Albuquerque Talent Development Academy

## Account Summary Report

Cycle: FY2021-2022; Begin Date: 09/01/2021; End Date: 09/30/2021; Account Type: Expenditure; Subtotal Elements: Fund,Function; Account Expression: ([Fund] >= "11000") ; Subtotal By Account Type: No; Include Unposted Transactions: No; Created On: 10/15/2021 11:04:41 AM

Account Code	Description	Actual (Date Range)	Budget (YTD)	Actual (YTD)	Encumbrance (YTD)	Available (YTD)	% of Budget
11000-1000-51100-0000-001016-1611	Instruction-Salaries Expense	\$707.97	\$5,278.00	\$835.86	\$0.00	\$4,442.14	15.83
11000-1000-51100-1010-001016-1411	Instruction-Salaries Expense	\$35,981.82	\$410,048.00	\$71,963.64	\$359,817.98	(\$21,733.62)	17.55
11000-1000-51100-1010-001016-1711	Instruction-Salaries Expense	\$2,372.00	\$28,464.00	\$4,744.00	\$23,720.01	(\$0.01)	16.66
11000-1000-51100-2000-001016-1412	Instruction-Salaries Expense	\$5,297.78	\$33,989.00	\$10,595.56	\$52,977.94	(\$29,584.50)	31.17
11000-1000-51100-4025-001016-1412	Instruction-Salaries Expense	\$0.00	\$42,483.00	\$0.00	\$0.00	\$42,483.00	0.00
11000-1000-51300-1010-001016-1411	Instruction-Additional Compensation	\$775.66	\$3,915.00	\$1,392.32	\$9,396.97	(\$6,874.29)	35.56
11000-1000-51300-4025-001016-1412	Instruction-Additional Compensation	\$166.66	\$0.00	\$333.32	\$1,666.68	(\$2,000.00)	0.00
11000-1000-51300-9000-001016-0000	Instruction-Additional Compensation	\$375.00	\$0.00	\$375.00	\$1,125.00	(\$1,500.00)	0.00
11000-1000-51300-9000-001016-1618	Instruction-Additional Compensation	\$83.34	\$5,545.00	\$166.68	\$833.32	\$4,545.00	3.00
11000-1000-51300-9000-001016-1624	Instruction-Additional Compensation	\$0.00	\$1,010.00	\$0.00	\$0.00	\$1,010.00	0.00
11000-1000-52111-0000-001016-0000	Instruction-Educational Retirement	\$6,932.66	\$74,351.00	\$13,845.38	\$68,103.14	(\$7,597.52)	18.62
11000-1000-52112-0000-001016-0000	Instruction-ERA - Retiree Health	\$915.20	\$10,509.00	\$1,808.12	\$8,990.27	(\$289.39)	17.20
11000-1000-52210-0000-001016-0000	Instruction-FICA Payments	\$2,701.53	\$32,905.00	\$5,340.88	\$23,643.04	\$3,921.08	16.23
11000-1000-52220-0000-001016-0000	Instruction-Medicare Payments	\$631.85	\$7,695.00	\$1,249.12	\$5,529.76	\$916.12	16.23
11000-1000-52311-0000-001016-0000	Instruction-Health and Medical Premiums	\$3,091.06	\$31,475.00	\$6,013.30	\$30,910.60	(\$5,448.90)	19.10
11000-1000-52312-0000-001016-0000	Instruction-Life	\$24.74	\$348.00	\$48.05	\$276.44	\$23.51	13.80
11000-1000-52313-0000-001016-0000	Instruction-Dental	\$200.26	\$2,776.00	\$400.52	\$2,027.51	\$347.97	14.42
11000-1000-52314-0000-001016-0000	Instruction-Vision	\$32.35	\$444.00	\$64.70	\$326.77	\$52.53	14.57
11000-1000-52315-0000-001016-0000	Instruction-Disability	\$58.23	\$23.00	\$116.46	\$586.52	(\$679.98)	506.34
11000-1000-52500-0000-001016-0000	Instruction-Unemployment Compensation	\$39.29	\$984.00	\$77.00	\$881.38	\$25.62	7.82
11000-1000-52710-0000-001016-0000	Instruction-Workers Compensation Premium	\$0.00	\$8,393.00	\$8,278.76	\$0.00	\$114.24	98.63
11000-1000-52720-0000-001016-0000	Instruction-Workers Compensation Employer's Fee	\$18.40	\$120.00	\$64.90	\$54.20	\$0.90	54.08
11000-1000-53711-9000-001016-0000	Instruction-Other Charges	\$45.00	\$0.00	\$45.00	\$0.00	(\$45.00)	0.00
11000-1000-55817-1010-001016-0000	Instruction-Student Travel	\$0.00	\$0.00	\$0.00	\$931.20	(\$931.20)	0.00
11000-1000-55915-9000-001016-0000	Instruction-Other Contract Services	\$825.00	\$4,775.00	\$825.00	\$0.00	\$3,950.00	17.27
11000-1000-56112-1010-001016-0000	Instruction-Other Textbooks	\$0.00	\$0.00	\$0.00	\$86.75	(\$86.75)	0.00
11000-1000-56113-1010-001016-0000	Instruction-Software	\$0.00	\$0.00	\$0.00	\$59.34	(\$59.34)	0.00
11000-1000-56118-1010-001016-0000	Instruction-General Supplies and Materials	\$1,237.62	\$10,000.00	\$1,562.18	\$912.27	\$7,525.55	15.62
11000-1000-56118-9000-001016-0000	Instruction-General Supplies and Materials	\$0.00	\$1,000.00	\$0.00	\$0.00	\$1,000.00	0.00
11000-1000-57332-1010-001016-0000	Instruction-Supply Assets (\$5,000 or Less)	\$0.00	\$1,000.00	\$0.00	\$1,211.00	(\$211.00)	0.00
<b>Subtotal of Element: [Function] 1000 - Instruction</b>		<b>\$62,513.42</b>	<b>\$717,530.00</b>	<b>\$130,145.75</b>	<b>\$594,068.09</b>	<b>(\$6,683.84)</b>	<b>18.14</b>
11000-2100-51100-0000-001016-1214	Support Services-Students-Salaries Expense	\$5,587.06	\$0.00	\$11,174.12	\$55,870.69	(\$67,044.81)	0.00
11000-2100-51100-4025-001016-1214	Support Services-Students-Salaries Expense	\$0.00	\$67,044.00	\$0.00	\$0.00	\$67,044.00	0.00
11000-2100-51300-0000-001016-1214	Support Services-Students-Additional Compensation	\$16.66	\$200.00	\$33.32	\$166.68	\$0.00	16.66
11000-2100-51300-4025-001016-1211	Support Services-Students-Additional Compensation	\$0.00	\$10,526.00	\$0.00	\$0.00	\$10,526.00	0.00
11000-2100-52111-0000-001016-0000	Support Services-Students-Educational Retirement	\$848.96	\$11,004.00	\$1,697.92	\$8,489.73	\$816.35	15.43
11000-2100-52112-0000-001016-0000	Support Services-Students-ERA - Retiree Health	\$112.08	\$1,555.00	\$224.16	\$1,120.72	\$210.12	14.41
11000-2100-52210-0000-001016-0000	Support Services-Students-FICA Payments	\$347.44	\$4,821.00	\$694.88	\$0.00	\$4,126.12	14.41
11000-2100-52220-0000-001016-0000	Support Services-Students-Medicare Payments	\$81.26	\$1,127.00	\$162.52	\$0.00	\$964.48	14.42
11000-2100-52312-0000-001016-0000	Support Services-Students-Life	\$2.64	\$58.00	\$3.96	\$26.40	\$27.64	6.82
11000-2100-52500-0000-001016-0000	Support Services-Students-Unemployment Compensation	\$0.00	\$164.00	\$0.00	\$89.10	\$74.90	0.00
11000-2100-52710-0000-001016-0000	Support Services-Students-Workers Compensation Premium	\$0.00	\$1,231.00	\$1,059.72	\$0.00	\$171.28	86.08
11000-2100-52720-0000-001016-0000	Support Services-Students-Workers Compensation Employer's Fee	\$0.00	\$20.00	\$0.00	\$9.20	\$10.80	0.00
11000-2100-53211-2000-001016-0000	Support Services-Students-Diagnosticians - Contracted	\$0.00	\$0.00	\$60.68	\$10,350.31	(\$10,410.99)	0.00
11000-2100-53212-2000-001016-0000	Support Services-Students-Speech Therapists - Contracted	\$1,057.18	\$0.00	\$2,982.75	\$18,942.82	(\$21,925.57)	0.00
11000-2100-53212-4025-001016-0000	Support Services-Students-Speech Therapists - Contracted	\$0.00	\$20,000.00	\$0.00	\$0.00	\$20,000.00	0.00
11000-2100-53213-2000-001016-0000	Support Services-Students-Occupational Therapists - Contracted	\$0.00	\$0.00	\$0.00	\$500.00	(\$500.00)	0.00
11000-2100-53218-2000-001016-0000	Support Services-Students-Specialists - Contracted	\$0.00	\$0.00	\$0.00	\$8,500.00	(\$8,500.00)	0.00
11000-2100-53330-0000-001016-0000	Support Services-Students-Professional Development	\$0.00	\$100.00	\$0.00	\$0.00	\$100.00	0.00
11000-2100-53414-0000-001016-0000	Support Services-Students-Other Professional/Technical Services	\$0.00	\$0.00	\$0.00	\$5,000.00	(\$5,000.00)	0.00
11000-2100-53414-4025-001016-0000	Support Services-Students-Other Professional/Technical Services	\$0.00	\$5,000.00	\$0.00	\$0.00	\$5,000.00	0.00
11000-2100-53711-0000-001016-0000	Support Services-Students-Other Charges	\$0.00	\$124,927.00	\$0.00	\$0.00	\$124,927.00	0.00
11000-2100-56118-4025-001016-0000	Support Services-Students-General Supplies and Materials	\$0.00	\$3,000.00	\$0.00	\$0.00	\$3,000.00	0.00
11000-2100-57332-0000-001016-0000	Support Services-Students-Supply Assets (\$5,000 or Less)	\$0.00	\$0.00	\$0.00	\$1,700.00	(\$1,700.00)	0.00
<b>Subtotal of Element: [Function] 2100 - Support Services-Students</b>		<b>\$8,053.28</b>	<b>\$250,777.00</b>	<b>\$18,094.03</b>	<b>\$110,765.65</b>	<b>\$121,917.32</b>	<b>7.22</b>
11000-2200-51100-0000-001016-1212	Support Services-Instruction-Salaries Expense	\$1,017.64	\$12,211.00	\$2,035.28	\$10,176.40	(\$0.68)	16.66
11000-2200-52210-0000-001016-0000	Support Services-Instruction-FICA Payments	\$63.10	\$757.00	\$126.20	\$606.15	\$24.65	16.67
11000-2200-52220-0000-001016-0000	Support Services-Instruction-Medicare Payments	\$14.76	\$177.00	\$29.52	\$141.72	\$5.76	16.67
11000-2200-52312-0000-001016-0000	Support Services-Instruction-Life	\$0.00	\$29.00	\$0.00	\$0.00	\$29.00	0.00

11000-2200-52500-0000-001016-0000	Support Services-Instruction-Unemployment Compensation	\$3.36	\$82.00	\$6.72	\$32.29	\$42.99	8.19
11000-2200-52710-0000-001016-0000	Support Services-Instruction-Workers Compensation Premium	\$0.00	\$193.00	\$193.02	\$0.00	(\$0.02)	100.01
11000-2200-52720-0000-001016-0000	Support Services-Instruction-Workers Compensation Employer's Fee	\$0.00	\$10.00	\$0.00	\$8.84	\$1.16	0.00
11000-2200-56118-4020-001016-0000	Support Services-Instruction-General Supplies and Materials	\$2,430.00	\$0.00	\$2,430.00	\$0.00	(\$2,430.00)	0.00
<b>Subtotal of Element: [Function] 2200 - Support Services-Instruction</b>		<b>\$3,528.86</b>	<b>\$13,459.00</b>	<b>\$4,820.74</b>	<b>\$10,965.40</b>	<b>(\$2,327.14)</b>	<b>35.82</b>
11000-2300-51100-0000-001016-1111	Support Services-General Administration-Salaries Expense	\$8,364.00	\$110,000.00	\$20,910.00	\$79,458.00	\$9,632.00	19.00
11000-2300-52111-0000-001016-0000	Support Services-General Administration-Educational Retirement	\$1,267.14	\$15,565.00	\$3,126.03	\$12,037.83	\$401.14	20.08
11000-2300-52112-0000-001016-0000	Support Services-General Administration-ERA - Retiree Health	\$167.28	\$2,200.00	\$418.20	\$1,589.16	\$192.64	19.00
11000-2300-52210-0000-001016-0000	Support Services-General Administration-FICA Payments	\$480.96	\$6,820.00	\$1,204.11	\$4,569.12	\$1,046.77	17.65
11000-2300-52220-0000-001016-0000	Support Services-General Administration-Medicare Payments	\$112.48	\$1,595.00	\$281.59	\$1,068.56	\$244.85	17.65
11000-2300-52311-0000-001016-0000	Support Services-General Administration-Health and Medical Premiums	\$785.32	\$9,423.00	\$1,922.35	\$7,853.20	(\$352.55)	20.40
11000-2300-52312-0000-001016-0000	Support Services-General Administration-Life	\$2.64	\$29.00	\$6.60	\$26.40	(\$4.00)	22.75
11000-2300-52313-0000-001016-0000	Support Services-General Administration-Dental	\$51.32	\$411.00	\$128.30	\$513.20	(\$230.50)	31.21
11000-2300-52314-0000-001016-0000	Support Services-General Administration-Vision	\$8.48	\$75.00	\$21.20	\$84.80	(\$31.00)	28.26
11000-2300-52500-0000-001016-0000	Support Services-General Administration-Unemployment Compensation	\$0.00	\$82.00	\$0.00	\$89.10	(\$7.10)	0.00
11000-2300-52710-0000-001016-0000	Support Services-General Administration-Workers Compensation Premium	\$0.00	\$1,738.00	\$1,586.44	\$0.00	\$151.56	91.27
11000-2300-52720-0000-001016-0000	Support Services-General Administration-Workers Compensation Employer's Fee	\$0.00	\$10.00	\$0.00	\$9.20	\$0.80	0.00
11000-2300-53411-0000-001016-0000	Support Services-General Administration-Auditing	\$0.00	\$15,000.00	\$0.00	\$15,000.00	\$0.00	0.00
11000-2300-53413-0000-001016-0000	Support Services-General Administration-Legal	\$586.63	\$5,000.00	\$4,219.28	\$10,780.72	(\$10,000.00)	84.38
11000-2300-53711-0000-001016-0000	Support Services-General Administration-Other Charges	\$0.00	\$1,200.00	\$1,200.00	\$0.00	\$0.00	100.00
11000-2300-55400-0000-001016-0000	Support Services-General Administration-Advertising	\$41.49	\$8,660.00	\$1,742.09	\$895.00	\$6,022.91	20.11
11000-2300-55812-0000-001016-0000	Support Services-General Administration-Board Training	\$0.00	\$2,500.00	\$0.00	\$0.00	\$2,500.00	0.00
<b>Subtotal of Element: [Function] 2300 - Support Services-General Administration</b>		<b>\$11,867.74</b>	<b>\$180,308.00</b>	<b>\$36,766.19</b>	<b>\$133,974.29</b>	<b>\$9,567.52</b>	<b>20.39</b>
11000-2400-51100-0000-001016-1112	Support Services-School Administration-Salaries Expense	\$6,406.26	\$76,125.00	\$16,015.65	\$60,859.35	(\$750.00)	21.03
11000-2400-51100-0000-001016-1114	Support Services-School Administration-Salaries Expense	\$3,142.92	\$0.00	\$6,285.84	\$29,857.78	(\$36,143.62)	0.00
11000-2400-51100-0000-001016-1211	Support Services-School Administration-Salaries Expense	\$4,285.72	\$0.00	\$4,285.72	\$40,714.28	(\$45,000.00)	0.00
11000-2400-51100-0000-001016-1217	Support Services-School Administration-Salaries Expense	\$4,213.60	\$50,563.00	\$10,534.00	\$40,029.24	(\$0.24)	20.83
11000-2400-52111-0000-001016-0000	Support Services-School Administration-Educational Retirement	\$2,734.34	\$17,926.00	\$5,570.75	\$25,976.16	(\$13,620.91)	31.07
11000-2400-52112-0000-001016-0000	Support Services-School Administration-ERA - Retiree Health	\$360.98	\$2,533.00	\$742.44	\$3,429.27	(\$1,638.71)	29.31
11000-2400-52210-0000-001016-0000	Support Services-School Administration-FICA Payments	\$1,036.94	\$7,854.00	\$2,102.10	\$9,850.83	(\$4,098.93)	26.76
11000-2400-52220-0000-001016-0000	Support Services-School Administration-Medicare Payments	\$242.50	\$1,836.00	\$491.63	\$2,303.73	(\$959.36)	26.77
11000-2400-52311-0000-001016-0000	Support Services-School Administration-Health and Medical Premiums	\$1,888.06	\$22,994.00	\$4,585.57	\$18,329.23	\$79.20	19.94
11000-2400-52312-0000-001016-0000	Support Services-School Administration-Life	\$10.56	\$58.00	\$21.12	\$102.96	(\$66.08)	36.41
11000-2400-52313-0000-001016-0000	Support Services-School Administration-Dental	\$76.98	\$970.00	\$192.45	\$744.14	\$33.41	19.84
11000-2400-52314-0000-001016-0000	Support Services-School Administration-Vision	\$20.72	\$203.00	\$46.16	\$202.96	(\$46.12)	22.73
11000-2400-52315-0000-001016-0000	Support Services-School Administration-Disability	\$21.76	\$0.00	\$54.40	\$217.60	(\$272.00)	0.00
11000-2400-52500-0000-001016-0000	Support Services-School Administration-Unemployment Compensation	\$24.52	\$164.00	\$50.68	\$321.50	(\$208.18)	30.90
11000-2400-52710-0000-001016-0000	Support Services-School Administration-Workers Compensation Premium	\$0.00	\$2,002.00	\$2,611.00	\$0.00	(\$609.00)	130.41
11000-2400-52720-0000-001016-0000	Support Services-School Administration-Workers Compensation Employer's Fee	\$0.00	\$20.00	\$0.00	\$27.60	(\$7.60)	0.00
11000-2400-53330-0000-001016-0000	Support Services-School Administration-Professional Development	\$0.00	\$1,250.00	\$0.00	\$0.00	\$1,250.00	0.00
11000-2400-53414-0000-001016-0000	Support Services-School Administration-Other Professional/Technical Services	\$0.00	\$0.00	\$3,923.28	\$0.00	(\$3,923.28)	0.00
11000-2400-53711-0000-001016-0000	Support Services-School Administration-Other Charges	\$1,958.64	\$4,500.00	\$2,028.88	\$546.12	\$1,925.00	45.08
11000-2400-54610-0000-001016-0000	Support Services-School Administration-Renting Land and Buildings	\$0.00	\$1,750.00	\$0.00	\$0.00	\$1,750.00	0.00
11000-2400-55915-0000-001016-0000	Support Services-School Administration-Other Contract Services	\$0.00	\$1,700.00	\$222.75	\$1,500.00	(\$22.75)	13.10
11000-2400-56118-0000-001016-0000	Support Services-School Administration-General Supplies and Materials	\$180.82	\$4,500.00	\$180.82	\$2,079.68	\$2,239.50	4.01
<b>Subtotal of Element: [Function] 2400 - Support Services-School Administration</b>		<b>\$26,605.32</b>	<b>\$196,948.00</b>	<b>\$59,945.24</b>	<b>\$237,092.43</b>	<b>(\$100,089.67)</b>	<b>30.44</b>
11000-2500-51100-0000-001016-1114	Central Services-Salaries Expense	\$0.00	\$37,750.00	\$0.00	\$0.00	\$37,750.00	0.00
11000-2500-51100-0000-001016-1115	Central Services-Salaries Expense	\$4,390.08	\$78,629.00	\$10,975.20	\$41,705.80	\$25,948.00	13.95
11000-2500-51300-0000-001016-1217	Central Services-Additional Compensation	\$0.00	\$500.00	\$500.00	\$0.00	\$0.00	100.00
11000-2500-52111-0000-001016-0000	Central Services-Educational Retirement	\$665.10	\$16,467.00	\$1,640.80	\$6,318.33	\$8,507.87	9.96
11000-2500-52112-0000-001016-0000	Central Services-ERA - Retiree Health	\$87.80	\$2,327.00	\$219.50	\$834.08	\$1,273.42	9.43
11000-2500-52210-0000-001016-0000	Central Services-FICA Payments	\$254.62	\$7,246.00	\$668.15	\$24.82	\$6,553.03	9.22
11000-2500-52220-0000-001016-0000	Central Services-Medicare Payments	\$59.54	\$1,694.00	\$156.25	\$5.86	\$1,531.89	9.22
11000-2500-52311-0000-001016-0000	Central Services-Health and Medical Premiums	\$280.50	\$6,732.00	\$686.64	\$2,805.00	\$3,240.36	10.19
11000-2500-52312-0000-001016-0000	Central Services-Life	\$2.64	\$58.00	\$6.60	\$26.40	\$25.00	11.37
11000-2500-52313-0000-001016-0000	Central Services-Dental	\$17.16	\$432.00	\$42.90	\$171.60	\$217.50	9.93
11000-2500-52314-0000-001016-0000	Central Services-Vision	\$3.76	\$90.00	\$9.40	\$37.60	\$43.00	10.44
11000-2500-52500-0000-001016-0000	Central Services-Unemployment Compensation	\$0.00	\$164.00	\$1.65	\$90.40	\$71.95	1.00
11000-2500-52710-0000-001016-0000	Central Services-Workers Compensation Premium	\$0.00	\$1,848.00	\$832.69	\$0.00	\$1,015.31	45.05
11000-2500-52720-0000-001016-0000	Central Services-Workers Compensation Employer's Fee	\$0.00	\$20.00	\$0.00	\$9.56	\$10.44	0.00
11000-2500-53330-0000-001016-0000	Central Services-Professional Development	\$295.00	\$750.00	\$295.00	\$0.00	\$455.00	39.33
11000-2500-53414-0000-001016-0000	Central Services-Other Professional/Technical Services	\$54.06	\$31,000.00	\$167.00	\$0.00	\$30,833.00	0.53
11000-2500-53711-0000-001016-0000	Central Services-Other Charges	\$0.00	\$925.00	\$438.00	\$0.00	\$487.00	47.35
11000-2500-54630-0000-001016-0000	Central Services-Rentals - Computers and Related Equipment	\$420.15	\$2,250.00	\$589.29	\$1,965.00	(\$304.29)	26.19

11000-2500-55813-0000-001016-0000	Central Services-Employee Travel - Non-Teachers	\$11.04	\$400.00	\$14.72	\$0.00	\$385.28	3.68
11000-2500-55915-0000-001016-0000	Central Services-Other Contract Services	\$203.44	\$4,870.00	\$2,636.30	\$480.00	\$1,753.70	54.13
11000-2500-56113-0000-001016-0000	Central Services-Software	\$0.00	\$14,000.00	\$12,204.87	\$0.13	\$1,795.00	87.17
11000-2500-56118-0000-001016-0000	Central Services-General Supplies and Materials	\$0.00	\$0.00	\$968.34	\$1,108.99	(\$2,077.33)	0.00
<b>Subtotal of Element: [Function] 2500 - Central Services</b>		<b>\$6,744.89</b>	<b>\$208,152.00</b>	<b>\$33,053.30</b>	<b>\$55,583.57</b>	<b>\$119,515.13</b>	<b>15.88</b>
11000-2600-51100-0000-001016-1615	Operation & Maintenance of Plant-Salaries Expense	\$1,110.00	\$10,400.00	\$2,870.00	\$8,165.29	(\$635.29)	27.59
11000-2600-52111-0000-001016-0000	Operation & Maintenance of Plant-Educational Retirement	\$168.17	\$1,471.00	\$413.60	\$1,254.79	(\$197.39)	28.11
11000-2600-52112-0000-001016-0000	Operation & Maintenance of Plant-ERA - Retiree Health	\$22.20	\$208.00	\$54.60	\$165.52	(\$12.12)	26.25
11000-2600-52210-0000-001016-0000	Operation & Maintenance of Plant-FICA Payments	\$68.82	\$644.00	\$177.94	\$513.47	(\$47.41)	27.63
11000-2600-52220-0000-001016-0000	Operation & Maintenance of Plant-Medicare Payments	\$16.10	\$150.00	\$41.62	\$120.13	(\$11.75)	27.74
11000-2600-52500-0000-001016-0000	Operation & Maintenance of Plant-Unemployment Compensation	\$3.66	\$82.00	\$9.47	\$27.29	\$45.24	11.54
11000-2600-52710-0000-001016-0000	Operation & Maintenance of Plant-Workers Compensation Premium	\$0.00	\$0.00	\$164.38	\$0.00	(\$164.38)	0.00
11000-2600-52720-0000-001016-0000	Operation & Maintenance of Plant-Workers Compensation Employer's Fee	\$0.00	\$10.00	\$6.90	\$0.00	\$3.10	69.00
11000-2600-54311-0000-001016-0000	Operation & Maintenance of Plant-Maintenance & Repair Furniture/Fixtures/Equipment	\$0.00	\$2,750.00	\$27.32	\$5,128.36	(\$2,405.68)	0.99
11000-2600-54312-0000-001016-0000	Operation & Maintenance of Plant-Maintenance & Repair - Buildings And Grounds	\$0.00	\$50,700.00	\$520.50	\$0.00	\$50,179.50	1.02
11000-2600-54411-0000-001016-0000	Operation & Maintenance of Plant-Electricity	\$2,845.01	\$38,000.00	\$4,799.50	\$33,200.50	\$0.00	12.63
11000-2600-54415-0000-001016-0000	Operation & Maintenance of Plant-Water/Sewage	\$673.85	\$9,750.00	\$1,616.00	\$8,134.00	\$0.00	16.57
11000-2600-54416-0000-001016-0000	Operation & Maintenance of Plant-Communication Services	\$490.20	\$4,182.00	\$2,397.28	\$10,477.96	(\$8,693.24)	57.32
11000-2600-54610-0000-001016-0000	Operation & Maintenance of Plant-Renting Land and Buildings	\$22,304.42	\$144,000.00	\$66,913.26	\$46,739.78	\$30,346.96	46.46
11000-2600-54620-0000-001016-0000	Operation & Maintenance of Plant-Rental - Equipment and Vehicles	\$237.33	\$2,900.00	\$949.32	\$1,920.00	\$30.68	32.73
11000-2600-55200-0000-001016-0000	Operation & Maintenance of Plant-Property/Liability Insurance	\$0.00	\$23,460.00	\$18,644.00	\$0.00	\$4,816.00	79.47
11000-2600-55915-0000-001016-0000	Operation & Maintenance of Plant-Other Contract Services	\$6,527.20	\$60,000.00	\$11,851.92	\$61,511.02	(\$13,362.94)	19.75
11000-2600-56118-0000-001016-0000	Operation & Maintenance of Plant-General Supplies and Materials	\$491.47	\$3,800.00	\$1,002.93	\$2,229.39	\$567.68	26.39
11000-2600-57332-0000-001016-0000	Operation & Maintenance of Plant-Supply Assets (\$5,000 or Less)	\$279.99	\$0.00	\$279.99	\$1,360.00	(\$1,639.99)	0.00
<b>Subtotal of Element: [Function] 2600 - Operation &amp; Maintenance of Plant</b>		<b>\$35,238.42</b>	<b>\$352,507.00</b>	<b>\$112,740.53</b>	<b>\$180,947.50</b>	<b>\$58,818.97</b>	<b>31.98</b>
11000-3100-51100-0000-001016-1617	Food Services Operations-Salaries Expense	\$1,083.75	\$9,600.00	\$1,723.25	\$11,652.90	(\$3,776.15)	17.95
11000-3100-52111-0000-001016-0000	Food Services Operations-Educational Retirement	\$164.18	\$1,358.00	\$257.30	\$1,774.37	(\$673.67)	18.94
11000-3100-52112-0000-001016-0000	Food Services Operations-ERA - Retiree Health	\$21.68	\$192.00	\$34.47	\$234.29	(\$76.76)	17.95
11000-3100-52210-0000-001016-0000	Food Services Operations-FICA Payments	\$67.20	\$595.00	\$106.85	\$726.24	(\$238.09)	17.95
11000-3100-52220-0000-001016-0000	Food Services Operations-Medicare Payments	\$15.71	\$139.00	\$24.99	\$169.83	(\$55.82)	17.97
11000-3100-52312-0000-001016-0000	Food Services Operations-Life	\$0.00	\$29.00	\$0.00	\$0.00	\$29.00	0.00
11000-3100-52500-0000-001016-0000	Food Services Operations-Unemployment Compensation	\$3.58	\$82.00	\$5.69	\$38.79	\$37.52	6.93
11000-3100-52710-0000-001016-0000	Food Services Operations-Workers Compensation Premium	\$0.00	\$152.00	\$0.00	\$0.00	\$152.00	0.00
11000-3100-52720-0000-001016-0000	Food Services Operations-Workers Compensation Employer's Fee	\$0.00	\$10.00	\$6.90	\$0.00	\$3.10	69.00
<b>Subtotal of Element: [Function] 3100 - Food Services Operations</b>		<b>\$1,356.10</b>	<b>\$12,157.00</b>	<b>\$2,159.45</b>	<b>\$14,596.42</b>	<b>(\$4,598.87)</b>	<b>17.76</b>
<b>Subtotal of Element: [Fund] 11000 - Operational</b>		<b>\$155,908.03</b>	<b>\$1,931,838.00</b>	<b>\$397,725.23</b>	<b>\$1,337,993.35</b>	<b>\$196,119.42</b>	<b>20.59</b>
14000-1000-56108-1010-001016-0000	Instruction-Instructional Materials Credit - 50% Other	\$0.00	\$500.00	\$0.00	\$0.00	\$500.00	0.00
14000-1000-56111-1010-001016-0000	Instruction-Instructional Materials Cash - 50% Textbooks	\$0.00	\$1,500.00	\$0.00	\$0.00	\$1,500.00	0.00
<b>Subtotal of Element: [Function] 1000 - Instruction</b>		<b>\$0.00</b>	<b>\$2,000.00</b>	<b>\$0.00</b>	<b>\$0.00</b>	<b>\$2,000.00</b>	<b>0.00</b>
<b>Subtotal of Element: [Fund] 14000 - Total Instructional Materials Sub-Fund</b>		<b>\$0.00</b>	<b>\$2,000.00</b>	<b>\$0.00</b>	<b>\$0.00</b>	<b>\$2,000.00</b>	<b>0.00</b>
21000-3100-53330-0000-001016-0000	Food Services Operations-Professional Development	\$0.00	\$0.00	\$32.37	\$0.00	(\$32.37)	0.00
21000-3100-56118-0000-001016-0000	Food Services Operations-General Supplies and Materials	\$24.87	\$1,500.00	\$24.87	\$975.13	\$500.00	1.65
<b>Subtotal of Element: [Function] 3100 - Food Services Operations</b>		<b>\$24.87</b>	<b>\$1,500.00</b>	<b>\$57.24</b>	<b>\$975.13</b>	<b>\$467.63</b>	<b>3.82</b>
<b>Subtotal of Element: [Fund] 21000 - Food Services</b>		<b>\$24.87</b>	<b>\$1,500.00</b>	<b>\$57.24</b>	<b>\$975.13</b>	<b>\$467.63</b>	<b>3.82</b>
24101-1000-51300-1010-001016-1411	Instruction-Additional Compensation	\$83.34	\$1,000.00	\$166.68	\$833.32	\$0.00	16.66
24101-1000-52111-0000-001016-0000	Instruction-Educational Retirement	\$12.62	\$149.00	\$25.24	\$126.20	(\$2.44)	16.93
24101-1000-52112-0000-001016-0000	Instruction-ERA - Retiree Health	\$1.66	\$30.00	\$3.32	\$16.60	\$10.08	11.06
24101-1000-52210-0000-001016-0000	Instruction-FICA Payments	\$4.46	\$62.00	\$8.96	\$44.60	\$8.44	14.45
24101-1000-52220-0000-001016-0000	Instruction-Medicare Payments	\$1.04	\$15.00	\$2.08	\$10.40	\$2.52	13.86
24101-1000-52500-0000-001016-0000	Instruction-Unemployment Compensation	\$0.00	\$0.00	\$0.00	\$1.36	(\$1.36)	0.00
24101-1000-52710-0000-001016-0000	Instruction-Workers Compensation Premium	\$0.00	\$1.00	\$0.00	\$0.00	\$1.00	0.00
24101-1000-52720-0000-001016-0000	Instruction-Workers Compensation Employer's Fee	\$0.00	\$11.00	\$0.00	\$0.16	\$10.84	0.00
24101-1000-55915-1010-001016-0000	Instruction-Other Contract Services	\$0.00	\$16,226.00	\$0.00	\$0.00	\$16,226.00	0.00
24101-1000-56113-1010-001016-0000	Instruction-Software	\$0.00	\$13,250.00	\$8,100.00	\$0.00	\$5,150.00	61.13
<b>Subtotal of Element: [Function] 1000 - Instruction</b>		<b>\$103.12</b>	<b>\$30,744.00</b>	<b>\$8,306.28</b>	<b>\$1,032.64</b>	<b>\$21,405.08</b>	<b>27.02</b>
24101-2100-53711-0000-001016-0000	Support Services-Students-Other Charges	\$0.00	\$210.00	\$0.00	\$0.00	\$210.00	0.00
24101-2100-56118-0000-001016-0000	Support Services-Students-General Supplies and Materials	\$0.00	\$283.00	\$0.00	\$0.00	\$283.00	0.00
<b>Subtotal of Element: [Function] 2100 - Support Services-Students</b>		<b>\$0.00</b>	<b>\$493.00</b>	<b>\$0.00</b>	<b>\$0.00</b>	<b>\$493.00</b>	<b>0.00</b>
<b>Subtotal of Element: [Fund] 24101 - Title I - IASA</b>		<b>\$103.12</b>	<b>\$31,237.00</b>	<b>\$8,306.28</b>	<b>\$1,032.64</b>	<b>\$21,898.08</b>	<b>26.59</b>
24106-1000-51100-2000-001016-1412	Instruction-Salaries Expense	\$2,832.42	\$33,989.00	\$5,664.84	\$28,324.16	\$0.00	16.66
24106-1000-52111-0000-001016-0000	Instruction-Educational Retirement	\$429.10	\$4,809.00	\$858.20	\$4,291.04	(\$340.24)	17.84
24106-1000-52112-0000-001016-0000	Instruction-ERA - Retiree Health	\$56.66	\$679.00	\$113.32	\$566.58	(\$0.90)	16.68
24106-1000-52210-0000-001016-0000	Instruction-FICA Payments	\$175.16	\$2,107.00	\$350.32	\$1,751.75	\$4.93	16.62
24106-1000-52220-0000-001016-0000	Instruction-Medicare Payments	\$40.96	\$496.00	\$81.92	\$409.58	\$4.50	16.51



24106-1000-52312-0000-001016-0000	Instruction-Life	\$1.66	\$29.00	\$3.32	\$16.60	\$9.08	11.44
24106-1000-52313-0000-001016-0000	Instruction-Dental	\$10.84	\$646.00	\$21.68	\$108.40	\$515.92	3.35
24106-1000-52314-0000-001016-0000	Instruction-Vision	\$0.00	\$101.00	\$0.00	\$0.00	\$101.00	0.00
24106-1000-52315-0000-001016-0000	Instruction-Disability	\$9.44	\$0.00	\$18.88	\$94.40	(\$113.28)	0.00
24106-1000-52500-0000-001016-0000	Instruction-Unemployment Compensation	\$0.00	\$82.00	\$0.00	\$56.26	\$25.74	0.00
24106-1000-52710-0000-001016-0000	Instruction-Workers Compensation Premium	\$0.00	\$538.00	\$537.24	\$0.00	\$0.76	99.85
24106-1000-52720-0000-001016-0000	Instruction-Workers Compensation Employer's Fee	\$0.00	\$10.00	\$0.00	\$0.00	\$10.00	0.00
<b>Subtotal of Element: [Function] 1000 - Instruction</b>		<b>\$3,556.24</b>	<b>\$43,486.00</b>	<b>\$7,649.72</b>	<b>\$35,618.77</b>	<b>\$217.51</b>	<b>17.59</b>
24106-2100-53211-2000-001016-0000	Support Services-Students-Diagnosticians - Contracted	\$0.00	\$2,544.00	\$0.00	\$0.00	\$2,544.00	0.00
<b>Subtotal of Element: [Function] 2100 - Support Services-Students</b>		<b>\$0.00</b>	<b>\$2,544.00</b>	<b>\$0.00</b>	<b>\$0.00</b>	<b>\$2,544.00</b>	<b>0.00</b>
<b>Subtotal of Element: [Fund] 24106 - Entitlement IDEA-B</b>		<b>\$3,556.24</b>	<b>\$46,030.00</b>	<b>\$7,649.72</b>	<b>\$35,618.77</b>	<b>\$2,761.51</b>	<b>16.62</b>
24153-1000-56118-1010-001016-0000	Instruction-General Supplies and Materials	\$0.00	\$875.00	\$0.00	\$0.00	\$875.00	0.00
<b>Subtotal of Element: [Function] 1000 - Instruction</b>		<b>\$0.00</b>	<b>\$875.00</b>	<b>\$0.00</b>	<b>\$0.00</b>	<b>\$875.00</b>	<b>0.00</b>
<b>Subtotal of Element: [Fund] 24153 - English Language Acquisition</b>		<b>\$0.00</b>	<b>\$875.00</b>	<b>\$0.00</b>	<b>\$0.00</b>	<b>\$875.00</b>	<b>0.00</b>
24154-1000-51300-1010-001016-1411	Instruction-Additional Compensation	\$66.00	\$2,000.00	\$66.00	\$632.73	\$1,301.27	3.30
24154-1000-52111-0000-001016-0000	Instruction-Educational Retirement	\$47.88	\$0.00	\$85.76	\$473.97	(\$559.73)	0.00
24154-1000-52112-0000-001016-0000	Instruction-ERA - Retiree Health	\$6.32	\$0.00	\$11.32	\$62.59	(\$73.91)	0.00
24154-1000-52210-0000-001016-0000	Instruction-FICA Payments	\$18.50	\$0.00	\$32.98	\$144.20	(\$177.18)	0.00
24154-1000-52220-0000-001016-0000	Instruction-Medicare Payments	\$4.31	\$0.00	\$7.69	\$33.60	(\$41.29)	0.00
24154-1000-52500-0000-001016-0000	Instruction-Unemployment Compensation	\$0.00	\$0.00	\$0.00	\$5.67	(\$5.67)	0.00
24154-1000-52720-0000-001016-0000	Instruction-Workers Compensation Employer's Fee	\$0.00	\$0.00	\$0.00	\$0.56	(\$0.56)	0.00
24154-1000-53330-1010-001016-0000	Instruction-Professional Development	\$370.00	\$3,114.00	\$620.00	\$3,058.00	(\$564.00)	19.91
<b>Subtotal of Element: [Function] 1000 - Instruction</b>		<b>\$513.01</b>	<b>\$5,114.00</b>	<b>\$823.75</b>	<b>\$4,411.32</b>	<b>(\$121.07)</b>	<b>16.11</b>
<b>Subtotal of Element: [Fund] 24154 - Teacher/Principal Training &amp; Recruiting</b>		<b>\$513.01</b>	<b>\$5,114.00</b>	<b>\$823.75</b>	<b>\$4,411.32</b>	<b>(\$121.07)</b>	<b>16.11</b>
24174-1000-56118-1010-001016-0000	Instruction-General Supplies and Materials	\$0.00	\$4,208.00	\$0.00	\$0.00	\$4,208.00	0.00
<b>Subtotal of Element: [Function] 1000 - Instruction</b>		<b>\$0.00</b>	<b>\$4,208.00</b>	<b>\$0.00</b>	<b>\$0.00</b>	<b>\$4,208.00</b>	<b>0.00</b>
<b>Subtotal of Element: [Fund] 24174 - Carl D Perkins Secondary - Current</b>		<b>\$0.00</b>	<b>\$4,208.00</b>	<b>\$0.00</b>	<b>\$0.00</b>	<b>\$4,208.00</b>	<b>0.00</b>
24308-1000-51100-1010-001016-1411	Instruction-Salaries Expense	\$0.00	\$73,887.00	\$0.00	\$0.00	\$73,887.00	0.00
24308-1000-52111-0000-001016-0000	Instruction-Educational Retirement	\$0.00	\$7,075.00	\$0.00	\$0.00	\$7,075.00	0.00
24308-1000-52112-0000-001016-0000	Instruction-ERA - Retiree Health	\$0.00	\$1,000.00	\$0.00	\$0.00	\$1,000.00	0.00
24308-1000-52210-0000-001016-0000	Instruction-FICA Payments	\$0.00	\$3,100.00	\$0.00	\$0.00	\$3,100.00	0.00
24308-1000-52220-0000-001016-0000	Instruction-Medicare Payments	\$0.00	\$725.00	\$0.00	\$0.00	\$725.00	0.00
24308-1000-52312-0000-001016-0000	Instruction-Life	\$0.00	\$29.00	\$0.00	\$0.00	\$29.00	0.00
24308-1000-52500-0000-001016-0000	Instruction-Unemployment Compensation	\$0.00	\$82.00	\$0.00	\$0.00	\$82.00	0.00
24308-1000-52710-0000-001016-0000	Instruction-Workers Compensation Premium	\$0.00	\$790.00	\$0.00	\$0.00	\$790.00	0.00
24308-1000-52720-0000-001016-0000	Instruction-Workers Compensation Employer's Fee	\$0.00	\$10.00	\$0.00	\$0.00	\$10.00	0.00
24308-1000-53330-1010-001016-0000	Instruction-Professional Development	\$0.00	\$0.00	\$1,200.00	\$0.00	(\$1,200.00)	0.00
24308-1000-55915-1010-001016-0000	Instruction-Other Contract Services	\$167.02	\$0.00	\$167.02	\$29,832.98	(\$30,000.00)	0.00
24308-1000-56113-1010-001016-0000	Instruction-Software	\$0.00	\$0.00	\$25,000.00	\$0.00	(\$25,000.00)	0.00
24308-1000-56113-4020-001016-0000	Instruction-Software	\$0.00	\$21,800.00	\$0.00	\$0.00	\$21,800.00	0.00
24308-1000-57332-1010-001016-0000	Instruction-Supply Assets (\$5,000 or Less)	\$448.80	\$36,250.00	\$448.80	\$57.95	\$35,743.25	1.23
<b>Subtotal of Element: [Function] 1000 - Instruction</b>		<b>\$615.82</b>	<b>\$144,748.00</b>	<b>\$26,815.82</b>	<b>\$29,890.93</b>	<b>\$88,041.25</b>	<b>18.53</b>
24308-2100-53218-4025-001016-0000	Support Services-Students-Specialists - Contracted	\$0.00	\$30,000.00	\$0.00	\$0.00	\$30,000.00	0.00
<b>Subtotal of Element: [Function] 2100 - Support Services-Students</b>		<b>\$0.00</b>	<b>\$30,000.00</b>	<b>\$0.00</b>	<b>\$0.00</b>	<b>\$30,000.00</b>	<b>0.00</b>
24308-2600-56118-0000-001016-0000	Operation & Maintenance of Plant-General Supplies and Materials	\$0.00	\$0.00	\$0.00	\$284.71	(\$284.71)	0.00
24308-2600-57332-0000-001016-0000	Operation & Maintenance of Plant-Supply Assets (\$5,000 or Less)	\$1,034.10	\$0.00	\$1,034.10	\$60,506.05	(\$61,540.15)	0.00
<b>Subtotal of Element: [Function] 2600 - Operation &amp; Maintenance of Plant</b>		<b>\$1,034.10</b>	<b>\$0.00</b>	<b>\$1,034.10</b>	<b>\$60,790.76</b>	<b>(\$61,824.86)</b>	<b>0.00</b>
<b>Subtotal of Element: [Fund] 24308 - ESSER II CRRSA</b>		<b>\$1,649.92</b>	<b>\$174,748.00</b>	<b>\$27,849.92</b>	<b>\$90,681.69</b>	<b>\$56,216.39</b>	<b>15.94</b>
24330-1000-51300-1010-001016-0000	Instruction-Additional Compensation	\$0.00	\$0.00	\$0.00	\$1,500.00	(\$1,500.00)	0.00
24330-1000-52111-0000-001016-0000	Instruction-Educational Retirement	\$0.00	\$0.00	\$0.00	\$216.34	(\$216.34)	0.00
24330-1000-52112-0000-001016-0000	Instruction-ERA - Retiree Health	\$0.00	\$0.00	\$0.00	\$28.60	(\$28.60)	0.00
24330-1000-52500-0000-001016-0000	Instruction-Unemployment Compensation	\$0.00	\$0.00	\$0.00	\$2.66	(\$2.66)	0.00
24330-1000-52720-0000-001016-0000	Instruction-Workers Compensation Employer's Fee	\$0.00	\$0.00	\$0.00	\$0.28	(\$0.28)	0.00
<b>Subtotal of Element: [Function] 1000 - Instruction</b>		<b>\$0.00</b>	<b>\$0.00</b>	<b>\$0.00</b>	<b>\$1,747.88</b>	<b>(\$1,747.88)</b>	<b>0.00</b>
<b>Subtotal of Element: [Fund] 24330 - ESSER III - ARPA</b>		<b>\$0.00</b>	<b>\$0.00</b>	<b>\$0.00</b>	<b>\$1,747.88</b>	<b>(\$1,747.88)</b>	<b>0.00</b>
25205-1000-51100-1010-001016-1411	Instruction-Salaries Expense	\$4,503.50	\$25,000.00	\$9,007.00	\$45,035.00	(\$29,042.00)	36.02
25205-1000-51300-1010-001016-1411	Instruction-Additional Compensation	\$286.46	\$14,152.00	\$418.92	\$3,494.37	\$10,238.71	2.96
25205-1000-52111-0000-001016-0000	Instruction-Educational Retirement	\$702.34	\$4,015.00	\$1,404.68	\$7,023.39	(\$4,413.07)	34.98
25205-1000-52112-0000-001016-0000	Instruction-ERA - Retiree Health	\$92.72	\$568.00	\$185.44	\$927.20	(\$544.64)	32.64
25205-1000-52210-0000-001016-0000	Instruction-FICA Payments	\$248.92	\$1,759.00	\$490.88	\$137.86	\$1,130.26	27.90
25205-1000-52220-0000-001016-0000	Instruction-Medicare Payments	\$58.21	\$411.00	\$114.79	\$32.31	\$263.90	27.92
25205-1000-52311-0000-001016-0000	Instruction-Health and Medical Premiums	\$1,102.74	\$1,057.00	\$2,143.06	\$11,027.40	(\$12,113.46)	202.74
25205-1000-52312-0000-001016-0000	Instruction-Life	\$2.64	\$58.00	\$5.28	\$26.40	\$26.32	9.10
25205-1000-52313-0000-001016-0000	Instruction-Dental	\$51.32	\$432.00	\$102.64	\$513.20	(\$183.84)	23.75



25205-1000-52314-0000-001016-0000	Instruction-Vision	\$8.48	\$90.00	\$16.96	\$84.80	(\$11.76)	18.84
25205-1000-52500-0000-001016-0000	Instruction-Unemployment Compensation	\$0.51	\$164.00	\$0.51	\$96.50	\$66.99	0.31
25205-1000-52710-0000-001016-0000	Instruction-Workers Compensation Premium	\$0.00	\$449.00	\$854.20	\$0.00	(\$405.20)	190.24
25205-1000-52720-0000-001016-0000	Instruction-Workers Compensation Employer's Fee	\$0.00	\$20.00	\$0.00	\$18.40	\$1.60	0.00
25205-1000-53711-1010-001016-0000	Instruction-Other Charges	\$0.00	\$0.00	\$0.00	\$600.00	(\$600.00)	0.00
25205-1000-55813-1010-001016-0000	Instruction-Employee Travel - Non-Teachers	\$0.00	\$6,900.00	\$0.00	\$0.00	\$6,900.00	0.00
25205-1000-55817-1010-001016-0000	Instruction-Student Travel	\$0.00	\$7,000.00	\$0.00	\$701.00	\$6,299.00	0.00
25205-1000-55915-1010-001016-0000	Instruction-Other Contract Services	\$0.00	\$23,225.00	\$0.00	\$0.00	\$23,225.00	0.00
25205-1000-56118-1010-001016-0000	Instruction-General Supplies and Materials	\$0.00	\$7,000.00	\$361.60	\$0.00	\$6,638.40	5.16
<b>Subtotal of Element: [Function] 1000 - Instruction</b>		<b>\$7,057.84</b>	<b>\$92,300.00</b>	<b>\$15,105.96</b>	<b>\$69,717.83</b>	<b>\$7,476.21</b>	<b>16.37</b>
25205-2100-51100-0000-001016-1211	Support Services-Students-Salaries Expense	\$5,638.92	\$0.00	\$14,097.30	\$53,569.70	(\$67,667.00)	0.00
25205-2100-51100-2000-001016-1211	Support Services-Students-Salaries Expense	\$0.00	\$85,000.00	\$0.00	\$0.00	\$85,000.00	0.00
25205-2100-51300-2000-001016-1211	Support Services-Students-Additional Compensation	\$0.00	\$8,056.00	\$0.00	\$0.00	\$8,056.00	0.00
25205-2100-52111-0000-001016-0000	Support Services-Students-Educational Retirement	\$854.30	\$14,692.00	\$2,107.55	\$8,115.84	\$4,468.61	14.34
25205-2100-52112-0000-001016-0000	Support Services-Students-ERA - Retiree Health	\$112.78	\$2,077.00	\$281.95	\$1,071.41	\$723.64	13.57
25205-2100-52210-0000-001016-0000	Support Services-Students-FICA Payments	\$332.48	\$6,438.00	\$832.58	\$3,158.56	\$2,446.86	12.93
25205-2100-52220-0000-001016-0000	Support Services-Students-Medicare Payments	\$77.76	\$1,349.00	\$194.73	\$738.72	\$415.55	14.43
25205-2100-52311-0000-001016-0000	Support Services-Students-Health and Medical Premiums	\$393.82	\$0.00	\$765.36	\$3,938.20	(\$4,703.56)	0.00
25205-2100-52312-0000-001016-0000	Support Services-Students-Life	\$2.64	\$3,365.00	\$5.28	\$26.40	\$3,333.32	0.15
25205-2100-52313-0000-001016-0000	Support Services-Students-Dental	\$17.16	\$0.00	\$34.32	\$171.60	(\$205.92)	0.00
25205-2100-52314-0000-001016-0000	Support Services-Students-Vision	\$3.76	\$0.00	\$7.52	\$37.60	(\$45.12)	0.00
25205-2100-52315-0000-001016-0000	Support Services-Students-Disability	\$19.34	\$0.00	\$38.68	\$193.40	(\$232.08)	0.00
25205-2100-52500-0000-001016-0000	Support Services-Students-Unemployment Compensation	\$17.70	\$328.00	\$44.31	\$71.40	\$212.29	13.50
25205-2100-52710-0000-001016-0000	Support Services-Students-Workers Compensation Premium	\$0.00	\$1,642.00	\$1,069.55	\$0.00	\$572.45	65.13
25205-2100-52720-0000-001016-0000	Support Services-Students-Workers Compensation Employer's Fee	\$0.00	\$40.00	\$6.90	\$0.00	\$33.10	17.25
25205-2100-53711-0000-001016-0000	Support Services-Students-Other Charges	\$0.00	\$3,000.00	\$0.00	\$0.00	\$3,000.00	0.00
<b>Subtotal of Element: [Function] 2100 - Support Services-Students</b>		<b>\$7,470.66</b>	<b>\$125,987.00</b>	<b>\$19,486.03</b>	<b>\$71,092.83</b>	<b>\$35,408.14</b>	<b>15.47</b>
<b>Subtotal of Element: [Fund] 25205 - GEAR UP</b>		<b>\$14,528.50</b>	<b>\$218,287.00</b>	<b>\$34,591.99</b>	<b>\$140,810.66</b>	<b>\$42,884.35</b>	<b>15.85</b>
27107-2200-56114-0000-001016-0000	Support Services-Instruction-Library And Audio-Visual	\$0.00	\$2,780.00	\$0.00	\$274.50	\$2,505.50	0.00
<b>Subtotal of Element: [Function] 2200 - Support Services-Instruction</b>		<b>\$0.00</b>	<b>\$2,780.00</b>	<b>\$0.00</b>	<b>\$274.50</b>	<b>\$2,505.50</b>	<b>0.00</b>
<b>Subtotal of Element: [Fund] 27107 - Literacy For Children @ Risk PED</b>		<b>\$0.00</b>	<b>\$2,780.00</b>	<b>\$0.00</b>	<b>\$274.50</b>	<b>\$2,505.50</b>	<b>0.00</b>
31600-4000-54640-0000-001016-0000	Capital Outlay-Rentals - Lease to Purchase	\$0.00	\$636,803.00	\$0.00	\$0.00	\$636,803.00	0.00
<b>Subtotal of Element: [Function] 4000 - Capital Outlay</b>		<b>\$0.00</b>	<b>\$636,803.00</b>	<b>\$0.00</b>	<b>\$0.00</b>	<b>\$636,803.00</b>	<b>0.00</b>
<b>Subtotal of Element: [Fund] 31600 - Capital Improvements HB-33</b>		<b>\$0.00</b>	<b>\$636,803.00</b>	<b>\$0.00</b>	<b>\$0.00</b>	<b>\$636,803.00</b>	<b>0.00</b>
31701-4000-54315-0000-001016-0000	Capital Outlay-Maintenance & Repair - Bldgs/Grnds/Equipment (SB-9)	\$0.00	\$0.00	\$0.00	\$2,600.00	(\$2,600.00)	0.00
31701-4000-54640-0000-001016-0000	Capital Outlay-Rentals - Lease to Purchase	\$0.00	\$46,763.00	\$0.00	\$0.00	\$46,763.00	0.00
31701-4000-56113-0000-001016-0000	Capital Outlay-Software	\$0.00	\$4,850.00	\$0.00	\$1,828.95	\$3,021.05	0.00
31701-4000-56118-0000-001016-0000	Capital Outlay-General Supplies and Materials	\$0.00	\$100,000.00	\$0.00	\$0.00	\$100,000.00	0.00
31701-4000-57332-0000-001016-0000	Capital Outlay-Supply Assets (\$5,000 or Less)	\$0.00	\$112,114.00	\$0.00	\$6,706.89	\$105,407.11	0.00
<b>Subtotal of Element: [Function] 4000 - Capital Outlay</b>		<b>\$0.00</b>	<b>\$263,727.00</b>	<b>\$0.00</b>	<b>\$11,135.84</b>	<b>\$252,591.16</b>	<b>0.00</b>
<b>Subtotal of Element: [Fund] 31701 - Capital Improvements SB-9 Local</b>		<b>\$0.00</b>	<b>\$263,727.00</b>	<b>\$0.00</b>	<b>\$11,135.84</b>	<b>\$252,591.16</b>	<b>0.00</b>
31703-4000-57332-0000-001016-0000	Capital Outlay-Supply Assets (\$5,000 or Less)	\$0.00	\$8,296.00	\$0.00	\$0.00	\$8,296.00	0.00
<b>Subtotal of Element: [Function] 4000 - Capital Outlay</b>		<b>\$0.00</b>	<b>\$8,296.00</b>	<b>\$0.00</b>	<b>\$0.00</b>	<b>\$8,296.00</b>	<b>0.00</b>
<b>Subtotal of Element: [Fund] 31703 - SB-9 State Match</b>		<b>\$0.00</b>	<b>\$8,296.00</b>	<b>\$0.00</b>	<b>\$0.00</b>	<b>\$8,296.00</b>	<b>0.00</b>
<b>Grand Total</b>		<b>\$176,283.69</b>	<b>\$3,327,443.00</b>	<b>\$477,004.13</b>	<b>\$1,624,681.78</b>	<b>\$1,225,757.09</b>	<b>14.34</b>

# Albuquerque Talent Development Academy

## Rollup Report

Cycle: FY2021-2022; 1st Detail Element: Object; 1st Detail Level: Highest; 2nd Detail Element: None; 2nd Detail Level: None; 3rd Detail Element: None; 3rd Detail Level: None; 4th Detail Element: None; 4th Detail Level: None; 5th Detail Element: None; 5th Detail Level: None; Account Expression: ([Object] > "51000") ; 1st Subtotal Element: Fund; 1st Subtotal Rollup Level: Lowest; 2nd Subtotal Element: None; 2nd Subtotal Rollup Level: None; 3rd Subtotal

Object	Actuals (Selected Range)	Adopted Budget	Current Budget	Actuals (YTD)	Encumbrances (YTD)	Available	% of Budget
51000 - Personnel Services - Compensation	\$85,377.92	\$994,280.00	\$994,280.00	\$177,748.76	\$828,194.31	(\$11,663.07)	17.88
52000 - Personnel Services - Employee Benefits	\$27,334.57	\$327,959.00	\$327,959.00	\$72,238.22	\$256,548.70	(\$827.92)	22.03
53000 - Purchased Professional and Technical Services	\$3,996.51	\$209,652.00	\$209,652.00	\$15,359.87	\$69,619.97	\$124,672.16	7.33
54000 - Purchased Property Services	\$26,970.96	\$256,282.00	\$256,282.00	\$77,812.47	\$107,565.60	\$70,903.93	30.36
55000 - Other Purchased Services	\$7,608.17	\$106,365.00	\$106,365.00	\$35,936.78	\$65,317.22	\$5,111.00	33.79
56000 - Supplies	\$4,339.91	\$36,300.00	\$36,300.00	\$18,349.14	\$6,476.55	\$11,474.31	50.55
57000 - Property	\$279.99	\$1,000.00	\$1,000.00	\$279.99	\$4,271.00	(\$3,550.99)	28.00
<b>Subtotal of Element: [Fund] 11000 - Operational</b>	<b>\$155,908.03</b>	<b>\$1,931,838.00</b>	<b>\$1,931,838.00</b>	<b>\$397,725.23</b>	<b>\$1,337,993.35</b>	<b>\$196,119.42</b>	
51000 - Personnel Services - Compensation	\$83.34	\$1,000.00	\$1,000.00	\$166.68	\$833.32	\$0.00	16.67
52000 - Personnel Services - Employee Benefits	\$19.78	\$268.00	\$268.00	\$39.60	\$199.32	\$29.08	14.78
53000 - Purchased Professional and Technical Services	\$0.00	\$210.00	\$210.00	\$0.00	\$0.00	\$210.00	0.00
55000 - Other Purchased Services	\$0.00	\$16,226.00	\$16,226.00	\$0.00	\$0.00	\$16,226.00	0.00
56000 - Supplies	\$0.00	\$13,533.00	\$13,533.00	\$8,100.00	\$0.00	\$5,433.00	59.85
<b>Subtotal of Element: [Fund] 24101 - Title I - IASA</b>	<b>\$103.12</b>	<b>\$31,237.00</b>	<b>\$31,237.00</b>	<b>\$8,306.28</b>	<b>\$1,032.64</b>	<b>\$21,898.08</b>	
51000 - Personnel Services - Compensation	\$2,832.42	\$33,989.00	\$33,989.00	\$5,664.84	\$28,324.16	\$0.00	16.67
52000 - Personnel Services - Employee Benefits	\$723.82	\$9,497.00	\$9,497.00	\$1,984.88	\$7,294.61	\$217.51	20.90
53000 - Purchased Professional and Technical Services	\$0.00	\$2,544.00	\$2,544.00	\$0.00	\$0.00	\$2,544.00	0.00
<b>Subtotal of Element: [Fund] 24106 - Entitlement IDEA-B</b>	<b>\$3,556.24</b>	<b>\$46,030.00</b>	<b>\$46,030.00</b>	<b>\$7,649.72</b>	<b>\$35,618.77</b>	<b>\$2,761.51</b>	
51000 - Personnel Services - Compensation	\$66.00	\$2,000.00	\$2,000.00	\$66.00	\$632.73	\$1,301.27	3.30
52000 - Personnel Services - Employee Benefits	\$77.01		\$0.00	\$137.75	\$720.59	(\$858.34)	
53000 - Purchased Professional and Technical Services	\$370.00	\$3,114.00	\$3,114.00	\$620.00	\$3,058.00	(\$564.00)	19.91
<b>Subtotal of Element: [Fund] 24154 - Teacher/Principal Training &amp; Recruiting</b>	<b>\$513.01</b>	<b>\$5,114.00</b>	<b>\$5,114.00</b>	<b>\$823.75</b>	<b>\$4,411.32</b>	<b>(\$121.07)</b>	
51000 - Personnel Services - Compensation	\$0.00	\$73,887.00	\$73,887.00	\$0.00	\$0.00	\$73,887.00	0.00
52000 - Personnel Services - Employee Benefits	\$0.00	\$12,811.00	\$12,811.00	\$0.00	\$0.00	\$12,811.00	0.00
53000 - Purchased Professional and Technical Services	\$0.00	\$30,000.00	\$30,000.00	\$1,200.00	\$0.00	\$28,800.00	4.00
55000 - Other Purchased Services	\$167.02		\$0.00	\$167.02	\$29,832.98	(\$30,000.00)	
56000 - Supplies	\$0.00	\$21,800.00	\$21,800.00	\$25,000.00	\$284.71	(\$3,484.71)	114.68
57000 - Property	\$1,482.90	\$36,250.00	\$36,250.00	\$1,482.90	\$60,564.00	(\$25,796.90)	4.09
<b>Subtotal of Element: [Fund] 24308 - ESSER II CRRSA</b>	<b>\$1,649.92</b>	<b>\$174,748.00</b>	<b>\$174,748.00</b>	<b>\$27,849.92</b>	<b>\$90,681.69</b>	<b>\$56,216.39</b>	
51000 - Personnel Services - Compensation	\$0.00		\$0.00	\$0.00	\$1,500.00	(\$1,500.00)	
52000 - Personnel Services - Employee Benefits	\$0.00		\$0.00	\$0.00	\$247.88	(\$247.88)	
<b>Subtotal of Element: [Fund] 24330 - ESSER III - ARPA</b>	<b>\$0.00</b>		<b>\$0.00</b>	<b>\$0.00</b>	<b>\$1,747.88</b>	<b>(\$1,747.88)</b>	
51000 - Personnel Services - Compensation	\$10,428.88	\$132,208.00	\$132,208.00	\$23,523.22	\$102,099.07	\$6,585.71	17.79
52000 - Personnel Services - Employee Benefits	\$4,099.62	\$38,954.00	\$38,954.00	\$10,707.17	\$37,410.59	(\$9,163.76)	27.49
53000 - Purchased Professional and Technical Services	\$0.00	\$3,000.00	\$3,000.00	\$0.00	\$600.00	\$2,400.00	0.00
55000 - Other Purchased Services	\$0.00	\$37,125.00	\$37,125.00	\$0.00	\$701.00	\$36,424.00	0.00
56000 - Supplies	\$0.00	\$7,000.00	\$7,000.00	\$361.60	\$0.00	\$6,638.40	5.17
<b>Subtotal of Element: [Fund] 25205 - GEAR UP</b>	<b>\$14,528.50</b>	<b>\$218,287.00</b>	<b>\$218,287.00</b>	<b>\$34,591.99</b>	<b>\$140,810.66</b>	<b>\$42,884.35</b>	
53000 - Purchased Professional and Technical Services	\$0.00	\$0.00	\$0.00	\$32.37	\$0.00	(\$32.37)	
56000 - Supplies	\$24.87	\$1,500.00	\$1,500.00	\$24.87	\$975.13	\$500.00	1.66
<b>Subtotal of Element: [Fund] 21000 - Food Services</b>	<b>\$24.87</b>	<b>\$1,500.00</b>	<b>\$1,500.00</b>	<b>\$57.24</b>	<b>\$975.13</b>	<b>\$467.63</b>	
53000 - Purchased Professional and Technical Services	\$0.00	\$636,803.00	\$636,803.00	\$0.00	\$0.00	\$636,803.00	0.00
<b>Subtotal of Element: [Fund] 31600 - Capital Improvements HB-33</b>	<b>\$0.00</b>	<b>\$636,803.00</b>	<b>\$636,803.00</b>	<b>\$0.00</b>	<b>\$0.00</b>	<b>\$636,803.00</b>	
53000 - Purchased Professional and Technical Services	\$0.00	\$46,763.00	\$46,763.00	\$0.00	\$0.00	\$46,763.00	0.00
54000 - Purchased Property Services	\$0.00		\$0.00	\$0.00	\$2,600.00	(\$2,600.00)	
56000 - Supplies	\$0.00	\$104,850.00	\$104,850.00	\$0.00	\$1,828.95	\$103,021.05	0.00

57000 - Property	\$0.00	\$112,114.00	\$112,114.00	\$0.00	\$6,706.89	\$105,407.11	0.00
<b>Subtotal of Element: [Fund] 31701 - Capital Improvements SB-9 Local</b>	<b>\$0.00</b>	<b>\$263,727.00</b>	<b>\$263,727.00</b>	<b>\$0.00</b>	<b>\$11,135.84</b>	<b>\$252,591.16</b>	
56000 - Supplies	\$0.00	\$2,000.00	\$2,000.00	\$0.00	\$0.00	\$2,000.00	0.00
<b>Subtotal of Element: [Fund] 14000 - Total Instructional Materials Sub-Fund</b>	<b>\$0.00</b>	<b>\$2,000.00</b>	<b>\$2,000.00</b>	<b>\$0.00</b>	<b>\$0.00</b>	<b>\$2,000.00</b>	
56000 - Supplies	\$0.00	\$875.00	\$875.00	\$0.00	\$0.00	\$875.00	0.00
<b>Subtotal of Element: [Fund] 24153 - English Language Acquisition</b>	<b>\$0.00</b>	<b>\$875.00</b>	<b>\$875.00</b>	<b>\$0.00</b>	<b>\$0.00</b>	<b>\$875.00</b>	
56000 - Supplies	\$0.00	\$4,208.00	\$4,208.00	\$0.00	\$0.00	\$4,208.00	0.00
<b>Subtotal of Element: [Fund] 24174 - Carl D Perkins Secondary - Current</b>	<b>\$0.00</b>	<b>\$4,208.00</b>	<b>\$4,208.00</b>	<b>\$0.00</b>	<b>\$0.00</b>	<b>\$4,208.00</b>	
56000 - Supplies	\$0.00	\$2,780.00	\$2,780.00	\$0.00	\$274.50	\$2,505.50	0.00
<b>Subtotal of Element: [Fund] 27107 - Literacy For Children @ Risk PED</b>	<b>\$0.00</b>	<b>\$2,780.00</b>	<b>\$2,780.00</b>	<b>\$0.00</b>	<b>\$274.50</b>	<b>\$2,505.50</b>	
57000 - Property	\$0.00	\$8,296.00	\$8,296.00	\$0.00	\$0.00	\$8,296.00	0.00
<b>Subtotal of Element: [Fund] 31703 - SB-9 State Match</b>	<b>\$0.00</b>	<b>\$8,296.00</b>	<b>\$8,296.00</b>	<b>\$0.00</b>	<b>\$0.00</b>	<b>\$8,296.00</b>	
<b>Grand Total</b>	<b>\$176,283.69</b>	<b>\$3,327,443.00</b>	<b>\$3,327,443.00</b>	<b>\$477,004.13</b>	<b>\$1,624,681.78</b>	<b>\$1,225,757.09</b>	

# Albuquerque Talent Development

## Voucher by Warrant with Date Range Report

Accounting Cycle: FY 2021-2022; Voucher: [All]; Warrant Status: Non-Void; Order by: Voucher; Begin Date: 09/01/2021; End Date: 09/30/2021; Created On: 10/15/2021 11:10:28 AM

Warrant Date	Warrant Number	Vendor	Amount
09/08/2021	15646	NM Bank & Trust	\$480.73
09/09/2021	15588	Saylor Family Trust, LLC	\$22,304.42
09/09/2021	15647	Amazon	\$1,983.74
09/16/2021	15590	3D Security Services Group, LLC	\$3,300.98
09/16/2021	15591	ABQ Charter School League	\$825.00
09/16/2021	15592	Adelante Development Center	\$83.44
09/16/2021	15593	Albuquerque Bernalillo County Water Utility Authority	\$377.38
09/16/2021	15594	Century Link	\$150.57
09/16/2021	15595	CES	\$167.02
09/16/2021	15596	City of Albuquerque	\$120.00
09/16/2021	15620	Cleaning Specialists Maintenance, Inc	\$2,662.36
09/16/2021	15621	Crystal Springs	\$296.47
09/16/2021	15622	Dex Media East, Inc	\$41.49
09/16/2021	15623	EASi Therapy & Diagnostic Services	\$1,057.18
09/16/2021	15624	Fincham Mobile Storage	\$237.33
09/16/2021	15625	Gallegos, Isaiah	\$165.00
09/16/2021	15626	Garcia, Herman	\$11.04
09/16/2021	15627	Herff Jones, Inc.	\$85.75
09/16/2021	15628	ITConnect, Inc	\$563.86
09/16/2021	15629	Konica Minolta Premier	\$237.24
09/16/2021	15630	Lakeshore Learning Materials	\$159.71
09/16/2021	15631	Mark Hillmeyer	\$23.85
09/16/2021	15632	Matthews Fox, PC	\$586.63
09/16/2021	15633	NM Assoc. of School Business Officials	\$295.00
09/16/2021	15634	NWEA	\$2,430.00
09/16/2021	15635	Pitney Bowes Global Financial Services LLC	\$182.91
09/16/2021	15636	PNM	\$2,845.01
09/16/2021	15637	Public Charter Schools of New Mexico	\$1,575.00
09/16/2021	15638	Sandia Office Supply	\$1,165.97
09/16/2021	15639	School Specialty	\$156.47
09/16/2021	15640	Staples Advantage	\$25.09
09/16/2021	15641	Unite Private Networks, LLC	\$112.27
09/16/2021	15642	Verizon Wireless	\$227.36
Sub Total			\$44,936.27

# Albuquerque Talent Development Academy

## Payroll Voucher Management Report

[Cycle Name]: "FY2021-2022"; Created On: 10/15/2021 11:11:25 AM

Voucher Status	Voucher Number	Voucher Date	Description	Voucher Total	Approved Date	Approved By
Paid	2075	09/07/2021	NMPSIA for 2021 09	\$13,040.90	10/13/2021	Galindo, Whitney
Paid	2076	09/07/2021	ERB for 2021 08	\$23,801.61	09/10/2021	Galindo, Whitney
Paid	2077	09/07/2021	Aflac for 2021 08	\$204.92	09/10/2021	Galindo, Whitney
Paid	2078	09/07/2021	FFGA for 2021 08	\$42.30	09/10/2021	Galindo, Whitney
Paid	2079	09/07/2021	InvesTrust for 2021 08	\$700.00	09/10/2021	Galindo, Whitney
Paid	2080	09/07/2021	CRS for 2021 08	\$2,496.42	09/10/2021	Galindo, Whitney
Paid	2081	09/07/2021	RHC for 2021 08	\$2,762.70	09/10/2021	Galindo, Whitney
Paid	2082	09/15/2021	EFTPS for 09/15/2021 - PR22-04	\$11,188.78	10/13/2021	Galindo, Whitney
Paid	2090	09/15/2021	DD for 09/15/2021 - PR22-04	\$31,501.18	10/13/2021	Galindo, Whitney
Paid	2083	09/30/2021	EFTPS for 09/30/2021 - PR22-05	\$11,328.20	10/13/2021	Galindo, Whitney
Paid	2091	09/30/2021	DD for 09/30/2021 - PR22-05	\$31,652.89	10/13/2021	Galindo, Whitney