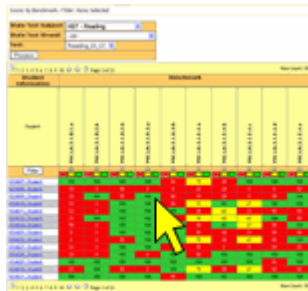
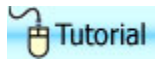




## Scores by Benchmark/Objective/Standard



[Click to view example](#)

This report is a student listing of results by state standard *benchmark* according to the subject, strand, and test selected.

### Report Contents

The report shows the following by student:

- Benchmark test score (percentage) color-coded to indicate at or below proficiency

The colors and cut scores for this report are set using the Color Manager in PM2 Admin.

### Additional filters

In addition to the primary filters, you can filter this report by:

- HST subject
- Strand
- Benchmark test

### Use this report to

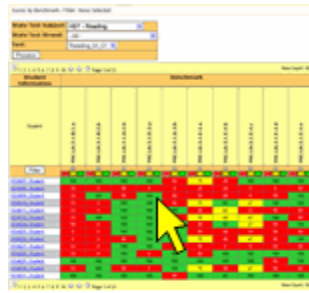
#### Teachers:

- Identify the relative strengths and weaknesses for the student group selected to determine which benchmarks require reinforcement or remediation
- Identify individual students who are at or below *proficiency level* for the selected benchmark to target reinforcement or remediation

#### Hotspots:

- Student name: accesses the [Student Detail](#) report





[Click to view example](#)