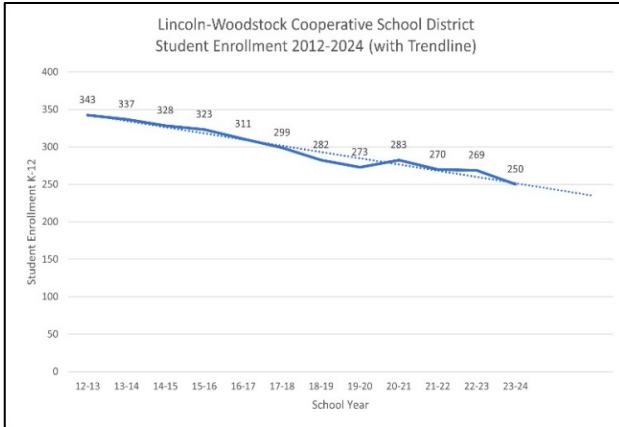




# LIN-WOOD SCHOOLS

As of February 26, 2024	Enrollment
Elementary	113
Middle	63
High School	74
<b>Total</b>	<b>250</b>



*LINCOLN-WOODSTOCK COOPERATIVE SCHOOL DISTRICT COST PER PUPIL (CPP)			
SCHOOL YEAR	LIN-WOOD ENROLLMENT	LINCOLN-WOODSTOCK COOPERATIVE SCHOOL DISTRICT CPP	NH STATE AVERAGE CPP
2022-2023	269	\$28,137.15	\$20,322.52
2021-2022	270	\$28,252.80	\$19,399.97
2020-2021	283	\$25,963.58	\$18,434.21
2019-2020	273	\$26,874.01	\$16,823.88
2018-2019	282	\$26,485.11	\$16,346.45
2017-2018	299	\$24,064.74	\$15,865.26

Lin-Wood Change in CPP 2017-2023 = 16.9%  
 State Average Change in CPP 2017-2023 = 28.1%

# FY2025 Proposed Budget Profile Lincoln-Woodstock Cooperative School District



**Dr. Judith McGann, Superintendent**  
**Jason Robert, Principal**

*Empowering Students to  
Achieve Excellence*

## \*Educator Profiles

The relative performance of the school/district compared to the performance of all other schools/districts in the given domain is indicated by its quartile. It is not a ranking of schools but rather a mechanism to add context to the numbers.



Metrics are presented as a % of classes offered in the school, not as a % of the total # of educators or teachers.

	2021	2022	2023
Average Teacher Salary	\$57616.00	\$59255.00	\$59820.00
Classes by Experienced Educators	91.47%	95.76%	89.68%

## Teacher Educational Attainment

Percentage of full-time equivalent professionals including regular & special education teachers, guidance, library, and social worker.

Degree	20/21		21/22	
	District	State	District	State
% Bachelor's	51.5%	35.9%	54.7%	35.4%
% Master's	47.7%	61.2%	44.8%	61.5%
% Beyond Master's	0.00%	2.2%	0.00%	2.4%

Source: NH Dept of Education. No 22/23 Data.

## POST-SECONDARY CHOICES

YEAR	4-YR COLLEGE	2-3-YR COLLEGE	WORK/MILITARY/OTHER
2022-2023	65.38%	3.84%	30.76%
2021-2022	71.42%	0.00%	28.57%
2020-2021	58.33%	20.83%	20.83%
2019-2020	45.83%	12.50%	41.66%

The Lincoln-Woodstock Cooperative School District continuously strives to provide diverse, research-based, and relevant learning opportunities in a safe and supportive environment. We empower our students to fully participate in their education. We are dedicated to the principles of life-long learning: self-direction, collaboration, critical thinking, effective communication, and caring and responsible citizenship.

*LIN-WOOD PUBLIC SCHOOL 4-YEAR GRADUATION RATE	
YEAR	PERCENTAGE
2022-2023	96.30%
2021-2022	90.48%
2020-2021	100.00%
2019-2020	92.00%

\* Source: NH Dept of Education iPlatform Public Reports

## SCHOOL BOARD

Kevin Bell	Term Expires 2025
Joe Bossie	Term Expires 2025
Casey Caulder	Term Expires 2026
Jay Duguay, Chair	Term Expires 2024
Tamra Ham, Vice-Chair	Term Expires 2026
Jasmine Weeden	Term Expires 2026
Ashley Youngheim	Term Expires 2024



# BUDGET



## LIN-WOOD BUDGET

### FY 2025 BUDGET FOR GENERAL FUND

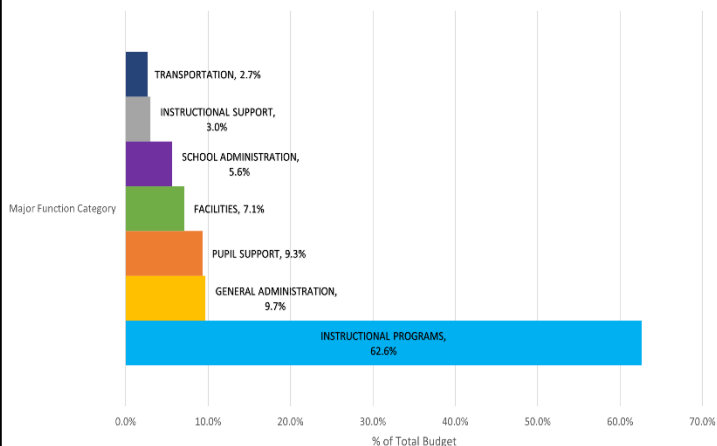
#### Major Drivers

+ increase in budget  
( ) decrease in budget

- Health Insurance Premium Increase 8% or +\$100,798
- 2nd Year of Teacher CBA Current Positions +\$86,651
- Other Salaries +\$36,422
- Staffing Changes Savings in Salaries (\$44,512)
- Grant Funding (\$59,700)
- Substitutes +\$20,000
- Heating Oil (\$29,000)

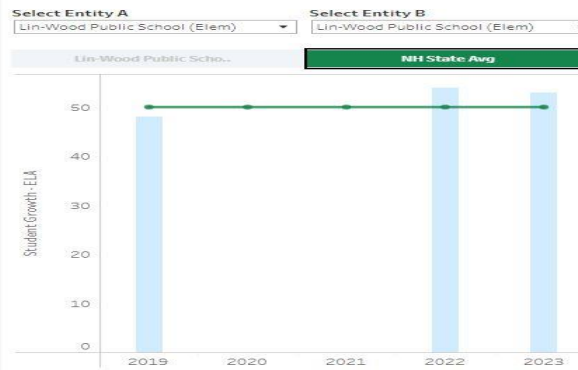
The 2024-25 budget includes 42 teachers, 24 support staff and six administrators for approximately 250 students. It includes support and services for 50 children with an IEP under IDEA. The budget provides for nursing, behavioral health, academics, and enrichment as well as optional technical and alternate charter school education. Technology resources, materials and supplies that aid the teaching process, and maintenance needs for two school buildings, fields and grounds are additionally included in the budget.

Lincoln-Woodstock Cooperative School District Budget Summary By Major Function % of Total Budget FY 2025

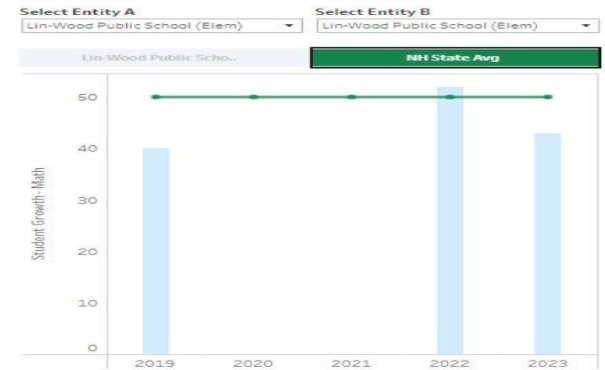


## \*LIN-WOOD STUDENT GROWTH VS. NH STATE AVG.

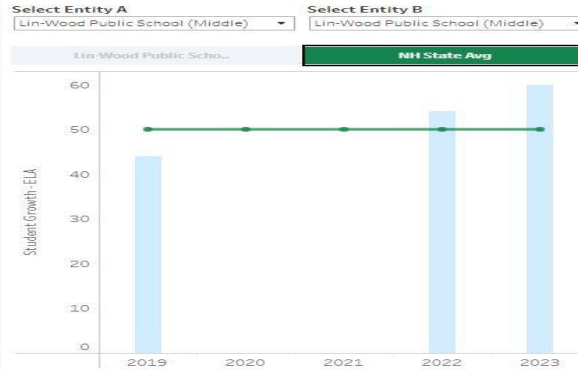
### ELEMENTARY SCHOOL ELA



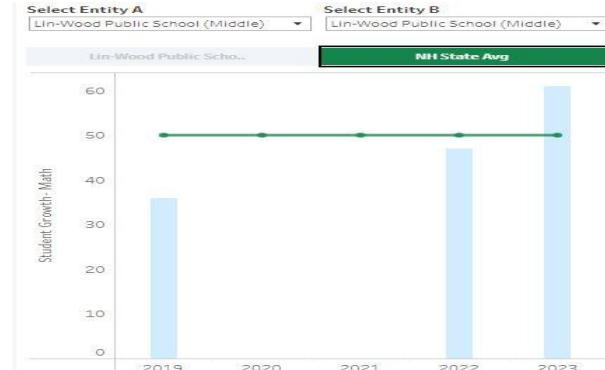
### ELEMENTARY SCHOOL MATH



### MIDDLE SCHOOL ELA

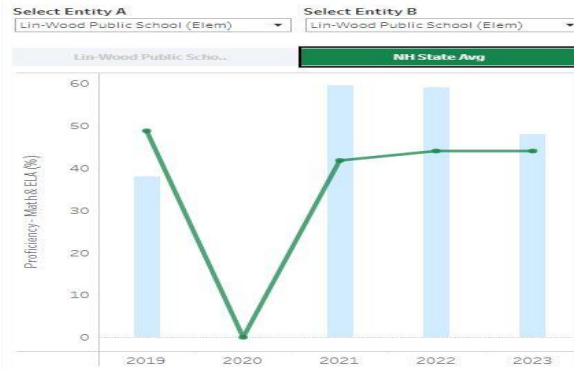


### MIDDLE SCHOOL MATH



## \*LIN-WOOD MATH & ELA PROFICIENCY VS. NH STATE AVG.

### ELEMENTARY SCHOOL ELA & MATH



### MIDDLE SCHOOL ELA & MATH

