



KEY CONCEPT


Great Inventions



"The Story of a Robot Inventor"
pp. 72–81



Thomas Edison, Inventor
pp. 202–219



The Wright Brothers (Approaching, On Level, Beyond, ELL)

Weekly ELA Focus		Found in TE	Assessment
Foundational Literacy Standards			
Phonological Awareness	1.FL.PA.2 Demonstrate understanding of spoken words, syllables, and sounds (phonemes). b. Orally produce single-syllable words by blending sounds (phonemes) in spoken single-syllable words.	T224, T225	Informal: TE: T224, T225
	d. Segment spoken single-syllable words into their complete sequence of individual sounds (phonemes).	T238, T239, T248	Informal: TE: T238, T239
Phonics and Word Recognition	1.FL.PWR.3 Know and apply grade-level phonics and word analysis skills when decoding isolated words and in connected text. b. Decode regularly spelled one-syllable words.	T204, T205, T214, T215, T224, T225, T232, T238	Informal: TE: T204, T205, T214, T215, T224, T225, T232, T238; PB: pp. 369–370
	g. Recognize and read grade-appropriate irregularly spelled words.	T207, T216, T226, T227, T233, T239	Informal: TE: T207, T216, T226, T227, T233, T239; PB: pp. 377, 383–384
	h. Read grade-level decodable text with purpose and understanding.	T208–T209	Informal: RWC: pp. pp. 72–81; TE: T209
Word Composition	1.FL.WC.4 Know and apply grade-level phonics and word analysis skills when encoding words; write legibly. b. Use conventional spelling for one-syllable words with common vowel spelling patterns including CVCe, common vowel teams, final -y, and r-controlled vowels.	T206, T216, T226, T233, T239	Informal: TE: T206, T216, T226, T233, T239; PB: pp. 371–373
	f. Write many common, frequently used words and some irregular words.	T207, T216, T226, T227, T233, T239	Informal: TE: T207, T216, T226, T227, T233, T239
Fluency	1.FL.F.5 Read with sufficient accuracy and fluency to support comprehension. a. Read grade-level text with purpose and understanding.	T208–T209, T218–T219, T223, T239	Informal: TE: T209, T219, T223, T239
	b. Read grade-level text orally with accuracy, appropriate rate, and expression on successive readings.	T209, T219, T223, T239	Informal: TE: T209, T219, T223, T239
Sentence Composition	1.FL.SC.6 Demonstrate command of the conventions of standard English grammar and usage when speaking and conventions of standard English grammar and usage, including capitalization and punctuation, when writing. e. Use frequently occurring adjectives.	T211, T221, T228, T229, T234, T235, T241	Informal: TE: T211, T221, T228, T229, T234, T235, T241; PB: pp. 380–381
	j. Capitalize names of people and dates.	T229, T235, T241	Informal: TE: T229, T235, T241; PB: p. 382
Vocabulary Acquisition	1.FL.VA.7a Determine or clarify the meaning of unknown and multiple-meaning words and phrases based on grade I reading and content, choosing flexibly from an array of strategies. ii. Use frequently occurring affixes as a clue to the meaning of a word.	T217	Informal: RWC: p. 83; TE: T217; PB: p. 379 Formal: PMA: Unit 5 Week 3 Test
	1.FL.VA.7c Use words and phrases acquired through conversations, reading and being read to, and responding to texts, including using frequently occurring conjunctions to signal simple relationships.	T201, T209, T211, T217	Informal: TE: T201, T209, T211, T217
Reading Standards: Literature			
Craft and Structure	1.RL.CS.4 Identify words and phrases in stories and poems that suggest feelings or appeal to the senses.	T231B, T231D	Informal: TE: T231B, T231D
Range of Reading and Level of Text Complexity	1.RL.RRTC.10 With prompting and support, read stories and poems of appropriate complexity for grade I.	T231A–T231C	Informal: TE: T231B–T231C

Weekly ELA Focus		Found in TE	Assessment
Reading: Informational Text			
Key Ideas and Details	1.RI.KID.1 Ask and answer questions about key details in a text.	T203, T209, T213, T227D, T227I	Informal: TE: T203, T209, T213, T227D, T227I
	1.RI.KID.3 Using graphic organizers or including written details and illustrations when developmentally appropriate, describe the connections between two individuals, events, ideas, or pieces of information in a text.	T219, T223, T227A–T227L	Informal: RWC: pp. 86–87; LA: p. 221; TE: T219, T223, T227B, T227C, T227E, T227H, T227I
Range of Reading and Level of Text Complexity	1.RI.RRTC.10 With prompting and support, read informational texts of appropriate complexity for grade 1.	T227A–T227L	Informal: TE: T227B–T227L
Speaking and Listening			
Comprehension and Collaboration	1.SL.CC.1 Participate with varied peers and adults in collaborative conversations in small or large groups about appropriate 1 st grade topics and texts.	T201, T236, T240, T242, T243	Informal: RWC: pp. 70–71, 98, 99; TE: T201, T236, T240, T242, T243
	1.SL.CC.2 Ask and answer questions about key details in a text read aloud or information presented orally or through other media.	T203, T213, T272, T274	Informal: TE: T203, T213
	1.SL.CC.3 Ask and answer questions about what a speaker says in order to gather additional information or clarify something that is not understood.	T201, T236, T240	Informal: TE: T201, T236, T240
Presentation of Knowledge and Ideas	1.SL.PKI.4 Describe people, places, things, and events with relevant details, expressing ideas and feelings clearly.	T227L, T231C, T231D, T242, T245, T247, T259	Informal: TE: T227L, T231C, T231D, T242
	1.SL.PKI.5 Add drawings or other visual displays to descriptions, when appropriate, to clarify ideas, thoughts, and feelings.	T237, T266	Informal: TE: T237
	1.SL.PKI.6 With prompting and support, speak in complete sentences when appropriate to task and situation.	T201, T221, T235, T266	Informal: TE: T201, T221, T235
Writing Standards			
Text Types and Protocol	1.W.TTP.2 With prompting and support, write informative/explanatory texts, naming a topic, supplying some facts about the topic, and providing some sense of closure.	T228	Informal: TE: T228
Production and Distribution of Writing	1.W.PDW.5 With guidance and support from adults, focus on a topic, respond to questions and suggestions from others, and add details to strengthen writing as needed.	T234, T236–T237	Informal: TE: T234, T237
	1.W.PDW.6 With guidance and support from adults, and in collaboration with peers, explore a variety of digital tools to produce and publish writing.	T236–T237	Informal: RWC: p. 97; TE: T237
Research to Build and Present Knowledge	1.W.RBPK.7 Participate in shared research and writing projects, such as exploring a number of “how to” books on a given topic and using them to write a sequence of instructions.	T236–T237	Informal: RWC: pp. 96–97; TE: T237

Assessment Key

Informal Assessment

RWC = Reading/Writing Companion; LA = Literature Anthology; TE = Teacher's Edition; PB = Practice Book; FA = Fluency Assessment

Formal Assessment

PMA = Progress Monitoring Assessments

CONNECT TO CONTENT: SOCIAL STUDIES

Weekly Social Studies Focus

TENNESSEE SOCIAL STUDIES

History

I.23 Use correct words and phrases related to chronology and time, including: past, present, and future.

I.25 Compare ways people lived in the past to how they live today, including: forms of communication, modes of transportation, and types of clothing.

Wonders

Teacher's Edition, T200–T201, T202–T203, T208–T209, T212–T213, T222, T227A–T227L, T236–T237, T242, T244–T245, T256–T257, T262–T263, T272–T273
 Reading/Writing Companion, pp. 70–71, 72–81, 96–97, 98
 Literature Anthology, pp. 202–221
 Workstation Activity Cards, Social Studies 23
 Leveled Readers: *The Wright Brothers* (A, O, ELL, B)

