

1ST GRADE PARENT MATH WORKSHOP

March 2, 2021 @ 9:45

PLEASE type your name and your student's name
in the chat box for attendance purposes.


I CAN ADD 2-DIGIT NUMBERS WITHIN
100 USING PLACE VALUE STRATEGIES.

March 2, 2021 @ 9:45

PLEASE type your name and your student's name
in the chat box for attendance purposes.


This unit will begin on Monday. This is one of the priority standards that students should master before the end of the year. These skills are an important foundation for what will be learned in second grade.

MODEL (DRAW A PICTURE)




1. Draw the numbers using tens and ones. (Keep your ones in a ten frame format).
2. Check to see if you can make a new ten.
3. If a ten is made, circle it! (if not, go to step 4).
4. Count your model to find the sum.

100s CHART




1. Start on the greater number.
2. Hop to add the second addend.
[Hop the tens vertically. Hop ones horizontally.]
3. The number you land on is the sum!

OPEN NUMBER LINE



1. Draw your blank number line.
2. Start with the greater number.
3. Hop the second addend.
[Make large hops when adding 10s.
Make smaller hops when adding 1s.]
4. The number you land on is the sum!

DECOMPOSING USING NUMBER BONDS



1. Break apart both numbers into tens and ones using number bonds.
2. Write an equation to add the tens.
3. Write an equation to add the ones.
4. Write an equation to add the tens and ones.

ANY QUESTIONS???

Survey link will be posted in the chat box. Please complete :)