



TEXAS ACADEMIC PERFORMANCE REPORT (TAPR)

Ingram ISD ~ 2020-2021

Ingram Independent School District

Texas Academic Performance Report

Public Hearing

January 24, 2022

Ingram ISD TAPR Reports are Available



TEA WEBSITE



INGRAM ISD
WEBSITE



CENTRAL
OFFICE



ALL CAMPUS
OFFICES

Texas Education Agency
2020-21 STAAR Performance
INGRAM ISD (133904) - KERR COUNTY



Due to the cancellation of spring 2020 STAAR, 2021 and 2019 STAAR data are shown.

	School Year	State	Region 20	District	African American	Hispanic	White	American Indian	Asian	Pacific Islander	Two or More Races	Special Ed (Current)	Special Ed (Former)	Continuously Enrolled	Non-Continuously Enrolled	Econ Disadv	EB/EL (Current & Monitored)
STAAR Performance Rates by Tested Grade, Subject, and Performance Level																	
Grade 3 Reading																	
At Approaches Grade Level or Above	2021	67%	64%	85%	-	77%	91%	-	-	-	-	71%	*	86%	82%	82%	75%
	2019	76%	73%	77%	*	73%	82%	-	-	-	*	40%	*	75%	87%	74%	63%
At Meets Grade Level or Above	2021	39%	36%	52%	-	35%	65%	-	-	-	-	21%	*	44%	71%	44%	25%
	2019	45%	42%	33%	*	27%	38%	-	-	-	*	10%	*	32%	40%	31%	21%
At Masters Grade Level	2021	19%	17%	22%	-	15%	26%	-	-	-	-	7%	*	21%	24%	16%	0%
	2019	27%	25%	20%	*	16%	24%	-	-	-	*	0%	*	19%	20%	17%	13%
Grade 3 Mathematics																	
At Approaches Grade Level or Above	2021	62%	56%	85%	-	77%	91%	-	-	-	-	57%	*	86%	82%	82%	69%
	2019	79%	76%	84%	*	76%	94%	-	-	-	*	60%	*	82%	93%	82%	67%

INTERACTIVE TAPR REPORT ON TEA

Due to the declared state of disaster during 2020, schools were not assigned accreditation statuses for the 2020-2021 school year.

CDN	DISTRICT NAME	ESC	2019 FIRST Rating	2019 Accountability Rating	2019-2020 Accreditation Status	Reason For Status
133904	INGRAM ISD	20	B - Above Standard	A	ACCREDITED	

2020-2021 ACCREDITATION STATUS

	General Fund	Per Student	All Funds	Per Student
Total Revenue	\$12,753,685	\$10,957	\$13,595,758	\$11,680
Total Operating Expenditures	\$12,600,179	\$10,825	\$13,439,112	\$12,760

2019-2020 INGRAM ISD FINANCIAL DATA

HOW MUCH DID THIS DISTRICT RECEIVE COMPARED TO OTHERS?

[Tell Me More](#)



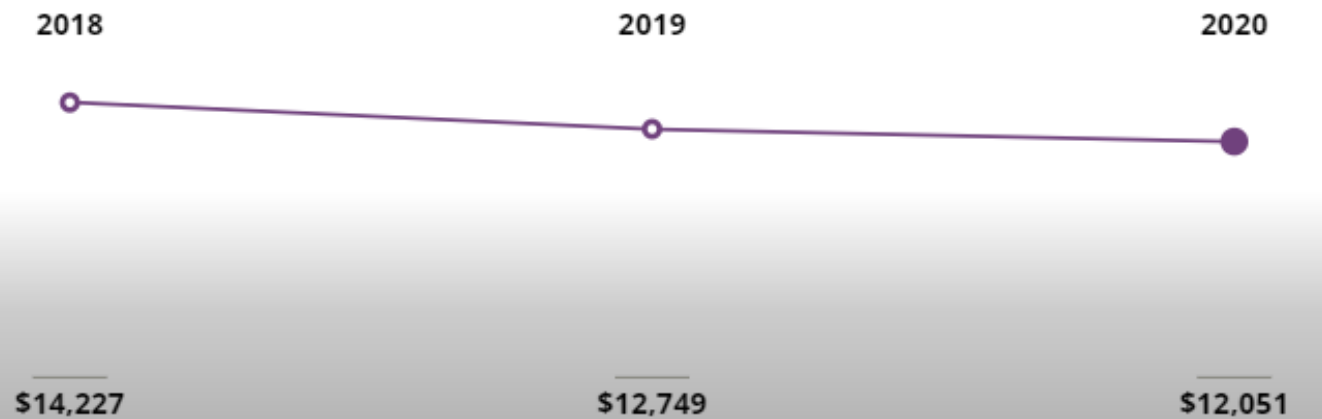
2019-2020 INGRAM ISD FINANCIAL DATA

DEBT PER STUDENT

DEBT PER STUDENT

District Average	\$12,749
Region Average	\$20,496
State Average	\$19,626

DISTRICT OVER TIME



2019-2020 INGRAM ISD FINANCIAL DATA



2020-21 Texas Academic Performance Report (TAPR)

District Name: INGRAM ISD

District Number: 133904

2021 Accountability Rating: Not Rated: Declared State of Disaster

2021 Special Education Determination Status:

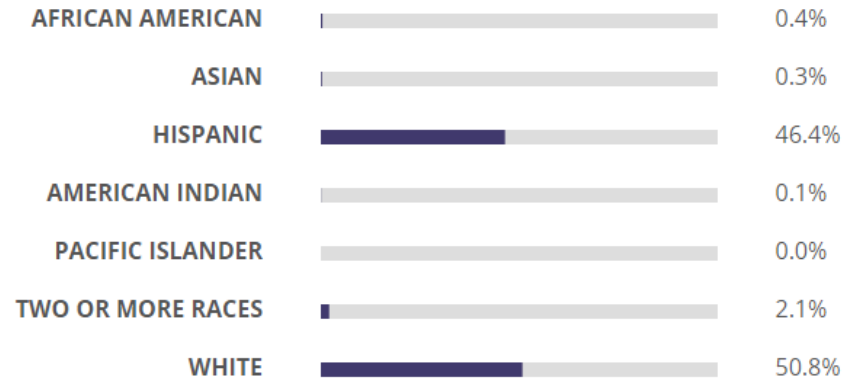
Meets Requirements

SPECIAL
EDUCATION
DETERMINATION
STATUS

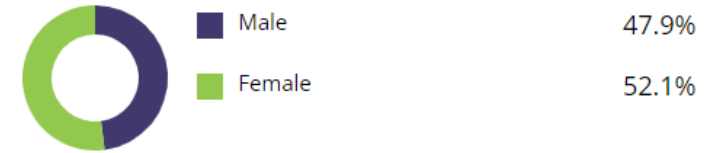
TOTAL STUDENT ENROLLMENT 2020-21

1,096

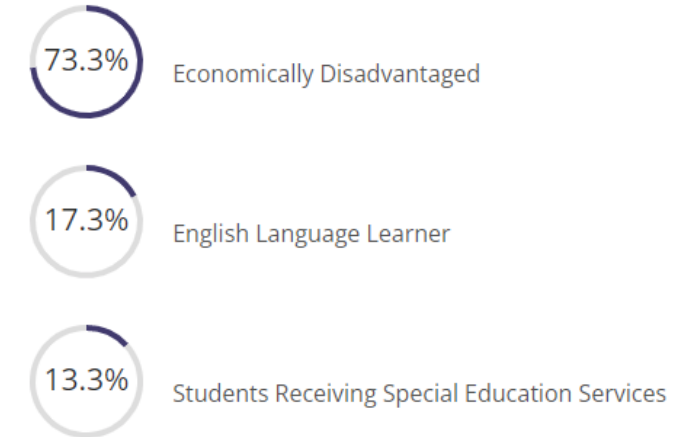
STUDENT ENROLLMENT BY RACE/ETHNICITY



STUDENT ENROLLMENT BY GENDER



STUDENT ENROLLMENT BY TYPE



DEMOGRAPHICS

*All Districts and Schools Were **Not Rated** in 2020 and 2021 Due to COVID-19*

2020-2021	Score*	Grade
Ingram ISD	94	A
Ingram Elementary	82	B
Ingram Middle School	85	B
Ingram Tom Moore	93	A

*Scores were locally calculated. TEA did not provide scaled scores.

2020-2021
INGRAM ISD
ACCOUNTABILITY

NOT RATED

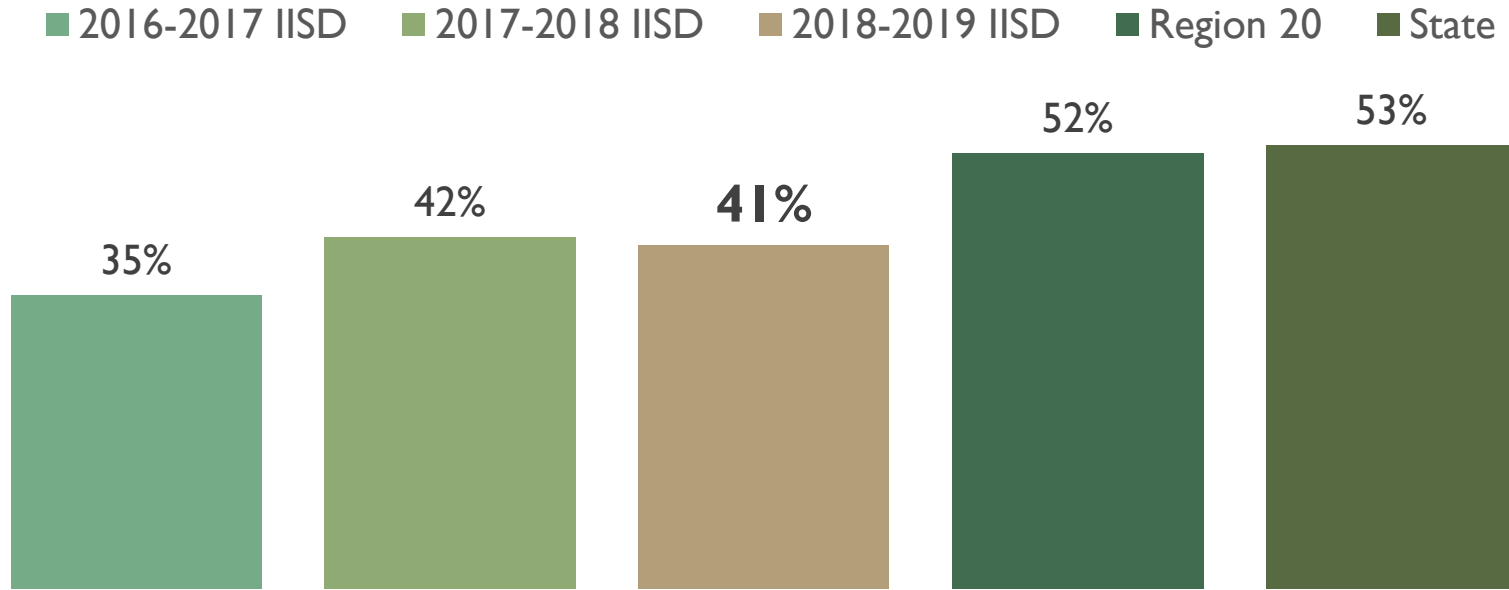
2019 Graduates Enrolled in a Texas Institute of Higher Education in 2020

Ingram Tom Moore	% of 2019 Grads in 1 st Year	GPA for 1 st Year in Public Higher Education in Texas					
		<2.0	2.0-2.49	2.5-2.99	3.0-3.49	>3.5	Unknown
4-Yr Public University	17 (21%)	2	1	6	4	3	1
2-Yr Public College	12 (15%)	3	2	1	1	3	2
Independent Colleges & Universities	5 (6%)						
Not Trackable	5						
Not Found	42						
Total Grads	81						

“Not found” (graduates with standard ID numbers) and “Not trackable” (graduates with non-standard ID numbers) could not find an ID match at a Texas IHE.

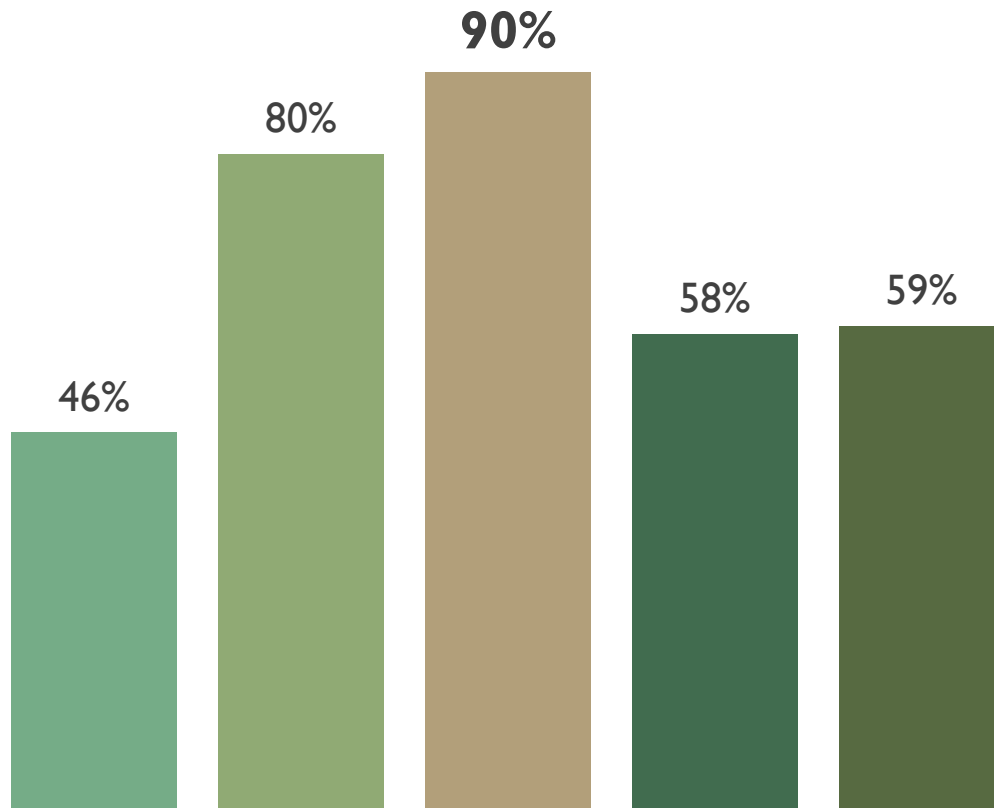
A pair of black-rimmed glasses is resting on an open book. The book has a red bookmark. The background is blurred, showing more books and a wooden surface.

**OUR STUDENTS ARE
LIFE READY!**



Graduates Enrolled in a Texas IHE

■ 2017-2018 IISD ■ 2018-2019 IISD ■ 2019-2020 IISD
■ Region 20 ■ State

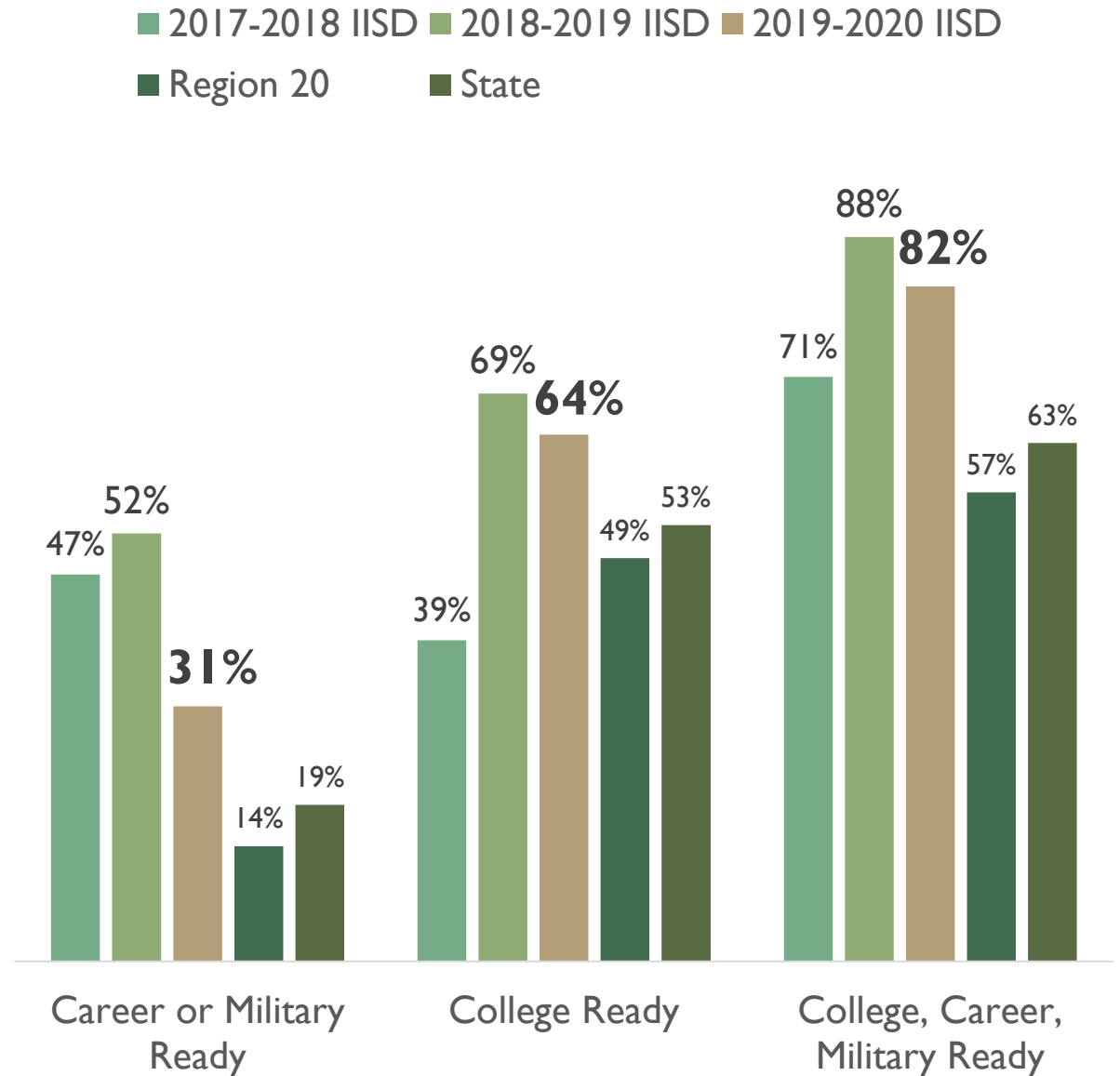


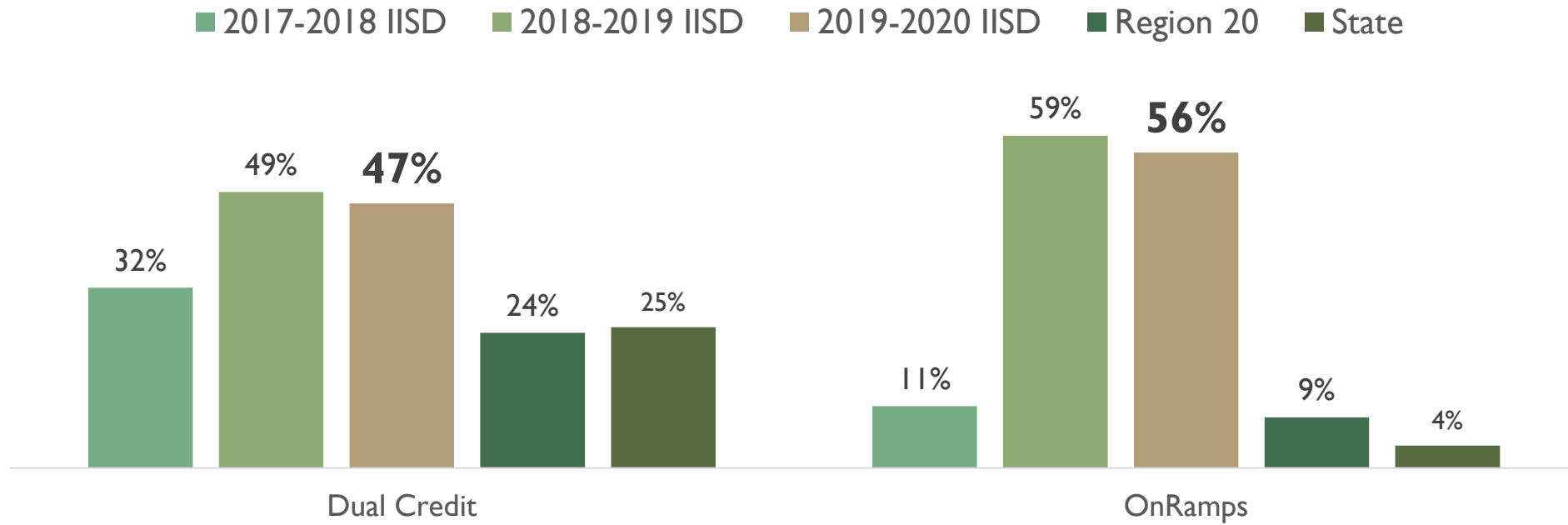
**CTE
Coherent
Sequence
Aligned to
Industry-
Based
Certification**

TEA Removed Military Enlistment as an Indicator

Career or Military Ready
Region fell 24%
State fell 21%

College, Career, Military Ready
Region fell 12%
State fell 10%

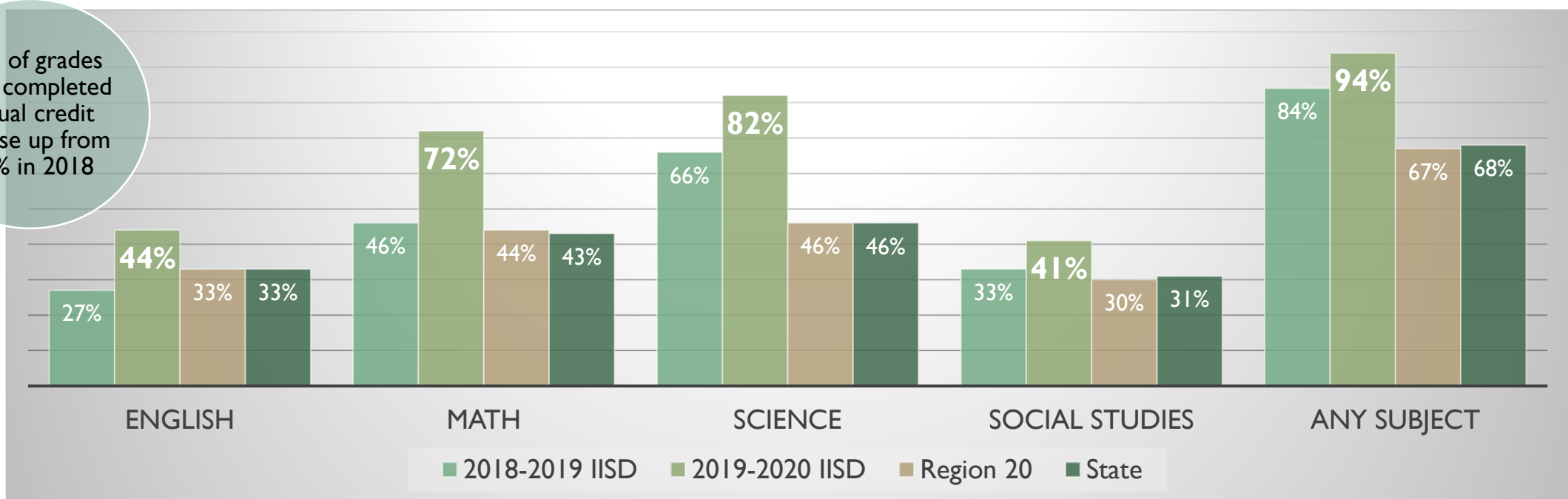




Spring 2020 school closures impacted student success in college courses.

Advanced Dual-Credit Course Completion (grades 11-12)

82% of grades 9-12 completed a dual credit course up from 68% in 2018



For more information on the TAPR

TEA Website – Texas Performance Reporting System

<https://tea.texas.gov/texas-schools/accountability/academic-accountability/performance-reporting/texas-performance-reporting-system>

OR

Contact Mindy Curran, Assistant Superintendent

mcurran@ingramisd.net

830-367-5517, ext. 509