



## Amite County Middle School

Amite County School District



600 Irene Street  
Liberty, MS 39645



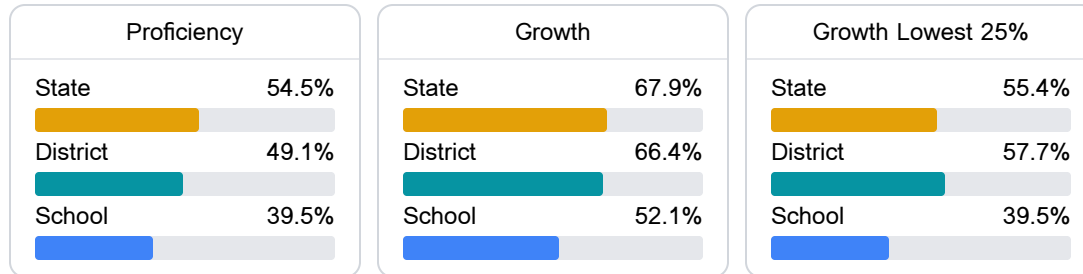
SHEIKA FORTENBERRY  
ssmith24@amite.k12.ms.us

### School Accountability Grade Components

Mississippi's accountability system assigns "A" through "F" letter grades for schools and districts. Grades are based on student achievement, student growth, student participation in testing, and other academic measures.

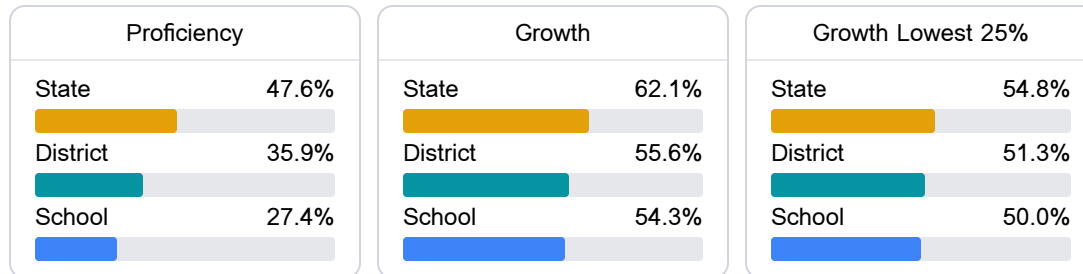
#### Math

Measurements of student performance on the statewide math assessment.



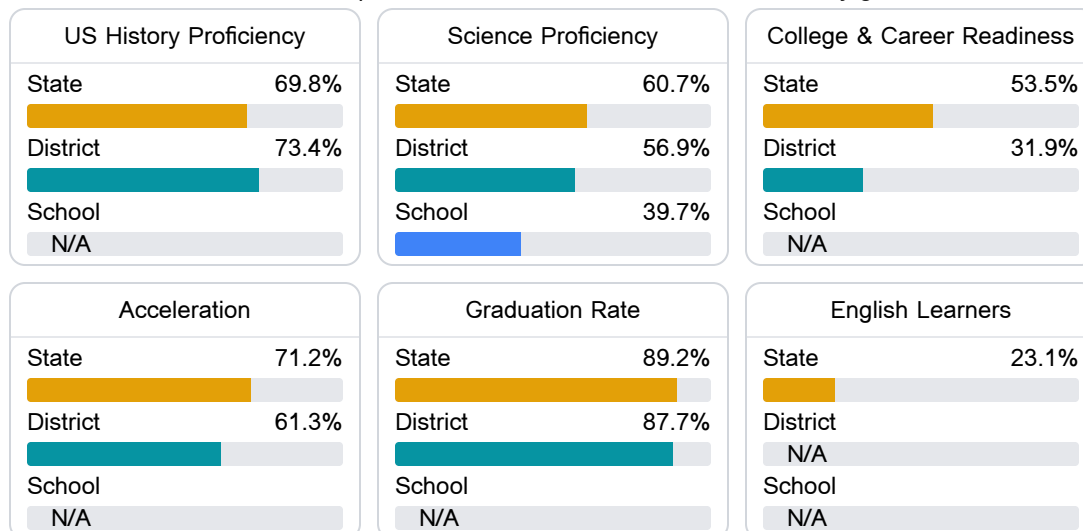
#### English

Measurements of student performance on the statewide English language arts (ELA) assessment.



#### Other Measures

Other measurements of student performance that factor into the accountability grade.



Detailed Assessment and Other Data

Student Performance

The following information shows each level of student performance on statewide assessments.

Math

Level 1		Level 2		Level 3		Level 4		Level 5	
State	0-10%	State	11-20%	State	21-30%	State	31-40%	State	11-20%
District	0-10%	District	11-20%	District	31-40%	District	21-30%	District	11-20%
School	0-10%	School	21-30%	School	31-40%	School	21-30%	School	0-10%
Minimal		Basic		Passing		Proficient		Advanced	

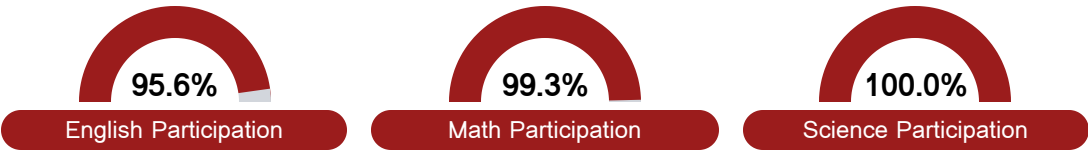
English

Level 1		Level 2		Level 3		Level 4		Level 5	
State	8.8%	State	16.5%	State	29.4%	State	29.5%	State	15.9%
District	9.8%	District	24.8%	District	32.8%	District	22.8%	District	9.8%
School	9.3%	School	26.4%	School	38.0%	School	15.5%	School	10.9%
Minimal		Basic		Passing		Proficient		Advanced	

Science

Level 1		Level 2		Level 3		Level 4		Level 5	
State	12.3%	State	11.8%	State	20.1%	State	33.9%	State	21.9%
District	9.7%	District	17.5%	District	21.2%	District	33.6%	District	18.0%
School	7.7%	School	23.1%	School	32.3%	School	29.2%	School	7.7%
Minimal		Basic		Passing		Proficient		Advanced	

Student Assessment Participation



Other Data



37.3%

Chronic Absenteeism