

B Holly Springs High School

Holly Springs School District

165 NORTH WALTHALL STREET
Holly Springs, MS 38635

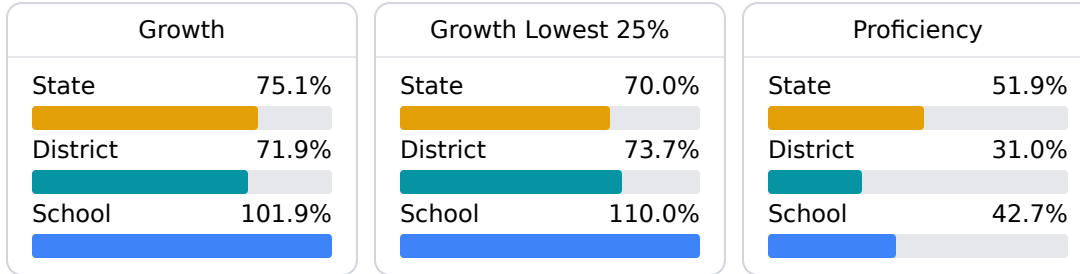
CRAVIN TURNAGE
cturnage@hssdk12.org

School Accountability Grade Components

Mississippi's accountability system assigns "A" through "F" letter grades for schools and districts. Grades are based on student achievement, student growth, student participation in testing, and other academic measures.

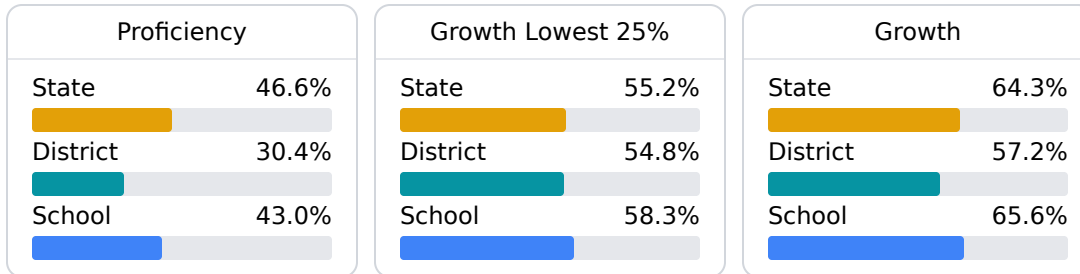
Math

Measurements of student performance on the statewide math assessment.



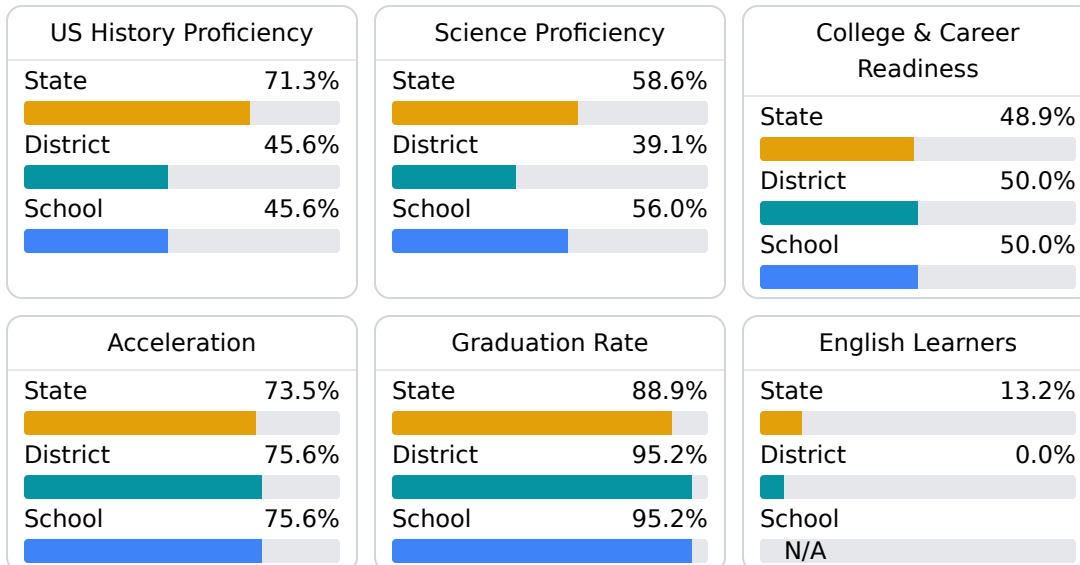
English

Measurements of student performance on the statewide English language arts (ELA) assessment.



Other Measures

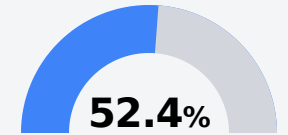
Other measurements of student performance that factor into the accountability grade.



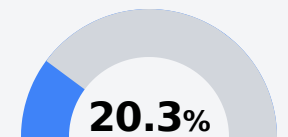
Teacher Data

21.0

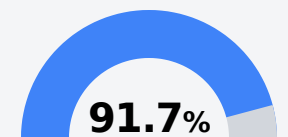
Teachers



Experienced Teachers



Provisional Teachers



In-Field Teachers

Detailed Assessment and Other Data

Student Performance

The following information shows each level of student performance on statewide assessments.

Math

Level 1	Level 2	Level 3	Level 4	Level 5
State 0-10%	State 11-20%	State 21-30%	State 31-40%	State 11-20%
District 0-10%	District 21-30%	District 31-40%	District 21-30%	District 0-10%
School 0-10%	School 11-20%	School 41-50%	School 31-40%	School 0-10%
Minimal	Basic	Passing	Proficient	Advanced

English

Level 1	Level 2	Level 3	Level 4	Level 5
State 8.3%	State 17.0%	State 29.7%	State 29.3%	State 15.7%
District 11.2%	District 29.0%	District 31.3%	District 22.3%	District 6.2%
School 7.0%	School 35.0%	School 24.0%	School 22.0%	School 12.0%
Minimal	Basic	Passing	Proficient	Advanced

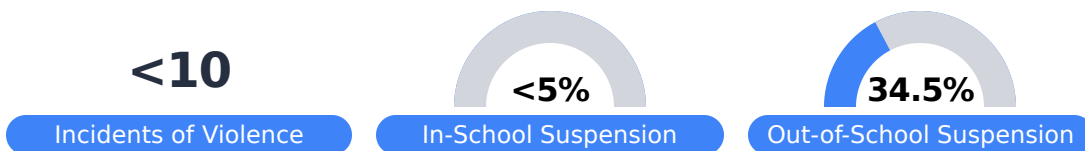
Science

Level 1	Level 2	Level 3	Level 4	Level 5
State 11.4%	State 11.9%	State 20.8%	State 33.6%	State 22.3%
District 23.0%	District 19.7%	District 23.9%	District 26.3%	District 7.0%
School 19.7%	School 16.9%	School 19.7%	School 32.4%	School 11.3%
Minimal	Basic	Passing	Proficient	Advanced

Student Assessment Participation



Discipline



Other Data



48.4%

Chronic Absenteeism



52.5%

Post-Secondary Enrollment



55.1%

Advanced Course Participation