



## Franklin High School

Franklin County School District



340 Edison Street S  
Meadville, MS 39653



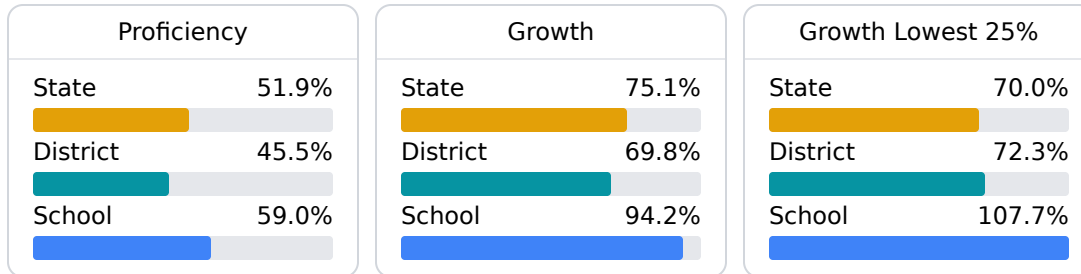
Alisa Storey  
lstorey@fcsd.k12.ms.us

### School Accountability Grade Components

Mississippi's accountability system assigns "A" through "F" letter grades for schools and districts. Grades are based on student achievement, student growth, student participation in testing, and other academic measures.

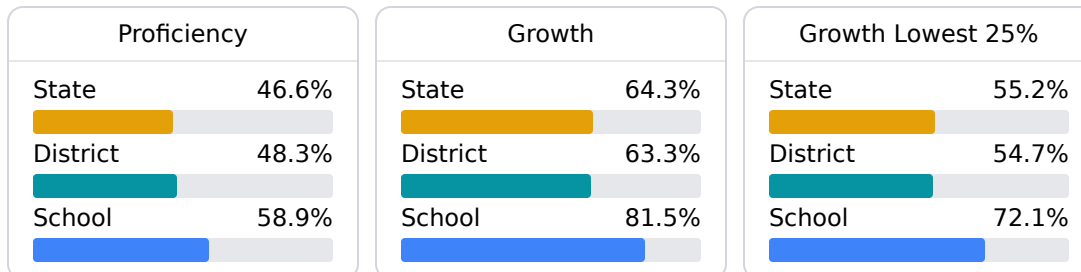
#### Math

Measurements of student performance on the statewide math assessment.



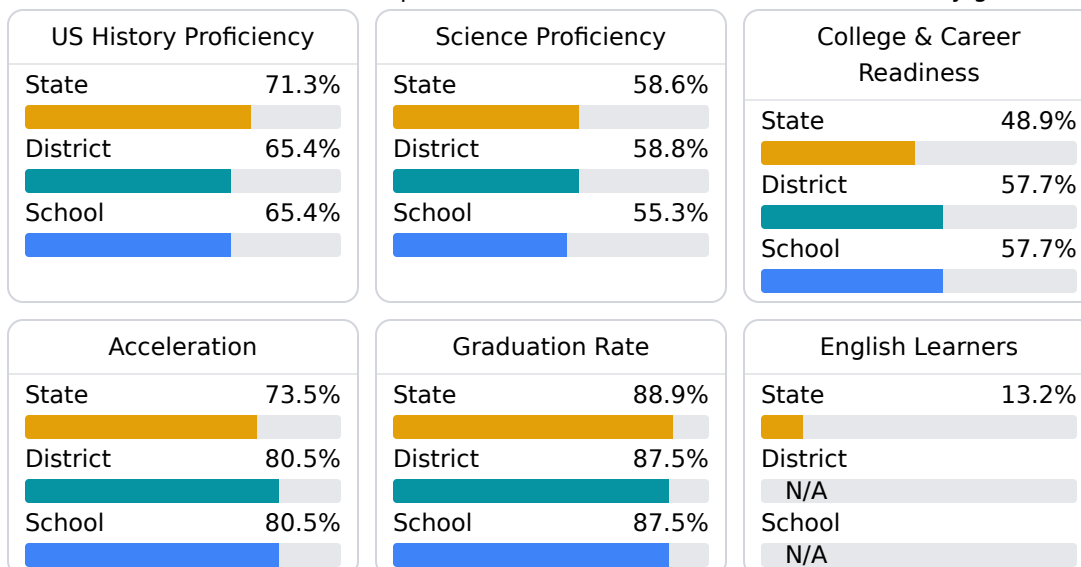
#### English

Measurements of student performance on the statewide English language arts (ELA) assessment.



#### Other Measures

Other measurements of student performance that factor into the accountability grade.



### Teacher Data

32.0

Teachers



81.0%

Experienced Teachers

0.0%

Provisional Teachers

99.4%

In-Field Teachers

## Detailed Assessment and Other Data

### Student Performance

The following information shows each level of student performance on statewide assessments.

#### Math

Level 1	Level 2	Level 3	Level 4	Level 5
State 0-10%	State 11-20%	State 21-30%	State 31-40%	State 11-20%
District 0-10%	District 11-20%	District 31-40%	District 21-30%	District 11-20%
School N/A	School 8.8%	School 41.8%	School 39.6%	School 9.9%
Minimal	Basic	Passing	Proficient	Advanced

#### English

Level 1	Level 2	Level 3	Level 4	Level 5
State 8.3%	State 17.0%	State 29.7%	State 29.3%	State 15.7%
District 7.2%	District 16.0%	District 30.5%	District 31.1%	District 15.2%
School 6.3%	School 12.5%	School 30.5%	School 27.3%	School 23.4%
Minimal	Basic	Passing	Proficient	Advanced

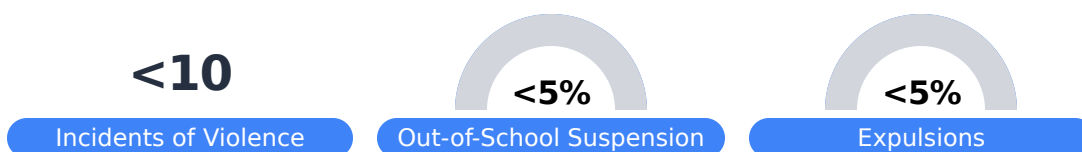
#### Science

Level 1	Level 2	Level 3	Level 4	Level 5
State 11.4%	State 11.9%	State 20.8%	State 33.6%	State 22.3%
District 8.2%	District 12.9%	District 24.6%	District 34.6%	District 19.6%
School 11.7%	School 19.4%	School 22.3%	School 31.1%	School 15.5%
Minimal	Basic	Passing	Proficient	Advanced

### Student Assessment Participation



### Discipline



### Other Data



**20.0 %**

Chronic Absenteeism



**59.4 %**

Post-Secondary Enrollment



**44.2%**

Advanced Course Participation