Board Meeting Motions
Thursday, September 17, 2026

1.0 CALL TO ORDER AND REVIEW OF AGENDA:
Diane Insley

READING OF COMMUNITY ACTION MISSION:
"Our mission is to help Central Texans achieve economic self-reliance through a wide range of services and community partnerships"

MEETING BEGAN:
6:05pm

Board Meeting Motions
Thursday, September 17, 2026

2.0 ROLL CALL - Doug Mudd

MEMBERS PRESENT: 10 of 14 Quorum is present

Public Representatives		Neighborhood Representatives		Private Group Representatives	
X	Juan Mendoza	X	Myra Vassian	X	Diane Insley
	Brett Bray	X	Karen Lovin	X	Alex Mylius
	Rusty Horne	X	Jeremy Sutton	X	Deborah Villalpando
X	Wayne Thompson		Stephen Hernandez	X	Clarena Larrotta
	Alyssa Garza		Dominique Holmes		

VISITORS:

STAFF PRESENT:

X	Doug Mudd	X	Stacey Martinez
X	Keith Herington	X	Nancy Hernandez
X	Francesca Ramirez		
X	Mary Helen Martinez		
X	Ruth Salinas		
X	Megan Campbell		
X	Danielle Engelke		
X	Cristal Lopez		

Board Meeting Motions
Thursday, September 17, 2026

3.0 Public Comment Period: Diane Insley asked if anyone present would like to make a public comment at this time.	**No Comments**		
	Motion to Pass	**Second**	**Approved**
4.0 Minutes – Diane Insley **4.1 Board Minutes July 17, 2026 (for approval)** The Board members reviewed the Board of Directors Minutes for **July 17,2026**. Jeremy Sutton made the motion to approve, Karen seconded the motion. All were in favor. None opposed. Motion passed.	**Jeremy**	**Karen**	**Yes**
5.0 Correspondence, for Review and Discussion - Doug Mudd			
5.**1 William Crock Licensing Letter** Children's records were selected at random and evaluated. Staff records were selected at random and evaluated. No deficiencies. Discussed how it is best to document the exit time of fire drills in minutes and seconds for CCR to confirm the drill has been completed within the 3-minute requirement.	**No Questions**		
5.2 HHSC Desk Review of Armstrong, Vaughan, & Associates Audit report. Audit-Texas Health and Human Services Commission (HHSC) has conducted a desk review of the above referenced Single Audit reporting package, including audited financial statements and related reports.	**Desk Review. Minor typo's in the audit.**		

Board Meeting Motions
Thursday, September 17, 2026

6.0 Leadership Programmatic Reports - Mudd Written programmatic reports have been emailed to all board members. Bolded items below will be presented verbally. Opportunity for questions for un-bolded items.	
6.1 Executive Director - Doug Mudd	
6.1.1 Executive Director Report Executive Director presented his report on The State of our Agency; paying down the Village debt; surviving fund losses; and meeting community housing needs**.**	**No Questions**
6.2 Human Resources-Ruth Salinas	**No Questions.**
6.3 Agency Financial - Keith Herington	
6.3.1 Basic Financials Mr. Herington reviewed the year-to date basic financial statements as of July 31, 2026	**Karen asked if the $1.4 Million for assistance was a good number or not. Keith said Yes.**
6.3.2 Grant Financial Report Mr. Herington reviewed the year-to date basic financial statements as of July 31, 2026	**Diana said that she noticed that Travel has gone up for Head Start this year. Danielle said. "Yes, it has, due to all the Conferences this year. And we have $51K to spend and it comes out of Head Start funding."**
6.3.3 Head Start Program Budget Reports Mr. Herington reviewed the Head Start Budget report and year-to-date expenditures – as of July 31, 2026	**No Questions**
6.3.4 Head Start In-Kind	**No Questions**

Board Meeting Motions
Thursday, September 17, 2026

Mr. Herington reviewed the report for the period ending in July 31, 2026.	
6.3.5 Head Start Program CACFP Report Mr. Herington reviewed the report for the period ending in July 31, 2026.	**No Questions**
6.3.6 Credit Card Report Mr. Herington reviewed the report for the period ending in July 31, 2026.	**No Questions**
6.3.7 Other Credit Card Purchases Mr. Herington reviewed the report for the period ending in July 31, 2026.	**No questions**
6.4 **Adult Education** – Mary Helen Martinez • Presented program team. • Total # of Staff. • Program Services • Performance Measures and goals	**Wayne said the overview was very inspiring! He asked," Is there a way to restore the class in the correctional facility in San Marcos?" Mary Helen said they can discuss it. Wayne asked, "Where are they doing their testing?" Mary Helen replied, "ACC, Lockhart, and TX. State.**
6.5 Community Services - Francesca Ramirez	**Diane asked, "When they get their new housing, are they made aware of utility assistance? Francesca replied," Yes, senior living housing come and talk to them and then we have done outreach events."**
6.6 Health Services - Stacy Martinez	**No Questions**
6.7 Head Start – Danielle Engelke	**Alex Mylius asked Danielle, "How was the attendance on the first day?" Danielle said**

Board Meeting Motions
Thursday, September 17, 2026

	they were lacking 20 kids, and that they were having a challenge with the 3-year old's attendance. She also stated that the staffing was good.		
6.8 Home Visiting- Mary Bryant	**No Questions**		
6.9 Youth Services Board Report- Cristal Lopez	**No Comments**		
6.10 Community Development Report- Megan Campbell	**Diane stated that she enjoyed seeing the report at a glance.**		
7.0 Action Items - Review, Discuss and Take Proper Action	**Motion to Pass**	**Second**	**Approved**
7.1 Finance Approvals- Keith Herington			
7.1.1 IRS Form 990 [OS 8.9] (For approval)	**Jeremy**	**Karen**	**Yes**
	No Questions		
7.1.2 Organization -wide Budget for all programs [OS 8.9] (for approval)	**Myra**	**Juan**	**Yes**

Board Meeting Motions
Thursday, September 17, 2026

	No Comments		
7.1.3 Discussion of Purse Bingo Fundraising event for Breast Cancer program (for approval)	**Myra**	**Deborah**	**Yes**
	Diane stated she was concerned about the date of the bingo, Friday Dec.4th because, "Sights and Sounds" will be going on that Friday and she was thinking it might affect the attendance of the bingo.		
7.1.4 Drop in the bucket Fundraising Campaign (for approval)	**Karen**	**Juan**	**Yes**
	Clarena Suggested adding another link to be able to donate in smaller amounts instead of just $1000.00. To run a parallel campaign. Diane said she would work on that. Alex also suggested to add an example of what a donation would go to such as, if the donate X amount of money it could go towards paying for a class for a student.		
7.2 Performance Evaluation of Executive Director {OS 7.4] (for approval)	**Jeremy**	**Clarena**	**Yes**
	Alex suggested to add staff to be apart of Executive Director Evaluation. Clarena suggested more time to be allowed to answer the survey. Most of them have full time jobs and cannot get to their emails soon enough. By the time she read it, the		

Board Meeting Motions
Thursday, September 17, 2026

	deadline had passed. The time given was not enough.		
7.3 Election of Officers: President, Vice President, Secretary, and two Executive Committee Members-Diane Insley			
	Diane asked if anyone would like to run for the President position because her term will be over in May 2027. No one spoke up. There was no change to the current board members positions at this time and will be re-evaluated in May.		
8.0 Success Story – Adult Education: Mary Helen Martinez	**No Questions. Wayne said the story was very inspiring.**		
9.0 Board Member's Opportunity to Share:	**Alex stated that State funding cuts were coming for HHSC. The state is requiring that all state agencies do a 3% cut. She asked, "How will it effect Community Action." Doug stated he wasn't sure yet but that it may affect THV's funding.**		
10.0 Board President's Report – Neon One Demonstration Diane Insley Next Board of Directors Meeting: November 19th, 2026	**Megan shared about the Neon One platform. And there were no questions**		

Board Meeting Motions
Thursday, September 17, 2026

11.0 Adjournment – Jeremy Sutton	**Motion to Adjourn**	**Second**	**Pass**
Diane Insley made the motion to adjourn. seconded the motion – all were in favor. None opposed. Meeting adjourned at: 7:48pm	**Jeremy**	**Juan**	**yes**

TEXAS DEPARTMENT OF HOUSING AND COMMUNITY AFFAIRS

www.tdhca.state.tx.us

Greg Abbott
GOVERNOR

BOARD MEMBERS
Leo Vasquez, *Chair*
Kenny Marchant, *Vice Chair*
Cindy Conroy, Member
Anna Maria Farías, Member
Holland Harper, Member
Ajay Thomas, Member

September 17, 2026

Writer's voice: 512.936-7798
Email: brittny.brymer@tdhca.texas.gov

Doug Mudd
Executive Director
Community Action Inc. of Central Texas

RE: CAICT PY27 CAP

Dear Doug:

In accordance with Assurance #11 of Section 676 of the Community Services Block Grant (CSBG) Act and with §6.206 of the Texas Administrative Code (TAC), the Texas Department of Housing and Community Affairs (the Department) is required to secure from each CSBG Eligible Entity, as a condition for CSBG funding, a Community Action Plan (CAP) on an annual basis. This letter serves to acknowledge that PY27 CAP submitted has been reviewed and approved.

The Department received the PY27 CSBG Budget and will retain it for our records. Ensure that any future budget revisions are approved by the agency board and a copy of the budget amendment is submitted to the Department. You are reminded that program expenditures must adhere to your contract, your cost allocation plan, Texas Grant Management Standards, OMB Super Circular, and the TAC. Also, please note that purchases must follow proper procurement procedures.

The Department looks forward to supporting your efforts to serve the low-income customers in your service area. The Department appreciates your agency utilizing $38,285 in CSBG funds to aid customers working to transition out of poverty and for direct customer assistance. Should you have any questions, please do not hesitate to contact me.

Sincerely,

Brittny E. Brymer

Brittny E. Brymer
Program Specialist V

TEXAS
Health and Human Services

Child-Care Inspection Form
Luling CDC Head Start and Early Head Start
#1361626

Arrival Date and Time 09/16/2026 10:55 AM
Departure Date and Time 09/16/2026 12:36 PM

Part I: OPERATION INFORMATION

Location: 104 W NEWTON ST, LULING, TX 78648 Phone: (830) 875-5682
Permit Type: License
Type: Child Care Program Capacity:74 Infant Capacity: 20
Status: Full
Director/Administrator: Leticia Arispe Designee/Registrant: Danielle Engelke
Director/Administrator:
Type of Inspection: Unannounced Monitoring

Licensing Staff: MAIGEN HIGGERSON Phone:
Address: 1901 DUTTON DR STE B , SAN MARCOS, TX 78666

Licensing Supervisor: JESSICA LEATHERS Phone: (512) 239-8895
Address: 1340 AIRPORT COMMERCE DR BLDG 5, STE 525 , AUSTIN, TX 78741

Part II: NOTIFICATION

The most recent Inspection Form or letter and any supplemental forms or letters must be posted in a prominent place visible to all staff, parents, and others.

- [x] Controlling Persons have been verified.
- [x] Back ground checks have been verified.
- [x] The following items regarding risk to children were evaluated:

The Supervision of Children	Conditions of any Waiver/Variance, if applicable
Child/Caregiver Ratio	Director and/or Caregiver Responsibilities
Obvious Fire, Safety, and/or Sanitation Deficiencies	Restrictions and/or Conditions of the Permit

- [x] Children in Care: 64
- [x] Director Present
- [x] Dir Qual Eval
- [ ] Photographs were taken during the inspection

All or part of the following laws, administrative rules or Minimum Standard rules have been inspected:

- [ ] Standard x Standard
- [ ] A. Administration
- [ ] C. Record Keeping
- [ ] D. Personnel
- [ ] E. Ratios and Group Sizes
- [x] F. Activities
- [x] H. Infants
- [x] I. Toddlers
- [x] J. Pre-K Children
- [x] K. School Age Children
- [x] L. Discipline
- [ ] M. Naptime
- [ ] N. Field Trips
- [ ] O. Get Well Care (Centers only)
- [ ] P. Nighttime Care
- [x] Q. Nutrition and Food Services
- [x] R. Health Practices
- [x] S. Safety Practices
- [x] T. Physical Facilities
- [x] U. Outdoor Safety
- [x] V. Pools
- [ ] W. Fire Safety
- [ ] X. Transportation

TEXAS
Health and Human Services

Child-Care Inspection Form
Luling CDC Head Start and Early Head Start
#1361626

☑ Inspection results from another state agency or political subdivision were used in the evaluation of some standards.
☑ Health and Safety Audit conducted

TEXAS
Health and Human Services

Child-Care Inspection Form
Luling CDC Head Start and Early Head Start
#1361626

Others:

Failure to maintain compliance on an ongoing basis may result in enforcement actions.

In an effort to improve our inspection process, we are soliciting your feedback about this Child Care Regulation (CCR) inspection at your operation. Please provide responses to the questions posed in the online survey. The survey will take approximately 5-10 minutes to complete. Go to www.CCLinspectionfeedback.org. Your answers and comments are greatly appreciated.

ACKNOWLEDGEMENT OF RECEIPT

An inspection was conducted at my operation on the date below. Deficiencies and, where applicable, technical assistance were discussed with me during the exit conference. Failure to comply within the specified time limit or repetition of deficiencies may result in remedial action without further opportunity to correct the deficiencies. I understand that if the results of this inspection were not given to me on this date, they will be sent through a supplemental letter within ten days of this inspection.



09/16/2026



09/16/2026

Signature (Person Signing for Operation) Date Signature (CCR Staff) Date

Signed By: Director

TEXAS
Health and Human Services

Child-Care Inspection Form
Luling CDC Head Start and Early Head Start
#1361626

Part III: INSPECTION INFORMATION

Records Evaluated:

Number of Children's Records: 6

Number of Staff Records: 6

Number of Children Enrolled: 71

Number of Staff Employed: 15

A sample of children's records were selected at random and evaluated. Deficiencies, if any, are described below in the Findings section. If deficiencies are listed, operation staff must check all other enrollment/health records and make necessary corrections no later than the compliance date indicated.

A sample of staff records were selected at random and evaluated. Deficiencies, if any, are described below in the Findings section. If deficiencies are listed, operation staff must check all other staff records and make necessary corrections no later than the compliance date indicated.

Inspection Dates:

Fire Inspection: 08/27/2026

Gas Pipe Pressure Test:

Health Inspection:

Last LP Gas Inspection :

Liability Insurance (exp.date) 08/01/2027

Findings for this inspection are listed below:

Standard/Rule Description	Findings	Comply By	TA Given	Documents/ Photos Obtained
746.2421(b) Written Feeding Instructions - Review and Update Every 30 Days (Weight: Medium)	Compliance		Y	N
Specifics:				
746.3401(c)(2) Annual Sanitation Inspection- Inspection unavailable must maintain documentation at operation and make available to us (Weight: Medium High)	Compliance		Y	N
Specifics:				

TEXAS
Health and Human Services

Child-Care Inspection Form
Luling CDC Head Start and Early Head Start
#1361626

The Technical Assistance provided for these standards described below:

Standard/Rule Description	Technical Assistance Given
746.2421(b) Written Feeding Instructions - Review and Update Every 30 Days	We discussed how if the infant caregivers are having a hard time getting parents to review and update the feeding forms, it would be best to move from sending messages in the app to calling them directly to let them know.
746.3401(c)(2) Annual Sanitation Inspection- Inspection unavailable must maintain documentation at operation and make available to us	We discussed how Caldwell County does not have a health inspector and the difference from a Retail Food Establishment inspection. I shared the contact for the county judge's office to obtain the letter.

Notification Date: 09/16/2026

If you disagree with the actions or decisions of the licensing staff, you may request an administrative review within 15 days of the receipt of this inspection report by writing Child Care Enforcement at CCFEnforcement.Daycare@hhs.texas.gov or Postal Mail: Child Care Enforcement, MC 182-6, P.O. Box 16017, Houston, TX 77222-6017.

Providers may comment on the findings of the inspection in the space below.

TEXAS DEPARTMENT OF AGRICULTURE
COMMISSIONER SID MILLER

Sent via email on November 4, 2026

Sent to:
Mr. Keith Herington, Fiscal Officer, KHerington@CommunityAction.com
Mr. Douglas Mudd, Authorized Representative, DMudd@CommunityAction.com

Community Action, Inc. of Central Texas (CE ID #02113)
Mr. Keith Herington, Fiscal Officer
Mr. Douglas Mudd, Authorized Representative
Post Office Box 748
San Marcos, Texas 78667-0748

RE: Program Year (PY) 2026 Child and Adult Care Food Program – Notice of Corrective Action Plan Acceptance and Administrative Review Closure

Dear Mr. Herington and Mr. Mudd:

On October 7, 2026, the Texas Department of Agriculture (TDA) sent Community Action, Inc. of Central Texas a Notice of Review Findings (Notice). The Notice informed you that TDA determined that you have not been operating in compliance with federal and state rules and regulations. TDA required you to submit a Corrective Action Plan (CAP) by October 27, 2026, to correct the areas of noncompliance.

TDA has received and reviewed the submitted CAP and agrees that, if implemented as written, it will address the identified areas of noncompliance. Acceptance of the CAP concludes the review.

Please note that if, during a subsequent Administrative Review, TDA finds that the CAP has not been fully implemented, it will result in adverse action, up to termination of Community Action, Inc. of Central Texas's Food and Nutrition Division Permanent Agreement in whole and denial of future applications.

The Administrative Review for Community Action, Inc. of Central Texas is closed as of the date of this notice. No further action is required at this time. TDA appreciates the courtesy and assistance provided throughout the review process.

If there are any questions regarding this notice or the review, please feel free to contact Danyetta Williams at (214) 957-2665 or by email at Danyetta.Williams@TexasAgriculture.gov.

Sincerely,

DANYETTA WILLIAMS

Danyetta Williams
Compliance Review Monitor
Food and Nutrition Division

DW

cc: Education Service Center, Region XIII

Brazos Valley Council of Governments
HIV Administrative Services

November 6, 2026

Keith Herington
Chief Finance Officer
Community Action Inc. of Central Texas (CAI)
215 E. Reimer Ave. Suite 130
San Marcos, Texas

RE: BVCOG Fiscal Review of Ryan White, State Services, and HOPWA Programs

Dear Mr. Herington,

Thank you to you and your staff for accommodating our team during the fiscal site review conducted on July 20, 2026

Enclosed are the results of the fiscal site visit:

- **Ryan White Summary Report**
- **State Services Summary Report**
- **HOPWA Summary Report**

These summary reports provide an overview of the visit and outlines all the guidelines that were tested from your fiscal review and our responses to them. Please use the contact information below to submit your response to any required actions by the specified due date. Kindly refrain from sending documentation containing sensitive information via email.

Following a comprehensive review, no findings were identified during this site visit. All documentation submitted by CAI was complete and accurate. No issues requiring a corrective action plan were identified during this review.

The next site review at CAI is expected to take place next year around the same time as programmatic and clinical site visits. We will contact you at least 30 days in advance to confirm scheduling. If you believe technical assistance or training from BVCOG is needed at any point, please submit a formal request via email to your monitoring team, including specific details on the support requested.

We appreciate the important services your program provides to the community. If you have any questions regarding this site visit or the required corrective actions, please do not hesitate to contact our team.

Sincerely,

Melissa Gadbois
Fiscal Monitor, BVCOG

Community Action, Inc. of Central Texas
DEVELOPING OPPORTUNITIES

Executive Director's Report

Organizational Standards Report Card

Community Action, Inc. of Central Texas achieved full compliance with all 58 Community Services Block Grant Organizational Standards, earning a score of 100% met and 0% not met. The review covered nine areas: consumer input and involvement, community engagement, community assessment, organizational leadership, board governance, strategic planning, human resource management, financial operations and oversight, and data and analysis.

All Staff Day

Our annual All Staff Day brought employees from across Community Action together for a full day of learning, celebration, and connection. Staff heard presentations about poverty and healthy nutrition, listened to powerful client success stories, participated in trivia and a costume contest, and celebrated employees receiving years-of-service awards. Because this is the only time each year that the entire agency gathers in one place, the day offered a meaningful opportunity to strengthen relationships and reflect on our shared mission. Board members Diane Insley and Karen Lovin celebrated the day with us.

Based on feedback from staff, most appreciated the presentations and updates, client success stories, trivia, and time spent connecting with coworkers. Reported outcomes included opportunities to celebrate with colleagues, feeling more connected to the organization, strengthening workplace relationships, and learning more about agency priorities. Improvement feedback focused on adding more interactive activities and team-building, allowing more time to socialize, improving meal options, keeping presentations engaging and concise, and avoiding noise from catering setup during speakers and client stories

Fundraiser Updates

The Breast Cancer Services fundraising campaign, Purses for a Purpose event date is being postponed to **Friday, February 12, 2027** at 6pm instead of December 4th. This date change will give the committee more time to obtain the certification necessary to Conduct Charitable BINGO and find community sponsors for the event. The event will remain at Cuauhtemoc Hall in San Marcos.

The Drop in the Bucket Campaign to pay off the Village debt has collected almost **$30k so far**. Discussion is underway about furthering the campaign in alignment with Giving Tuesday scheduled for December 1st.

Community Action, Inc. of Central Texas					
Category	**Standard**	**Description**	**1st Review**	**Final Met/ Not Met**	**Notes**
Category 1: Consumer Input and Involvement	**1.1**	The organization demonstrates low-income individuals' participation in its activities.	**Met**	**Met**	
Category 1: Consumer Input and Involvement	**1.2**	The organization analyzes information collected directly from low-income individuals as part of the community assessment.	**Met**	**Met**	
Category 1: Consumer Input and Involvement	**1.3**	The organization has a systematic approach for collecting, analyzing, and reporting customer satisfaction data to the governing board.	**Met**	**Met**	
Category 2: Community Engagement	**2.1**	The organization has documented or demonstrated partnerships across the community, for specifically identified purposes; partnerships include other anti- poverty organizations in the area.	**Met**	**Met**	
Category 2: Community Engagement	**2.2**	The organization utilizes information gathered from key sectors of the community in assessing needs and resources, during the community assessment process or other times. These sectors would include at minimum: community-based organizations, faith-based organizations, private sector, public sector, and educational institutions.	**Met**	**Met**	
Category 2: Community Engagement	**2.3**	The organization communicates its activities and its results to the community.	**Met**	**Met**	
Category 2: Community Engagement	**2.4**	The organization documents the number of volunteers and hours mobilized in support of its activities.	**Met**	**Met**	
Category 3: Community Assessment	**3.1**	The organization conducted a community assessment and issued a report within the past 3 years.	**Met**	**Met**	
Category 3: Community Assessment	**3.2**	As part of the community assessment, the organization collects and includes current data specific to poverty and its prevalence related to gender, age, and race/ethnicity for their service area(s).	**Met**	**Met**	
Category 3: Community Assessment	**3.3**	The organization collects and analyzes both qualitative and quantitative data on its geographic service area(s) in the community assessment.	**Met**	**Met**	
Category 3: Community Assessment	**3.4**	The community assessment includes key findings on the causes and conditions of poverty and the needs of the communities assessed.	**Met**	**Met**	
Category 3: Community Assessment	**3.5**	The governing board formally accepts the completed community assessment.	**Met**	**Met**	
Category 4: Organizational Leadership	**4.1**	The governing board has reviewed the organization's mission statement within the past 5 years and assured that: 1. The mission addresses poverty, and 2. The organization's programs and services are in alignment with the mission.	**Met**	**Met**	
Category 4: Organizational Leadership	**4.2**	The organization's Community Action plan is outcome-based, anti-poverty focused, and ties directly to the community assessment.	**Met**	**Met**	
Category 4: Organizational Leadership	**4.3**	The organization's Community Action plan and strategic plan document the continuous use of the full ROMA cycle. In addition, the organization documents having used the services of a ROMA-certified trainer (or equivalent) to assist in implementation.	**Met**	**Met**	
Category 4: Organizational Leadership	**4.4**	The governing board receives an annual update on the success of specific strategies included in the Community Action plan.	**Met**	**Met**	
Category 4: Organizational Leadership	**4.5**	The organization has a written succession plan in place for the CEO/ executive director, approved by the governing board, which contains procedures for covering an emergency/ unplanned, short- term absence of 3 months or less, as well as outlines the process for filling a permanent vacancy.	**Met**	**Met**	
Category 4: Organizational Leadership	**4.6**	An organization-wide, comprehensive risk assessment has been completed within the past 2 years and reported to the governing board.	**Met**	**Met**	
Category 5: Board Governance	**5.1**	The organization's governing board is structured in compliance with the CSBG Act: 1. At least one third democratically-selected representatives of the low income community; 2. With one-third local elected officials (or their representatives); and 3. The remaining membership from major groups and interests in the community.	**Met**	**Met**	

Category 5: Board Governance	**5.2**	The organization's governing board has written procedures that document a democratic selection process for low-income board members adequate to assure that they are representative of the low-income community.	**Met**	**Met**	
Category 5: Board Governance	**5.3**	The organization's bylaws have been reviewed by an attorney within the past 5 years.	**Met**	**Met**	
Category 5: Board Governance	**5.4**	The organization documents that each governing board member has received a copy of the bylaws within the past 2 years.	**Met**	**Met**	
Category 5: Board Governance	**5.5**	The organization's governing board meets in accordance with the frequency and quorum requirements and fills board vacancies as set out in its bylaws.	**Met**	**Met**	
Category 5: Board Governance	**5.6**	Each governing board member has signed a conflict of interest policy within the past 2 years.	**Met**	**Met**	
Category 5: Board Governance	**5.7**	The organization has a process to provide a structured orientation for governing board members within 6 months of being seated.	**Met**	**Met**	
Category 5: Board Governance	**5.8**	Governing board members have been provided with training on their duties and responsibilities within the past 2 years.	**Met**	**Met**	
Category 5: Board Governance	**5.9**	The organization's governing board receives programmatic reports at each regular board meeting.	**Met**	**Met**	
Category 6: Strategic Planning	**6.1**	The organization has an agency- wide strategic plan in place that has been approved by the governing board within the past 5 years.	**Met**	**Met**	
Category 6: Strategic Planning	**6.2**	The approved strategic plan addresses reduction of poverty, revitalization of low-income communities, and/or empowerment of people with low incomes to become more self-sufficient.	**Met**	**Met**	
Category 6: Strategic Planning	**6.3**	The approved strategic plan contains family, agency, and/or community goals.	**Met**	**Met**	
Category 6: Strategic Planning	**6.4**	Customer satisfaction data and customer input, collected as part of the community assessment, is included in the strategic planning process.	**Met**	**Met**	
Category 6: Strategic Planning	**6.5**	The governing board has received an update(s) on progress meeting the goals of the strategic plan within the past 12 months.	**Met**	**Met**	
Category 7: Human Resource Management	**7.1**	The organization has written personnel policies that have been reviewed by an attorney and approved by the governing board within the past 5 years.	**Met**	**Met**	
Category 7: Human Resource Management	**7.2**	The organization makes available the employee handbook (or personnel policies in cases without a handbook) to all staff and notifies staff of any changes.	**Met**	**Met**	
Category 7: Human Resource Management	**7.3**	The organization has written job descriptions for all positions, which have been updated within the past 5 years.	**Met**	**Met**	
Category 7: Human Resource Management	**7.4**	The governing board conducts a performance appraisal of the CEO/ executive director within each calendar year.	**Met**	**Met**	
Category 7: Human Resource Management	**7.5**	The governing board reviews and approves CEO/executive director compensation within every calendar year.	**Met**	**Met**	
Category 7: Human Resource Management	**7.6**	The organization has a policy in place for regular written evaluation of employees by their supervisors.	**Met**	**Met**	
Category 7: Human Resource Management	**7.7**	The organization has a whistleblower policy that has been approved by the governing board.	**Met**	**Met**	
Category 7: Human Resource Management	**7.8**	All staff participate in a new employee orientation within 60 days of hire.	**Met**	**Met**	
Category 7: Human Resource Management	**7.9**	The organization conducts or makes available staff development/ training (including ROMA) on an ongoing basis.	**Met**	**Met**	
Category 8: Financial Operations and Oversight	**8.1**	The organization's annual audit (or audited financial statements) is completed by a Certified Public Accountant on time in accordance with Title 2 of the Code of Federal Regulations, Uniform Administrative Requirements, Cost Principles, and Audit Requirement (if applicable) and/or State audit threshold requirements.	**Met**	**Met**	
Category 8: Financial Operations and Oversight	**8.2**	All findings from the prior year's annual audit have been assessed by the organization and addressed where the governing board has deemed it appropriate.	**Met**	**Met**	
Category 8: Financial Operations and Oversight	**8.3**	The organization's auditor presents the audit to the governing board.	**Met**	**Met**	

Category 8: Financial Operations and Oversight	**8.4**	The governing board formally receives and accepts the audit.	**Met**	**Met**	
Category 8: Financial Operations and Oversight	**8.5**	The organization has solicited bids for its audit within the past 5 years.	**Met**	**Met**	Last year this audit is good. Must go out for a new RFP.
Category 8: Financial Operations and Oversight	**8.6**	The IRS Form 990 is completed annually and made available to the governing board for review.	**Met**	**Met**	
Category 8: Financial Operations and Oversight	**8.7**	The governing board receives financial reports at each regular meeting that include the following: 1. Organization-wide report on revenue and expenditures that compares budget to actual, categorized by program; and 2. Balance sheet/statement of financial position.	**Met**	**Met**	
Category 8: Financial Operations and Oversight	**8.8**	All required filings and payments related to payroll withholdings are completed on time.	**Met**	**Met**	
Category 8: Financial Operations and Oversight	**8.9**	The governing board annually approves an organization-wide budget.	**Met**	**Met**	
Category 8: Financial Operations and Oversight	**8.10**	The fiscal policies have been reviewed by staff within the past 2 years, updated as necessary, with changes approved by the governing board.	**Met**	**Met**	
Category 8: Financial Operations and Oversight	**8.11**	A written procurement policy is in place and has been reviewed by the governing board within the past 5 years.	**Met**	**Met**	
Category 8: Financial Operations and Oversight	**8.12**	The organization documents how it allocates shared costs through an indirect cost rate or through a written cost allocation plan.	**Met**	**Met**	
Category 8: Financial Operations and Oversight	**8.13**	The organization has a written policy in place for record retention and destruction.	**Met**	**Met**	
Category 9: Data and Analysis	**9.1**	The organization has a system or systems in place to track and report client demographics and services customers receive.	**Met**	**Met**	
Category 9: Data and Analysis	**9.2**	The organization has a system or systems in place to track family, agency, and/or community outcomes.	**Met**	**Met**	
Category 9: Data and Analysis	**9.3**	The organization has presented to the governing board for review or action, at least within the past 12 months, an analysis of the agency's outcomes and any operational or strategic program adjustments and improvements identified as necessary.	**Met**	**Met**	
Category 9: Data and Analysis	**9.4**	The organization submits its annual CSBG Information Survey data report and it reflects client demographics and organization-wide outcomes.	**Met**	**Met**	
	Overall Comments:	**Total organizational standards**	**58**	**58**	
			Met	**58**	**58**
			Not Met	**0**	**0**
			Percent Met	**100.00%**	**100.00%**
			Percent Not Met	**0.00%**	**0.00%**

Human Resources Program Report

Project Name: HR Program Report
Board Meeting: November 19, 2026

Program Name:
Human Resources

Board Meeting:
November 19, 2026

Reporting Period:
09/10/26 – 11/11/26

Status Update:

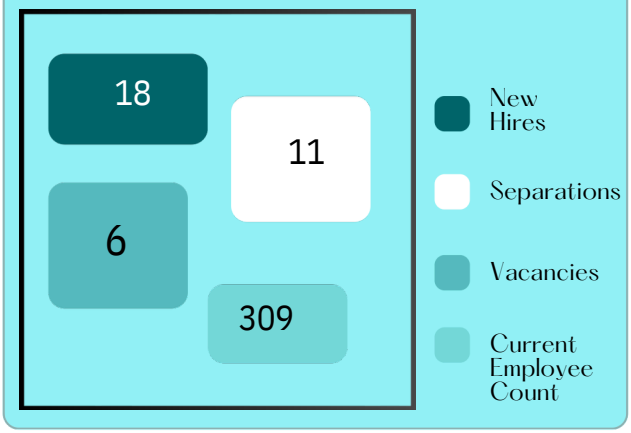

Highlights:

Hiring Head Start
Substitute Teachers

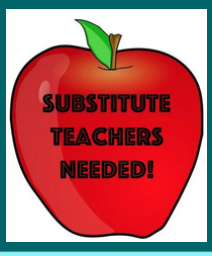



In the Works:

Annual Open Enrollment
November 30th – December 7th

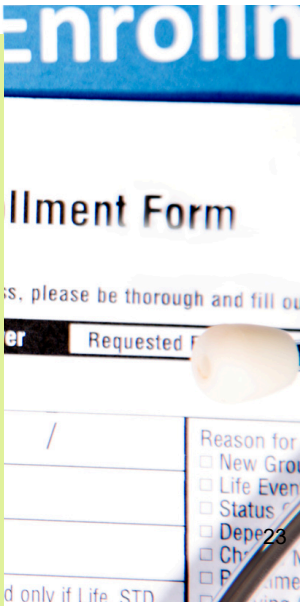

Community Action, Inc. of Central Texas

Now Hiring



Head Start & Early Head Start

Substitute Teachers

EVERY WED

Interviews held every Wednesday

Starting Pay - $106.11/day

🧩 The Role

Assist teachers in Head Start & Early Head Start classrooms — flexible, on-call days.

🗓️ Schedule

As needed basis. Great for retired teachers, students, and parents.

✅ Requirements

Must be 18+, pass a background check, work at least 5 days a month, and enjoy working with young children.

💛 Training Provided

No classroom experience? No problem. We provide orientation and training.

Why substitutes love working with us

- Competitive hourly pay, paid bi-weekly
- Great opportunity to start a head start teaching career
- Be part of a mission that changes children's lives

Come to an interview

Wednesdays · Walk-ins welcome

Community Action, Inc. of Central Texas
Developing Opportunities

Visit any Head Start location in Hays & Caldwell County

Community Action, Inc of Central Texas
Statement of Financial Position
September 30, 2026

ASSETS	
Current Assets	
Cash	$ 1,366,813
Grant Receivable	1,066,125
Inventory	9,816
Prepaid Expenses	4,450
Total Current Assets	2,447,204
Fixed Assets	
Buildings & Equipment	4,359,478
less Accumulated Depreciation	(3,904,946)
Net Fixed Assets	454,532
TOTAL ASSETS	$ 2,901,736
LIABILITIES & NET ASSETS	
Current Liabilities	
Accounts Payable & Accrued Liabilities	$ 2,027,586
Total Current Liabilities	2,027,586
Total Liabilities	2,027,586
Net Assets	
Unrestricted	419,619
Permanently Restricted	454,532
Total Net Assets	874,151
TOTAL LIABILITIES & NET ASSETS	$ 2,901,736

Community Action, Inc of Central Texas
Statement of Revenues
11 Months Ended September 30, 2026

Federal & State Grant Revenue	$ 14,657,820
Other Grant Revenue	39,029
Fee for Service Revenue	21,489
Fundraising/Donations	198,467
Interest Income	16,460
Program Income	131,975
TOTAL REVENUES	$ 16,815,593

Community Action, Inc of Central Texas
Statement of Functional Expenses
11 Months Ended September 30, 2026

Salaries	8,596,217
Fringe Benefits	1,793,496
Supplies	615,710
Contractual	1,127,685
Rent	1,444,997
Telephone/Internet	103,404
Utilities	109,132
Miscellaneous	66,146
Insurance	134,505
Travel	169,304
Maintenance	161,514
Other Office Expense	245,678
Auto Expense	26,224
Employee Development	185,284
Interest & Bank Fees	2,877
Direct Assistance	1,717,164
Grant Awards	123,000
Depreciation	69,300
TOTAL EXPENDITURES	16,748,991

Community Action, Inc. of Central Texas
Grant Financial Report
As of September 30, 2026

Community Services

	Program	Budget	Cumulative Expenditures To Date	Budget Balance	% of Budget Expended	% of Grant Period Completed	Grant FYE
1	CEAP (Energy Assistance) 2026	$1,314,301	$1,200,894	$113,407	91.37%	75%	12/31/2026
2	CEAP (Energy Assistance) 2026 SUPP	$71,200	$71,200	$0	100.00%	75%	12/31/2026
3	CSBG 2026 Allocation	$341,788	$176,883	$164,905	51.75%	75%	12/31/2026
4	Senior Citizens - CAPCO	$69,700	$69,700	$0	100.00%	100%	9/30/2026
5	Senior Citizens - COSM	$20,000	$4,200	$15,800	21.00%	75%	12/31/2026
6	Sr Citizens - B Johnson Foundation	$15,000	$14,783	$217	98.55%	75%	12/31/2026
7	SM Youth Services	$139,166	$88,588	$50,578	63.66%	66%	1/31/2027
8	TX Youth Action Network 24-25	$80,000	$65,231	$14,769	81.54%	96%	10/31/2026
9	TBRA City of SM/Southside	$50,000	$30,810	$19,190	61.62%	69%	12/31/2026
10	First Presbyterian Church Relief	$2,994	$1,732	$1,262	57.85%	73%	10/31/2026
	Total Community Services	**$2,104,149**	**$1,724,021**	**$380,128**			

1 CEAP - 2026 - Expecting additional funding based on previous years funding stream
2 CEAP 2026 Supp - We got a message from TDHCA and this fund is dated 12/31/26 but they made us spend by 9/30 in an email received 9/25
3 CSBG - Had to complete 2025 funding before starting 2026
5 Senior Citizens COSM - Will fully utilize these funds by December
10 First Presbyterian Church - Funds roll over to new year if unspent.

Community Action, Inc. of Central Texas
Grant Financial Report
As of September 30, 2026

Child & Family Services

	Program	Current Budget	Cumulative Expenditures To Date	Budget Balance	% of Budget Expended	% of Grant Period Completed	Grant FYE
1	ST Davids - Home Visiting	$189,995	$92,275	$97,720	48.57%	75%	12/31/2026
2	Head Start Program Federal Portion	$7,739,271	$6,369,864	$1,369,407	82.31%	91%	10/31/2026
3	Child Care Food Program	$499,905	$449,628	$50,277	89.94%	100%	9/30/2026
4	Texas Home Visiting	$948,211	$82,178	$866,033	8.67%	8%	8/31/2027
5	Texas Home Visitiing ECSB	$936,500	$923,264	$13,236	98.59%	98%	10/31/2026
6	St Davids HB	$495,000	$3,539	$491,461	0.71%	50%	3/31/2027
7	Texas School Ready	$177,149	$6,940	$170,209	3.92%	8%	8/31/2027
9	Hygene Closet - HS	$4,902	$4,291	$611	87.54%	75%	12/31/2026
	Total Child & Family Services	**$10,986,031**	**$7,931,979**	**$3,058,954**			

1 St Davids Home Visiting - Funds will be expended because much lower grant than previous year.
5 Texas Home Visiting ECSB - Funds will continue until fully expended which is expected in October 2026.
8 Texas Home Visiting - Training Funds are for specific training and have trainings in July and August before funds expire

Community Action, Inc. of Central Texas
Grant Financial Report
As of September 30, 2026

Literacy & Workforce Development

	Program	Current Budget	Cumulative Expenditures To Date	Budget Balance	% of Budget Expended	% of Grant Period Completed	Grant FYE
1	Adult Basic Ed. (Fed Share) 25-26	$2,005,362	$2,005,362	$0	100.00%	62%	6/30/2027
2	Adult Basic Ed. (EL Civics) 25-26	$954,938	$954,938	$0	100.00%	62%	6/30/2027
1	Adult Basic Ed. (Fed Share) 26-27	$2,258,122	$74,575	$2,183,547	3.30%	25%	6/30/2027
2	Adult Basic Ed. (EL Civics) 26-27	$861,619	$46,577	$815,042	5.41%	25%	6/30/2027
3	Adult Basic Ed. - Bastrop Bldg	$25,000	$5,500	$19,500	22.00%	40%	3/31/2027
	Total Adult Education	**$6,105,041**	**$3,086,952**	**$3,018,089**			

1 Adult Basic Ed. (Fed Share) 25-26 Grant has been extended to 6/30/27 but must expend before 26-27 funds can be expended

2 Adult Basic Ed. (EL Civics) 25-26 Grant has been extended to 6/30/27 but must be expended before 26-27 fund can be expended

Community Action, Inc. of Central Texas
Grant Financial Report
As of September 30, 2026

Community Health Services

	Program	Current Budget	Cumulative Expenditures To Date	Budget Balance	% of Budget Expended	% of Grant Period Completed	Grant FYE
1	Family Planning - Title X	$155,072	$85,631	$69,441	55.22%	50%	3/31/2027
2	Healthy Texas Women - Fee	$60,000	$7,038	$52,962	11.73%	8%	8/31/2027
3	HHSC Family Planning - Fee	$172,412	$20,684	$151,728	12.00%	8%	8/31/2027
4	HHSC Family Planning - Cat	$43,103	$4,819	$38,284	11.18%	8%	8/31/2027
5	Expanded Services	$12,000	$6,931	$5,069	57.76%	91%	10/31/2026
6	QIA PART B	$35,000	$11,872	$23,128	33.92%	50%	3/31/2027
7	QIA Part A	$11,486	$0	$11,486	0.00%	0%	9/30/2027
8	Ryan White Part - B	$79,000	$45,320	$33,680	57.37%	50%	3/31/2027
9	HIV HSS	$429,371	$21,957	$407,414	5.11%	8%	8/31/2027
10	HOPWA	$395,140	$28,439	$366,701	7.20%	8%	8/31/2027
11	Ryan White Part - A	$66,671	$42,595	$24,076	63.89%	58%	2/28/2027
12	Ryan White Part - C	$101,068	$18,664	$82,404	18.47%	75%	12/31/2026
13	BCCS - Communicare	$100,000	$9,619	$90,381	9.62%	75%	12/31/2026
14	BCCS - First Church	$15,000	$12,231	$2,769	81.54%	42%	4/30/2027
15	St Davids - We all Benefit	$1,000,000	$549,183	$450,817	54.92%	100%	9/30/2026
16	St Davids - Intermediary	$375,000	$309,951	$65,049	82.65%	87%	12/31/2026
	Community Health Total	**$3,230,323**	**$1,248,630**	**$1,875,389**			
	AGENCY TOTAL	**$22,425,544**	**$13,991,582**	**$8,332,560**			
	Administrative Cost	$1,206,521	$1,055,931	$150,590	87.52%	91%	10/31/2026

10 Ryan White Part - C - We received grant 5 months after start date due to funder holdups

11 BCCS- Communicare - Currently waiting on bills from Providers and using other funds for services

13 St Davids - We all Benefit - Additional staff were added in year 2 and have planned expenditures in year 2 and expect grant extension

14 BCCS First Church - Have Communicare funds when these funds are fully expended.

Community Action, Inc. of Central Texas
Non-Federal Funds
As of September 30, 2026

Program	Beginning 9/1/2026	Revenues	Expenditures	Balance 9/30/2026
Building Fundraiser	0.00	$11,964	0.00	11,964.18
HIV Non -Federal/Donor	55,483.27	9.72	3,186.44	52,306.55
Community Services - Donor	139.86	1,313.41	0.00	1,453.27
Agency Non Federal	86,861.89	3,038.14	2,478.00	87,422.03
Employee Assistance	22,380.63	1,000.00	0.00	23,380.63
Breast Cancer Donor	3,935.31	1,749.80	5,239.30	445.81
AE Non Federal/Donor	8,369.68	0.00	637.85	7,731.83
Heath Services Donor	953.27	500.00	0.00	1,453.27
Head Start Donor	4,844.89	3.40	0.00	4,848.29
Head Start Policy Council	2,981.70	0.00	0.00	2,981.70
Season for Caring - Daughert	340.60	0.00	237.70	102.90
Season for Caring - Reyna/Fa	58,707.61	0.00	27,030.15	31,677.46
Youth Services Donor Fund	143.03	0.00	0.00	143.03
Sr Citizen Donor	25,275.36	0.00	331.88	24,943.48
	270,417.10	7,614.47	39,141.32	238,890.25

General Ledger System

COMMUNITY ACTION, INC.
For User: Kherington
Category Statement of Operations for: 270 - HEAD START PROG 25-26
Report year: 11/1/2025 thru 10/31/2026 Period ending: September 2026

Date: 10/20/2026
Time: 9:23:10 AM

Account		Monthly Budget	Monthly Expenditures	Monthly Pct	To Date Budget	To Date Expenditures	To Date Pct	Annual budget	Unexpended
Expenditures									
SALARIES									
5000	SALARIES	$391,449.00	$391,753.42	100.08%	$4,305,939.00	$3,790,755.50	88.04%	$4,697,413.00	$906,657.50
Total SALARIES		$391,449.00	$391,753.42	100.08%	$4,305,939.00	$3,790,755.50	88.04%	$4,697,413.00	$906,657.50
FRINGE BENEFITS									
5150	FICA	$26,239.00	$28,828.36	109.87%	$288,629.00	$277,943.76	96.30%	$314,888.00	$36,944.24
5151	HEALTH/LIFE INSURANCE	$50,461.00	$34,269.80	67.91%	$555,071.00	$450,832.64	81.22%	$605,563.00	$154,730.36
5152	TWC	$7,631.00	$10,224.76	133.99%	$83,941.00	$93,623.85	111.54%	$91,603.00	($2,020.85)
5153	WORKMENS COMPENSATION	$3,348.00	$0.00	0.00%	$36,828.00	$0.00	0.00%	$40,194.00	$40,194.00
5154	RETIREMENT PLAN	$3,661.00	$3,406.79	93.06%	$40,271.00	$36,104.78	89.65%	$43,966.00	$7,861.22
Total FRINGE BENEFITS		$91,340.00	$76,729.71	84.00%	$1,004,740.00	$858,505.03	85.45%	$1,096,214.00	$237,708.97
TRAVEL									
5232	OUT-OF-AREA TRAVEL	$1,408.00	$7,061.18	501.50%	$15,488.00	$52,293.37	337.64%	$16,908.00	($35,385.37)
Total TRAVEL		$1,408.00	$7,061.18	501.50%	$15,488.00	$52,293.37	337.64%	$16,908.00	($35,385.37)
SUPPLIES									
5401	OFFICE SUPPLIES	$1,258.00	$1,637.81	130.19%	$13,838.00	$17,055.58	123.25%	$15,124.00	($1,931.58)
5402	PROGRAM SUPPLIES	$2,428.00	$4,096.94	168.74%	$26,708.00	$32,735.43	122.57%	$29,145.00	($3,590.43)
5407	ERISA SUPPLIES	$32.00	$0.00	0.00%	$352.00	$384.51	109.24%	$400.00	$15.49
5408	KITCHEN SUPPLIES	$6,847.00	$2,072.08	30.26%	$75,317.00	$21,217.07	28.17%	$82,175.00	$60,957.93
5410	STAFF RECOGNITION SUPPLIE	$0.00	$0.00	0.00%	$0.00	$45.33	0.00%	$0.00	($45.33)
5411	PARENT CENTER SUPPLIES	$783.00	$237.01	30.27%	$8,613.00	$7,977.79	92.62%	$9,400.00	$1,422.21
5412	STAFF TRAINING SUPPLIES	$656.00	$0.00	0.00%	$7,216.00	$6,343.65	87.91%	$7,903.00	$1,559.35
5413	JANITORIAL SUPPLIES	$2,937.00	$2,656.39	90.45%	$32,307.00	$24,794.09	76.75%	$35,250.00	$10,455.91
5415	VEHICLE SUPPLIES	$24.00	$0.00	0.00%	$264.00	$0.00	0.00%	$300.00	$300.00
5417	DENTAL SUPPLIES	$41.00	$0.00	0.00%	$451.00	$0.00	0.00%	$500.00	$500.00
5418	CHILD EDU.SUPPL./LIBRARY	$1,349.00	$1,171.62	86.85%	$14,839.00	$15,409.46	103.84%	$16,200.00	$790.54
5421	HYGIENIC/1ST AIDE SUPPLIE	$166.00	$66.93	40.32%	$1,826.00	$3,111.10	170.38%	$2,000.00	($1,111.10)
5422	MAINTENANCE MATERIALS	$658.00	$1,618.01	245.90%	$7,238.00	$12,136.14	167.67%	$7,900.00	($4,236.14)

General Ledger System

COMMUNITY ACTION, INC.
For User: Kherington
Category Statement of Operations for: 270 - HEAD START PROG 25-26
Report year: 11/1/2025 thru 10/31/2026 Period ending: September 2026

Date: 10/20/2026
Time: 9:23:12 AM

Account		Monthly Budget	Monthly Expenditures	Monthly Pct	To Date Budget	To Date Expenditures	To Date Pct	Annual budget	Unexpended
5423	GLOVES	$0.00	$286.00	0.00%	$0.00	$3,076.26	0.00%	$0.00	($3,076.26)
5424	POSTAGE & FREIGHT CHARGES	$107.00	$210.00	196.26%	$1,177.00	$476.24	40.46%	$1,300.00	$823.76
5425	TECHNOLOGY SUPPLIES	$416.00	$0.00	0.00%	$4,576.00	$686.79	15.01%	$5,000.00	$4,313.21
5426	MENTAL HEALTH SUPPLIES	$33.00	$0.00	0.00%	$363.00	$395.56	108.97%	$400.00	$4.44
5427	ADULT ED TEST SUPPLIES	$206.00	$910.00	441.75%	$2,266.00	$910.00	40.16%	$2,477.00	$1,567.00
5428	TEXTBOOKS/SUPPLIES	$0.00	$116.45	0.00%	$0.00	$939.80	0.00%	$0.00	($939.80)
5429	DIAPERS	$1,849.00	$3,449.40	186.55%	$20,339.00	$22,625.65	111.24%	$22,200.00	($425.65)
5451	EQUIPMENT <$5000	$0.00	$7,551.00	0.00%	$0.00	$33,536.83	0.00%	$0.00	($33,536.83)
Total SUPPLIES		$19,790.00	$26,079.64	131.78%	$217,690.00	$203,857.28	93.65%	$237,674.00	$33,816.72
CONTRACTUAL									
5507	CONTRACTUAL-BONHAM	$19,597.00	$0.00	0.00%	$215,567.00	$130,337.90	60.46%	$235,169.00	$104,831.10
5510	CONTRACTUAL	$16,551.00	$18,379.06	111.05%	$182,061.00	$184,392.19	101.28%	$198,645.00	$14,252.81
5540	CONTRACTUAL-LEGAL FEES	$0.00	$0.00	0.00%	$0.00	$55.09	0.00%	$0.00	($55.09)
5550	LITERACY SERVICES	$583.00	$0.00	0.00%	$6,413.00	$0.00	0.00%	$7,000.00	$7,000.00
5557	CONTRACTUAL/MENTAL HEALTH	$208.00	$0.00	0.00%	$2,288.00	$0.00	0.00%	$2,500.00	$2,500.00
Total CONTRACTUAL		$36,939.00	$18,379.06	49.76%	$406,329.00	$314,785.18	77.47%	$443,314.00	$128,528.82
OTHER									
5601	RENT/BUILDING LEASE	$2,557.00	$3,158.98	123.54%	$28,127.00	$22,758.38	80.91%	$30,703.00	$7,944.62
5602	TELEPHONE	$2,506.00	$2,765.65	110.36%	$27,566.00	$29,636.34	107.51%	$30,100.00	$463.66
5603	UTILITIES	$5,788.00	$9,805.25	169.41%	$63,668.00	$79,735.30	125.24%	$69,489.00	($10,246.30)
5604	PEST CONTROL SERVICES	$541.00	$760.00	140.48%	$5,951.00	$9,250.00	155.44%	$6,500.00	($2,750.00)
5606	ALARM FEE	$241.00	$408.95	169.69%	$2,651.00	$4,288.45	161.77%	$2,900.00	($1,388.45)
5608	REPAIRS/MINOR BLDG.	$4,249.00	$2,274.58	53.53%	$46,739.00	$68,714.02	147.02%	$51,000.00	($17,714.02)
5609	INTERNET CONNECTION	$1,245.00	$1,059.32	85.09%	$13,695.00	$11,275.95	82.34%	$14,950.00	$3,674.05
5613	INSURANCE/GENL LIABILITY	$2,822.00	$0.00	0.00%	$31,042.00	$38,318.85	123.44%	$33,868.00	($4,450.85)
5614	INSURANCE/VEHICLE	$1,533.00	$0.00	0.00%	$16,863.00	$32,774.00	194.35%	$18,400.00	($14,374.00)
5619	ANNUAL GAS INSPECTION	$274.00	$0.00	0.00%	$3,014.00	$1,119.26	37.14%	$3,300.00	$2,180.74
5621	FUEL & OIL	$491.00	$483.22	98.42%	$5,401.00	$4,696.80	86.96%	$5,900.00	$1,203.20

General Ledger System

COMMUNITY ACTION, INC.
For User: Kherington
Category Statement of Operations for: 270 - HEAD START PROG 25-26
Report year: 11/1/2025 thru 10/31/2026 Period ending: September 2026

Account		Monthly Budget	Monthly Expenditures	Monthly Pct	To Date Budget	To Date Expenditures	To Date Pct	Annual budget	Unexpended
5622	VEHICLE LICENSE & REGIST.	$66.00	$0.00	0.00%	$726.00	$444.00	61.16%	$800.00	$356.00
5623	VEHICLE MAINTENANCE	$581.00	$186.95	32.18%	$6,391.00	$8,260.78	129.26%	$6,982.00	($1,278.78)
5624	VEHICLE INSURANCE	$0.00	$0.00	0.00%	$0.00	$433.28	0.00%	$0.00	($433.28)
5631	PARENT LOCAL TRAVEL	$0.00	$0.00	0.00%	$0.00	$323.00	0.00%	$0.00	($323.00)
5632	STAFF LOCAL TRAVEL	$1,623.00	$1,834.64	113.04%	$17,853.00	$13,135.37	73.58%	$19,500.00	$6,364.63
5633	FOOD/CHILDREN	$8,145.00	$51.59	0.63%	$89,595.00	$72,567.51	81.00%	$97,745.00	$25,177.49
5634	FOOD/STAFF TRAINING/MTG.	$491.00	$742.82	151.29%	$5,401.00	$12,540.78	232.19%	$5,900.00	($6,640.78)
5635	PC FOOD/SUPPLIES EXPENSES	$124.00	$0.00	0.00%	$1,364.00	$1,251.24	91.73%	$1,500.00	$248.76
5640	DATA PROCESSING	$474.00	$65.97	13.92%	$5,214.00	$14,379.41	275.78%	$5,700.00	($8,679.41)
5643	INDOOR EQUIP.MAINT,	$216.00	$0.00	0.00%	$2,376.00	$2,656.36	111.80%	$2,600.00	($56.36)
5644	KITCHEN EQUIP. MAINT.	$1,816.00	$921.65	50.75%	$19,976.00	$19,861.46	99.43%	$21,800.00	$1,938.54
5645	PLAYGROUND MAINT.	$1,666.00	$1,399.92	84.03%	$18,326.00	$31,292.79	170.76%	$20,000.00	($11,292.79)
5647	POSTAGE & FREIGHT	$16.00	$410.00	2562.50%	$176.00	$410.00	232.95%	$200.00	($210.00)
5651	ADVERTISING/EMPLOYMENT	$29.00	$0.00	0.00%	$319.00	$287.97	90.27%	$350.00	$62.03
5652	STAFF LICENSURE	$191.00	$270.00	141.36%	$2,101.00	$1,110.00	52.83%	$2,300.00	$1,190.00
5653	MEMBERSHIP DUES	$466.00	$0.00	0.00%	$5,126.00	$0.00	0.00%	$5,600.00	$5,600.00
5655	CONFE. REGIST./FEES/STAFF	$4,633.00	$6,380.00	137.71%	$50,963.00	$20,369.86	39.97%	$55,608.00	$35,238.14
5656	LICENSING OF SITES	$74.00	$0.00	0.00%	$814.00	$803.08	98.66%	$900.00	$96.92
5664	PROFESSIONAL DUES/FEES	$0.00	$3,388.00	0.00%	$0.00	$45,263.70	0.00%	$0.00	($45,263.70)
5667	EMPLOYEE DEVELOPMENT	$0.00	$635.00	0.00%	$0.00	$2,909.00	0.00%	$0.00	($2,909.00)
5670	BACKGROUND CHECKS	$183.00	$105.14	57.45%	$2,013.00	$492.19	24.45%	$2,200.00	$1,707.81
5675	MOVING EXPENSES	$32.00	$0.00	0.00%	$352.00	$0.00	0.00%	$400.00	$400.00
5685	TUITION FEES	$333.00	$0.00	0.00%	$3,663.00	$0.00	0.00%	$4,000.00	$4,000.00
5686	Health & Safety Inspectio	$314.00	$442.00	140.76%	$3,454.00	$4,135.10	119.72%	$3,779.00	($356.10)
5689	MISC SHARED EXPENSES	$58,336.00	$56,783.19	97.34%	$641,696.00	$567,344.12	88.41%	$700,049.00	$132,704.88
5694	CHILDPLUS/PAT/BBT	$1,037.00	$0.00	0.00%	$11,407.00	$22,056.40	193.36%	$12,453.00	($9,603.40)
5695	WEBSITE MAINTENANCE	$0.00	$378.50	0.00%	$0.00	$716.10	0.00%	$0.00	($716.10)
5701	MEDICAL SERVICES	$16.00	$0.00	0.00%	$176.00	$948.95	539.18%	$200.00	($748.95)

General Ledger System

COMMUNITY ACTION, INC.
For User: Kherington
Category Statement of Operations for: 270 - HEAD START PROG 25-26
Report year: 11/1/2025 thru 10/31/2026 Period ending: September 2026

Date: 10/20/2026
Time: 9:23:15 AM

Account		Monthly Budget	Monthly Expenditures	Monthly Pct	To Date Budget	To Date Expenditures	To Date Pct	Annual budget	Unexpended
5704	DENTAL SERV.FOLLOW UP	$41.00	$0.00	0.00%	$451.00	$0.00	0.00%	$500.00	$500.00
5710	EMPLOYEE MEDICAL EXAMS	$158.00	$2,815.00	1781.65%	$1,738.00	$2,939.00	169.10%	$1,900.00	($1,039.00)
5713	STIPENDS/INCENTIVES	$638.00	$168.75	26.45%	$7,018.00	$168.75	2.40%	$7,672.00	$7,503.25
Total OTHER		$103,946.00	$97,695.07	93.99%	$1,143,406.00	$1,149,667.55	100.55%	$1,247,748.00	$98,080.45
EQUIPMENT									
Total EQUIPMENT		$0.00	$0.00	0.00%	$0.00	$0.00	0.00%	$0.00	$0.00
Total Expenditures		**$644,872.00**	**$617,698.08**	**95.79%**	**$7,093,592.00**	**$6,369,863.91**	**89.80%**	**$7,739,271.00**	**$1,369,407.09**
	Excess (Deficit)	**($644,872.00)**	**($617,698.08)**		**($7,093,592.00)**	**($6,369,863.91)**		**($7,739,271.00)**	**($1,369,407.09)**

General Ledger System

COMMUNITY ACTION, INC.
For User: Kherington
Fund Expenditure report for: 270 - HEAD START PROG 25-26 (Fund status: Active)
Report year: 11/1/2025 thru 10/31/2026 Period ending: October 2026

Date: 10/20/2026
Time: 9:42:29 AM

Account		Monthly Budget	Monthly Expenditures	Monthly Pct	To Date Budget	To Date Expenditures	To Date Pct	Annual budget	Unexpended
Department:	120 IN-KIND								
5000	SALARIES	$32,017.00	$0.00	0.00%	$384,171.00	$352,157.00	91.67%	$384,171.00	$32,014.00
5402	PROGRAM SUPPLIES	$17,940.00	$0.00	0.00%	$215,280.00	$197,340.00	91.67%	$215,280.00	$17,940.00
5510	CONTRACTUAL	$30,612.00	$0.00	0.00%	$367,311.00	$336,702.00	91.67%	$367,311.00	$30,609.00
5601	RENT/BUILDING LEASE	$77,315.00	$0.00	0.00%	$927,714.00	$851,655.00	91.80%	$927,714.00	$76,059.00
5603	UTILITIES	$1,250.00	$0.00	0.00%	$15,000.00	$12,500.00	83.33%	$15,000.00	$2,500.00
**Total for sub program -----> **		$159,134.00	$0.00	0.00%	$1,909,476.00	$1,750,354.00	91.67%	$1,909,476.00	$159,122.00
**Total for program -----> **		$159,134.00	$0.00	0.00%	$1,909,476.00	$1,750,354.00	91.67%	$1,909,476.00	$159,122.00
**Total for department 120 -----> **		$159,134.00	$0.00	0.00%	$1,909,476.00	$1,750,354.00	91.67%	$1,909,476.00	$159,122.00
Fund Totals		$159,134.00	$0.00	0.00%	$1,909,476.00	$1,750,354.00	91.67%	$1,909,476.00	$159,122.00

6.3.5

Child & Adult Care Food Program
Claim For Reimbursement Summary for September 2026

02113 Status: Active
COMMUNITY ACTION, INC. OF CENTRAL TEXAS
DBA:
215 S Reimer Ave Suite 130
SAN MARCOS, TX 78666-0748
County District Code: 105
ESC: 13 TDA Region: 4

Month/Year Claimed	Adjustment Number	Date Received	Date Accepted	Date Processed	Reason Code
Sep 2026	0	10/14/2026	10/14/2026		Original

Head Start

Contracting Entity Totals		Meals/Snacks	Federal Rate	Reimbursement Amount
Breakfast				
Free		5,919	2.5400	15,034.26
Reduced		0	2.2400	0.00
Paid		0	0.4200	0.00
	Total	**5,919**		**15,034.26**
Lunch				
Free		5,990	4.7600	28,512.40
Reduced		0	4.3600	0.00
Paid		0	0.4500	0.00
CIL		5,990	0.3200	1,916.80
	Total	**5,990**		**30,429.20**
PM Snack				
Free		5,702	1.3000	7,412.60
Reduced		0	0.6500	0.00
Paid		0	0.1200	0.00
	Total	**5,702**		**7,412.60**
Claim Reimbursement Total				**52,876.06**

Contracting Entity Claim Reimbursement Totals	Meal Reimbursement	CIL Reimbursement	Totals
Current Claim Reimbursement Total	50,959.26	1,916.80	52,876.06
Previous Claim Reimbursement Total	0.00	0.00	0.00
Net Claim Reimbursement Total	**50,959.26**	**1,916.80**	**52,876.06**

Show Site Meal Details

Created By: KHERINGTON10 on: 10/14/2026 4:38:51 PM Modified By: KHERINGTON10 on: 10/14/2026 4:46:16 PM

Capital One Business

Spark Cash Plus card | World Elite Mastercard for Business ending in 7115
Aug 27, 2026 - Sep 25, 2026 | 30 days in Billing Cycle

Payment Information

Payment Due Date
Oct 20, 2026

For online and phone payments, the deadline is 12 midnight ET, except on the statement closing date when the deadline is 8 p.m. ET.

Upcoming statement closing date: October 26, 2026

New Balance
$44,519.39

Minimum Payment Due
$31,019.39

LATE PAYMENT WARNING: You are required to pay your minimum payment. If we do not receive your minimum payment by your due date, you may have to pay a late fee of 2.99% of the unpaid portion of your Minimum Payment. You may be subject to additional late fees and your charging privileges may be suspended.

MINIMUM PAYMENT WARNING: If you make only the minimum payment each period or pay any amount less than your full statement balance, you will be charged interest.

If you would like information about credit counseling services, call 888-326-8055.

Account Summary

Previous Balance	$35,711.12
Payments	- $35,711.12
Other Credits	$0.00
Transactions	+ $44,519.39
Cash Advances	+ $0.00
Fees Charged	+ $0.00
Interest Charged	+ $0.00
New Balance	**= $44,519.39**
Pay Over Time Limit	$15,000.00
Eligible Carry-Over Amount (as of Sep 25)	$13,500.00
Cash Advance Credit Limit	$1,500.00
Available Credit for Cash Advances	$1,500.00

Important Notice

We are unable to provide your Rewards Summary on this month's statement. To review your current Rewards balance or for additional Rewards information, please log in to your account at capitalone.com, the Capital One Mobile Banking app, or call the customer service number on this statement.

Account Notifications

ⓘ Please visit capitalone.com for your most current Rewards Program Terms and Conditions. You can also find changes to your Rewards by logging into your account and navigating to the Rewards FAQ section.

Capital One Business

DOUGLAS D MUDD
COMMUNITY ACTION, INC. OF CENTRAL TX
PO BOX 748
SAN MARCOS, TX 78667-0748

430921

Save time, stay informed. Discover new features with the Capital One Mobile app.

Scan this QR code or say "Hey Siri/Google, download the Capital One Mobile app" to access our top-rated app.

Payment Due Date: **Oct 20, 2026** | Account ending in 7115

New Balance	Minimum Payment Due	Amount Enclosed
$44,519.39	$31,019.39	$ _____

Please send us this portion of your statement and only one check (or one money order) payable to Capital One to ensure your payment is processed promptly. Allow at least seven business days for delivery.

Capital One
P.O. Box 60519
City of Industry CA 91716-0519

39

1 5589588446927115 25 0000000000000000000

How can I Avoid Paying Interest Charges? If you pay your New Balance in full by the due date **each month**, we will not charge interest on any purchase amounts or portions of purchase amounts that are allocated to your Pay Over Time balance. If you have been paying your statement balance in full **without** Interest Charges, but fail to pay your next New Balance in full, we will charge interest on the unpaid Pay Over Time balance. Promotional offers may allow you to pay less than the total New Balance and avoid paying interest on new transactions that post to your purchase balance. See the front of your statement for additional information.

How is the Interest Charge Determined on my Pay Over Time Balance? Interest Charges accrue from the first day of the billing period. Interest accrues daily on the unpaid Pay Over Time balance until it is paid in full. Interest accrued during a billing period posts to your account at the end of the billing period and appears on your next statement. You may owe Interest Charges even if you pay the entire New Balance one month, but did not do so the previous month. Once you start accruing Interest Charges, you generally must pay your New Balance in full two consecutive Billing Cycles before Interest Charges stop being posted to your Statement. Interest Charges are added to the Pay Over Time balance.

Can My Pay Over Time Balance Exceed My Pay Over Time Limit? While eligible purchase amounts or portions of purchase amounts will not cause your Pay Over Time balance to exceed your Pay Over Time Limit, Interest Charges and fees (other than cash advance fees, if any) will be allocated to your Pay Over Time balance and may cause your Pay Over Time balance to exceed your Pay Over Time Limit. Additionally, any portion of a payment that was originally allocated to your Pay Over Time balance and later returned may be re-allocated to your Pay Over Time balance and could cause your Pay Over Time balance to exceed your Pay Over Time Limit. If your Pay Over Time balance exceeds your Pay Over Time limit, the amount above your Pay Over Time limit may also be subject to interest charges and must be paid in full by the applicable due date.

Do you assess a Minimum Interest Charge? We may assess a minimum Interest Charge of $0.00 for each billing period if your account is subject to an Interest Charge.

How do you Calculate the Interest Charge? We use a method called Average Daily Balance (excluding new purchases).
1. First, we take the beginning Pay Over Time balance each day and add the periodic Interest Charge on the previous day's Pay Over Time balance. Then we subtract any payments and credits applied to the Pay Over Time balance as of that day. The result is the daily balance. However, new purchase amounts are not added to the daily balance.
2. Next, we add the daily Pay Over Time balances together and divide the sum by the number of days in the Billing Cycle.
3. At the end of each Billing Cycle, we multiply your Average Daily Balance by the Pay Over Time Purchase daily periodic rate (Pay Over Time Purchase APR divided by 365), and then we multiply the result by the number of days in the billing period. The result is your total Interest Charge for the Billing Cycle.
The Average Daily Balance is referred to as the Balance Subject to Interest Rate in the Interest Charge Calculation section of this Statement.

NOTE: Due to rounding or a minimum Interest Charge, this calculation may vary slightly from the Interest Charge actually assessed.

How can I Avoid Membership Fees? If a Renewal Notice is printed on this statement, you may avoid paying an annual membership Fee by contacting Customer Service fewer than 40 days after the annual membership Fee was assessed to request that we close your account. To avoid paying a monthly membership Fee, close your account and we will stop assessing your monthly membership Fee.

How can I Close My Account? You can contact Customer Service anytime to request that we close your account.

How do you Process Payments? When you make a payment, you authorize us to initiate an ACH or electronic payment that will be debited from your bank account or other related account. When you provide a check or check information to make a payment, you authorize us to use information from the check to make a one-time ACH or other electronic transfer from your bank account. We may also process it as a check transaction. Funds may be withdrawn from your bank account as soon as the same day we process your payment.

How do you Apply My Payment? We will apply payments up to your Minimum Payment first to the Pay In Full balance, then to the Pay Over Time balance with the lowest APR (including 0% APR), and then to Pay Over Time balances with higher APRs. We apply any part of your payment exceeding your Minimum Payment to the Pay Over Time balance with the highest APR, and then to any Pay Over Time balances with lower APRs. We apply payments to billed balances before applying them to new transactions posted after the statement closing date.

Billing Rights Summary (Does not Apply to Small Business Accounts)
What To Do If You Think You Find A Mistake On Your Statement: If you think there is an error on your statement, write to us at:
P.O. Box 30285 Salt Lake City, UT 84130-0285.

In your letter, give us the following information:
• Account information: Your name and account number.
• Dollar amount: The dollar amount of the suspected error.
• Description of Problem: If you think there is an error on your bill, describe what you believe is wrong and why you believe it is a mistake. You must contact us within 60 days after the error appeared on your statement. You must notify us of any potential errors in writing. You may call us or notify us electronically, but if you do we are not required to investigate any potential errors and you may have to pay the amount in question. We will notify you in writing within 30 days of our receipt of your letter. While we investigate whether or not there has been an error, the following are true:
• We cannot try to collect the amount in question, or report you as delinquent on that amount. The charge in question may remain on your statement, and we may continue to charge you interest on that amount. But, if we determine that we made a mistake, you will not have to pay the amount in question or any interest or other fees related to that amount.
• While you do not have to pay the amount in question until we send you a notice about the outcome of our investigation, you are responsible for the remainder of your balance.
• We can apply any unpaid amount against your credit limit. Within 90 days of our receipt of your letter, we will send you a written notice explaining either that we corrected the error (to appear on your next statement) or the reasons we believe the bill is correct.

Your Rights If You Are Dissatisfied With Your Purchase: If you are dissatisfied with the goods or services that you have purchased with your credit card, and you have tried in good faith to correct the problem with the merchant, you may have the right not to pay the remaining amount due on the purchase. To use this right, the following must be true:
1) You must have used your credit card for the purchase. Purchases made with cash advances from an ATM or with a check that accesses your credit card account do not qualify; and
2) You must not yet have fully paid for the purchase.
If all of the criteria above are met and you are still dissatisfied with the purchase, contact us in writing at: P.O. Box 30285, Salt Lake City, UT 84130-0285. While we investigate, the same rules apply to the disputed amount as discussed above. After we finish our investigation, we will tell you our decision. At that point, if we think you owe an amount and you do not pay we may report you as delinquent.

© 2024 Capital One. Capital One is a federally registered service mark

ETC-40 08/29/2025

Pay online at capitalone.com

Pay using the Capital One mobile app

Customer Service 800-867-0904

Changing your mailing address?

You can change your address by signing into your account online or by calling Customer Service.

Any written request on this form will not be honored.

How do I Make Payments? You may make your payment in several ways:

1. Online Banking by logging into your account;
2. Capital One Mobile Banking app for approved electronic devices;
3. Calling the telephone number listed on the front of this statement and providing the required payment information;
4. Sending mail payments to the address on the front of this statement with the payment coupon or your account information.

What is the cutoff time to make a same day payment?

- For online and phone payments, payments submitted by 12 midnight ET will typically post on the same day. However, if you pay your bill on your statement closing date, payments made after 8 p.m. ET will post on the following day. Keep in mind, it may take another business day or longer for credit to be available.
- For mail, as of the business day we receive it, as long as it is received by 5 p.m. local time at our processing center. You must send the bottom portion of this statement and your check to the payment address on the front of this statement. Please allow at least seven (7) business days for mail delivery. Mailed payments received by us at any other location or payments in any other form may not be credited as of the day we receive them.

4b705ef4-3171-4260-a0af-add11e3baa1d

Transactions

Visit capitalone.com to see detailed transactions.

DOUGLAS D MUDD #7115: Payments, Credits and Adjustments

Trans Date	Post Date	Description	Amount

DOUGLAS D MUDD #7115: Transactions

Trans Date	Post Date	Description	Amount
Aug 26	Aug 27	THE SPOT SAN MARCOS TX	$331.88
Aug 26	Aug 27	H-E-B #455 SAN MARCOS TX	$14.87
Aug 28	Aug 29	ZOOM.COM 888-799-9666 SAN JOSE CA	$901.59
Aug 29	Aug 29	DIGITALSPACE 8887400502 NV	$13.42
Sep 1	Sep 2	GOOGLE *SVCScommunitya MOUNTAIN VIEW CA	$135.41
Sep 1	Sep 2	HAYS-CALDWELL WOMENS C SAN MARCOS TX	$1,248.00
Sep 1	Sep 2	PY *SM GATEWAY STORAGE SAN MARCOS TX	$408.91
Sep 2	Sep 3	YSI*ROLLING OAKS GIDDINGS TX	$457.83
Sep 3	Sep 4	USPS.COM POSTAL STORE Kansas City MO	$412.85
Sep 8	Sep 9	H-E-B #243 SAN MARCOS TX	$500.00
Sep 8	Sep 9	USPS PO 4880750466 SAN MARCOS TX	$820.00
Sep 9	Sep 10	IN *NATIONAL ASSOCIATI KAYSVILLE UT	$5,580.00
Sep 10	Sep 11	CCSI CONSENSUS LOS ANGELES CA	$209.79
Sep 10	Sep 11	TARGET T-2438 SAN MARCOS TX	$15.98
Sep 11	Sep 11	PROGRESSIVE INS MAYFIELD VLG OH	$1,127.50
Sep 17	Sep 18	CHIPOTLE 2799 SAN MARCOS TX	$294.00
Sep 22	Sep 23	WWW.YOBITECH.COM FOREST HILLS NY	$536.00
Sep 22	Sep 23	USPS PO 4880750466 SAN MARCOS TX	$1,230.00
Sep 23	Sep 23	EXPEDIA 73550405238610 Seattle WA	$425.96
Sep 24	Sep 24	STATEFOODSAFETYCOM ORLANDO FL	$340.00
Sep 24	Sep 25	VSP*BAUDVILLE GRAND RAPIDS MI	$72.55
DOUGLAS D MUDD #7115: Total Transactions			**$15,076.54**

KEITH HERINGTON #7441: Payments, Credits and Adjustments

Trans Date	Post Date	Description	Amount
Sep 16	Sep 16	CAPITAL ONE ONLINE PYMT	- $35,711.12

KEITH HERINGTON #7441: Transactions

Trans Date	Post Date	Description	Amount
Aug 26	Aug 27	H-E-B #243 SAN MARCOS TX	$30.41
Sep 1	Sep 2	HILL COUNTRY SPRINGS AUSTIN TX	$134.99
Sep 6	Sep 7	ADOBE *ADOBE 4085366000 CA	$14.99

Additional Information on the next page

Transactions (Continued)

Trans Date	Post Date	Description	Amount
Sep 12	Sep 12	EXPEDIA 73542451991694 Seattle WA	$141.39
Sep 18	Sep 19	EXPAY BUS CSR CVGS AGS DALLAS TX	$126.32
KEITH HERINGTON #7441: Total Transactions			**$448.10**

STACEY MARTINEZ #2274: Payments, Credits and Adjustments

Trans Date	Post Date	Description	Amount

STACEY MARTINEZ #2274: Transactions

Trans Date	Post Date	Description	Amount
Aug 27	Aug 28	LYFT *RIDE THU 11AM SAN FRANCISCO CA	$10.96
Aug 27	Aug 28	LYFT *RIDE THU 8AM SAN FRANCISCO CA	$16.98
Aug 28	Aug 29	LYFT *RIDE FRI 10AM SAN FRANCISCO CA	$30.96
Aug 28	Aug 29	LYFT *RIDE FRI 12PM SAN FRANCISCO CA	$23.93
Aug 31	Sep 1	PEDERNALES ELECTRIC CO JOHNSON CITY TX	$73.93
Aug 31	Sep 1	CITY OF SAN MARCOS 5123938383 TX	$108.69
Sep 1	Sep 2	EXPEDIA 73534974014282 Seattle WA	$146.88
Sep 1	Sep 2	Tory Burch T10005529 San Marcos TX	$1,883.00
Sep 1	Sep 2	COACH 5700 San Marcos TX	$368.00
Sep 1	Sep 2	MICHAEL KORS - 104 SAN MARCOS TX	$476.00
Sep 3	Sep 3	EXPEDIA 73535866359662 Seattle WA	$72.77
Sep 3	Sep 4	EXPEDIA 73536494188835 Seattle WA	$72.77
Sep 4	Sep 5	EXPEDIA 73537247161427 Seattle WA	$267.18
Sep 4	Sep 5	PYL*THE LODGE AT LOST BASTROP TX	$955.95
Sep 4	Sep 5	YSI*THE MERLE ON HOWAR PFLUGERVILLE TX	$1,068.58
Sep 9	Sep 10	PAPA JOHN'S #0897 SAN MARCOS TX	$139.09
Sep 10	Sep 10	EXPEDIA 73541014343471 Seattle WA	$72.77
Sep 11	Sep 12	LYFT *RIDE FRI 10AM SAN FRANCISCO CA	$13.96
Sep 11	Sep 12	LYFT *RIDE FRI 9AM SAN FRANCISCO CA	$13.94
Sep 14	Sep 15	EXPEDIA 73544384582426 Seattle WA	$72.77
Sep 14	Sep 15	BRAKES N' MORE SAN MARCOS TX	$1,160.36
Sep 14	Sep 15	SP THE HAPPY PLANNER GARDEN GROVE CA	$316.73
Sep 15	Sep 15	EXPEDIA 73544556374626 Seattle WA	$365.40
Sep 15	Sep 16	LYFT *RIDE TUE 10AM SAN FRANCISCO CA	$34.92
Sep 15	Sep 16	LYFT *RIDE TUE 10AM SAN FRANCISCO CA	$38.99
Sep 15	Sep 16	LYFT *RIDE TUE 9AM SAN FRANCISCO CA	$52.95
Sep 15	Sep 16	SP THE HAPPY PLANNER GARDEN GROVE CA	$85.68
Sep 15	Sep 16	HEB CURBSIDE SAN ANTONIO TX	$10.82
Sep 16	Sep 16	AARP MINNETONKA MN	$497.50

Additional Information on the next page

Transactions (Continued)

Trans Date	Post Date	Description	Amount
Sep 16	Sep 17	PAPA JOHN'S #0897 SAN MARCOS TX	$106.80
Sep 17	Sep 18	LYFT *RIDE THU 10AM SAN FRANCISCO CA	$10.99
Sep 17	Sep 18	LYFT *RIDE THU 12PM SAN FRANCISCO CA	$12.92
Sep 17	Sep 18	LYFT *RIDE THU 2PM SAN FRANCISCO CA	$16.97
Sep 17	Sep 18	LYFT *RIDE THU 8AM SAN FRANCISCO CA	$18.93
Sep 18	Sep 19	LYFT *RIDE FRI 10AM SAN FRANCISCO CA	$10.94
Sep 18	Sep 19	LYFT *RIDE FRI 11AM SAN FRANCISCO CA	$8.98
Sep 21	Sep 22	LYFT *RIDE MON 10AM SAN FRANCISCO CA	$9.98
Sep 21	Sep 22	LYFT *RIDE MON 10AM SAN FRANCISCO CA	$8.48
Sep 22	Sep 23	LYFT *CANCEL FEE SAN FRANCISCO CA	$5.00
Sep 22	Sep 23	LYFT *RIDE TUE 1PM SAN FRANCISCO CA	$9.92
Sep 22	Sep 23	LYFT *RIDE TUE 11AM SAN FRANCISCO CA	$45.98
Sep 22	Sep 23	LYFT *RIDE TUE 3PM SAN FRANCISCO CA	$14.96
Sep 23	Sep 24	HEB CURBSIDE SAN ANTONIO TX	$41.07
Sep 23	Sep 24	PAPA JOHN'S #0897 SAN MARCOS TX	$106.80
Sep 23	Sep 24	OFFICE DEPOT #689 SAN MARCOS TX	$20.62
Sep 24	Sep 25	RMA TOLL IRVINE CA	$22.63
Sep 24	Sep 25	ATT BUSINESS UVERSE DALLAS TX	$89.29
Sep 24	Sep 25	CITY OF SAN MARCOS 5123938383 TX	$262.36
STACEY MARTINEZ #2274: Total Transactions			**$9,276.08**

MARY HELEN MARTINEZ #7930: Payments, Credits and Adjustments

Trans Date	Post Date	Description	Amount

MARY HELEN MARTINEZ #7930: Transactions

Trans Date	Post Date	Description	Amount
Aug 27	Aug 28	H-E-B #243 SAN MARCOS TX	$17.96
Aug 28	Aug 29	ACADEMY SPORTS #121 SAN MARCOS TX	$156.95
Sep 1	Sep 2	COMMUNITY ACTION PARTN WASHINGTON DC	$635.00
Sep 3	Sep 5	CASAS San Diego CA	$2,617.60
Sep 9	Sep 10	IN *NATIONAL ASSOCIATI KAYSVILLE UT	$1,600.00
Sep 17	Sep 18	KYLE AREA CHAMBER OF C KYLE TX	$40.00
Sep 22	Sep 23	4IMPRINT, INC OSHKOSH WI	$245.23
Sep 24	Sep 25	NCS*GED EXAM BLOOMINGTON MN	$126.75
Sep 24	Sep 25	NCS*GED EXAM BLOOMINGTON MN	$910.00
MARY HELEN MARTINEZ #7930: Total Transactions			**$6,349.49**

Additional Information on the next page

Transactions (Continued)

MARY BRYANT #9391: Payments, Credits and Adjustments

Trans Date	Post Date	Description	Amount

MARY BRYANT #9391: Transactions

Trans Date	Post Date	Description	Amount
Aug 27	Aug 28	TACO CABANA 20151 OLO SAN MARCOS TX	$45.44
Aug 27	Aug 28	TACO CABANA 20151 OLO SAN MARCOS TX	$22.72
Sep 9	Sep 11	PARENTS AS TEACHERS SAINT LOUIS MO	$345.00
Sep 10	Sep 11	INSTITUTEC* INSTITUTE GREENVILLE SC	$190.00
Sep 11	Sep 12	OFFICE DEPOT #689 SAN MARCOS TX	$21.59
Sep 22	Sep 24	PARENTS AS TEACHERS SAINT LOUIS MO	$690.00
MARY BRYANT #9391: Total Transactions			**$1,314.75**

DANIELLE ENGELKE #4209: Payments, Credits and Adjustments

Trans Date	Post Date	Description	Amount

DANIELLE ENGELKE #4209: Transactions

Trans Date	Post Date	Description	Amount
Aug 27	Aug 28	CANVA* I04986-37075001 AUSTIN TX	$86.60
Aug 28	Aug 29	CITY OF KYLE - PARKS D KYLE TX	$249.38
Aug 31	Sep 1	LOVING GUIDANCE LLC CHICAGO IL	$6,000.00
Aug 31	Sep 1	COMMUNITY ACTION PARTN WASHINGTON DC	$600.00
Sep 1	Sep 2	ALLIANZ TRAVEL INS 8006285404 VA	$223.80
Sep 1	Sep 2	AMERICAN 0012373672724 United States AZ TK#: 0012373672724 PSGR: KACIR/ELISA ORIG: AUS, DEST: CLT, S/O: X, CARRIER: AA, SVC: G ORIG: CLT, DEST: MSN, S/O: X, CARRIER: AA, SVC: G ORIG: MSN, DEST: DFW, S/O: O, CARRIER: AA, SVC: Q ORIG: DFW, DEST: AUS, S/O: X, CARRIER: AA, SVC: Q ORIG: , DEST: , CARRIER:	$639.40
Sep 1	Sep 2	AMERICAN 0012373672722 United States AZ TK#: 0012373672722 PSGR: ENGELKE/DANIELL ORIG: AUS, DEST: CLT, S/O: X, CARRIER: AA, SVC: G ORIG: CLT, DEST: MSN, S/O: X, CARRIER: AA, SVC: G ORIG: MSN, DEST: DFW, S/O: O, CARRIER: AA, SVC: Q ORIG: DFW, DEST: AUS, S/O: X, CARRIER: AA, SVC: Q ORIG: , DEST: , CARRIER:	$639.40
Sep 1	Sep 2	AMERICAN 0012373672723 United States AZ TK#: 0012373672723 PSGR: REIMANNNESMITH/ ORIG: AUS, DEST: CLT, S/O: X, CARRIER: AA, SVC: G ORIG: CLT, DEST: MSN, S/O: X, CARRIER: AA, SVC: G ORIG: MSN, DEST: DFW, S/O: O, CARRIER: AA, SVC: Q ORIG: DFW, DEST: AUS, S/O: X, CARRIER: AA, SVC: Q	$639.40

Additional Information on the next page

Transactions (Continued)

Trans Date	Post Date	Description	Amount
		ORIG: , DEST: , CARRIER:	
Sep 1	Sep 2	AMERICAN 0012373672725 United States AZ TK#: 0012373672725 PSGR: SOYARS/JENNIFER ORIG: AUS, DEST: CLT, S/O: X, CARRIER: AA, SVC: G ORIG: CLT, DEST: MSN, S/O: X, CARRIER: AA, SVC: G ORIG: MSN, DEST: DFW, S/O: O, CARRIER: AA, SVC: Q ORIG: DFW, DEST: AUS, S/O: X, CARRIER: AA, SVC: Q ORIG: , DEST: , CARRIER:	$639.40
Sep 3	Sep 4	TX HHSC CCL FEE AUSTIN TX	$18.66
Sep 3	Sep 4	TX HHSC CCL FEE AUSTIN TX	$18.66
Sep 3	Sep 4	TX HHSC CCL FEE AUSTIN TX	$8.44
Sep 3	Sep 4	TX HHSC CCL FEE AUSTIN TX	$16.62
Sep 3	Sep 4	TX HHSC CCL FEE AUSTIN TX	$10.48
Sep 3	Sep 4	TX HHSC CCL FEE AUSTIN TX	$2.30
Sep 5	Sep 5	TST* NOTHING BUNDT CAK SAN MARCOS TX	$41.40
Sep 15	Sep 16	HILL COUNTRY SPRINGS AUSTIN TX	$64.99
Sep 15	Sep 16	OFFICE DEPOT #689 SAN MARCOS TX	$29.98
Sep 16	Sep 17	IN *SAN MARCOS INTERPR PORT LAVACA TX	$136.00
Sep 17	Sep 18	FSP*COUNCIL FOR PROFES WASHINGTON DC	$775.00
Sep 17	Sep 19	SALTGRASS SAN MARCO I- SAN MARCOS TX	$636.43
Sep 20	Sep 21	AMERICAN 0010288511029 United States AZ TK#: 0010288511029 PSGR: KACIR/ELISA ORIG: AUS, DEST: CLT, S/O: X, CARRIER: AA, SVC: G ORIG: CLT, DEST: MSN, S/O: X, CARRIER: AA, SVC: G	$50.00
Sep 20	Sep 21	AMERICAN 0010288511026 United States AZ TK#: 0010288511026 PSGR: REIMANNNESMITH/ ORIG: AUS, DEST: CLT, S/O: X, CARRIER: AA, SVC: G ORIG: CLT, DEST: MSN, S/O: X, CARRIER: AA, SVC: G	$50.00
Sep 20	Sep 21	AMERICAN 0010288511025 United States AZ TK#: 0010288511025 PSGR: ENGELKE/DANIELL ORIG: AUS, DEST: CLT, S/O: X, CARRIER: AA, SVC: G ORIG: CLT, DEST: MSN, S/O: X, CARRIER: AA, SVC: G	$50.00
Sep 20	Sep 21	AMERICAN 0010288511031 United States AZ TK#: 0010288511031 PSGR: SOYARS/JENNIFER ORIG: AUS, DEST: CLT, S/O: X, CARRIER: AA, SVC: G ORIG: CLT, DEST: MSN, S/O: X, CARRIER: AA, SVC: G	$50.00
DANIELLE ENGELKE #4209: Total Transactions			**$11,676.34**

Additional Information on the next page

Transactions (Continued)

MEGAN CAMPBELL #6230: Payments, Credits and Adjustments

Trans Date	Post Date	Description	Amount

MEGAN CAMPBELL #6230: Transactions

Trans Date	Post Date	Description	Amount
Sep 1	Sep 2	EVENTBRITE PRO SUB SAN FRANCISCO CA $21.00 CAD 1.384311140 Exchange Rate	$15.17
Sep 1	Sep 2	PY *STORAGE SENSE - SA SAN MARCOS TX	$235.00
Sep 15	Sep 16	BITLY.COM NEW YORK NY	$127.92
MEGAN CAMPBELL #6230: Total Transactions			**$378.09**

Total Transactions for This Period **$44,519.39**

Fees

Trans Date	Post Date	Description	Amount

Total Fees for This Period **$0.00**

Interest Charged

Interest Charge on Purchases	$0.00
Interest Charge on Cash Advances	$0.00
Interest Charge on Other Balances	$0.00
Total Interest for This Period	**$0.00**

Totals Year-to-Date

Total Fees charged	**$150.00**
Total Interest charged	**$0.00**

Additional Information on the next page

Interest Charge Calculation

Your Annual Percentage Rate (APR) is the annual interest rate on your account.

Type of Balance	Annual Percentage Rate (APR)	Balance Subject to Interest Rate	Interest Charged
Pay Over Time Purchases	25.74% P	$0.00	$0.00
Cash Advances	0.00%	$0.00	$0.00

Variable APRs: If you have a letter code displayed next to any of the above APRs, this means they are variable APRs. They may increase or decrease based on one of the following indices (reported in The Wall Street Journal) as described below.

Code next to your APR(s)	How do we calculate your APR(s)?	When your APR(s) will change
P L	Prime Rate + margin 3 month LIBOR + margin	The first day of the Billing Cycles that end in Jan., April, July and Oct.
D F	Prime Rate + margin 1 month LIBOR + margin	The first day of each Billing Cycle

How Minimum Payment is Calculated

If balance is less than your pay over time limit	If balance is greater than your pay over time limit
If your balance is less than $15, your minimum payment will be equal to your balance. Otherwise, your minimum payment will be the greater of $15 or 10% of your balance plus new cash advance transactions, new interest, and new fees. We also add any past due amounts to your minimum payment.	100% of your purchase balance in excess of your Pay Over Time Limit, plus 10% of your balance up to the Pay Over Time limit plus new cash advance transactions, new interest, and new fees. We also add any past due amounts to your minimum payment.



Transaction Date	Description	Category		
9/8/2026	USPS PO 4880750466	Other Services	820.00	053-114-5647
8/26/2026	H-E-B #243	Merchandise	30.41	053-117-5401
9/1/2026	HILL COUNTRY SPRINGS	Other Services	134.99	053-117-5401
9/10/2026	TARGET T-2438	Merchandise	15.98	053-117-5401
9/22/2026	WWW.YOBITECH.COM	Merchandise	536.00	053-117-5401
9/6/2026	ADOBE *ADOBE	Merchandise	14.99	053-117-5640
9/3/2026	USPS.COM POSTAL STORE	Other Services	412.85	053-117-5647
8/26/2026	H-E-B #455	Merchandise	14.87	053-117-5667
9/24/2026	VSP*BAUDVILLE	Other Services	72.55	053-117-5667
9/17/2026	CHIPOTLE 2799	Dining	294.00	053-117-5905
	SHARED TOTAL		2346.64	
9/1/2026	MICHAEL KORS - 104	Merchandise	476.00	045-010-5402
9/1/2026	COACH 5700	Merchandise	368.00	045-010-5402
9/1/2026	Tory Burch T10005529	Merchandise	1883.00	045-010-5402
9/11/2026	PROGRESSIVE INS	Insurance	1127.50	060-010-5600
9/8/2026	H-E-B #243	Merchandise	500.00	060-010-5601
9/15/2026	HEB CURBSIDE	Merchandise	10.82	069-010-5600
9/23/2026	HEB CURBSIDE	Merchandise	41.07	069-010-5600
8/26/2026	THE SPOT	Other Services	331.88	110-010-5667
8/29/2026	DIGITALSPACE	Internet	13.42	121-010-5402
9/18/2026	EXPAY BUS CSR CVGS AGS	Phone/Cable	126.32	121-010-5696
9/22/2026	USPS PO 4880750466	Other Services	1230.00	194-010-5647
9/1/2026	HAYS-CALDWELL WOMENS C	Other Services	1248.00	194-010-5667
	COMMUNITY SERVICES		7356.01	
9/9/2026	PAPA JOHN'S #0897	Dining	139.09	183-010-5634
9/16/2026	PAPA JOHN'S #0897	Dining	106.80	183-010-5634
9/23/2026	PAPA JOHN'S #0897	Dining	106.80	183-010-5634
	YOUTH SERVICES		352.69	
9/1/2026	EVENTBRITE PRO SUB	Merchandise	15.17	230-010-5601
9/10/2026	INSTITUTEC* INSTITUTE	Other Services	190.00	230-010-5655
9/1/2026	PY *STORAGE SENSE - SA	Other Travel	235.00	230-010-5666
9/10/2026	CCSI CONSENSUS	Other Services	69.93	270-010-25-+5602
8/27/2026	CANVA* I04986-37075001	Other Services	86.60	270-010-25-5401
9/16/2026	IN *SAN MARCOS INTERPR	Professional Services	136.00	270-010-25-5510
9/1/2026	PY *SM GATEWAY STORAGE	Other Travel	408.91	270-010-25-5601
9/5/2026	TST* NOTHING BUNDT CAK	Dining	41.40	270-010-25-5634
9/15/2026	HILL COUNTRY SPRINGS	Other Services	64.99	270-010-25-5634
9/17/2026	SALTGRASS SAN MARCO I-	Dining	636.43	270-010-25-5635
8/31/2026	COMMUNITY ACTION PARTN	Other	600.00	270-010-25-5664
9/3/2026	TX HHSC CCL FEE	Other Services	2.30	270-010-25-5670
9/3/2026	TX HHSC CCL FEE	Other Services	10.48	270-010-25-5670
9/3/2026	TX HHSC CCL FEE	Other Services	16.62	270-010-25-5670
9/3/2026	TX HHSC CCL FEE	Other Services	8.44	270-010-25-5670

9/3/2026	TX HHSC CCL FEE	Other Services	18.66	270-010-25-5670
9/15/2026	OFFICE DEPOT #689	Merchandise	29.98	270-010-26-5401
8/28/2026	CITY OF KYLE - PARKS D	Other Services	249.38	270-010-26-5601
9/10/2026	CCSI CONSENSUS	Other Services	34.96	270-010-26-5602
8/28/2026	ZOOM.COM 888-799-9666	Phone/Cable	65.97	270-010-26-5640
9/17/2026	FSP*COUNCIL FOR PROFES	Other	775.00	270-010-26-5664
9/3/2026	TX HHSC CCL FEE	Other Services	18.66	270-010-26-5670
8/28/2026	ACADEMY SPORTS #121	Merchandise	156.95	270-010-27-5402
9/22/2026	4IMPRINT, INC	Other	245.23	270-010-27-5402
9/24/2026	NCS*GED EXAM	Other	910.00	270-010-27-5427
9/1/2026	GOOGLE *SVCScommunitya	Phone/Cable	16.93	270-010-27-5602
9/17/2026	KYLE AREA CHAMBER OF C	Other	40.00	270-010-27-5655
9/1/2026	COMMUNITY ACTION PARTN	Other	635.00	270-010-27-5667
9/1/2026	AMERICAN 0012373672725	Airfare	639.40	270-114-26-5232
9/1/2026	AMERICAN 0012373672723	Airfare	639.40	270-114-26-5232
9/1/2026	AMERICAN 0012373672722	Airfare	639.40	270-114-26-5232
9/1/2026	AMERICAN 0012373672724	Airfare	639.40	270-114-26-5232
9/1/2026	ALLIANZ TRAVEL INS	Insurance	223.80	270-114-26-5232
9/20/2026	AMERICAN 0010288511031	Airfare	50.00	270-114-26-5632
9/20/2026	AMERICAN 0010288511025	Airfare	50.00	270-114-26-5632
9/20/2026	AMERICAN 0010288511026	Airfare	50.00	270-114-26-5632
9/20/2026	AMERICAN 0010288511029	Airfare	50.00	270-114-26-5632
8/31/2026	LOVING GUIDANCE LLC	Other	6000.00	270-114-26-5655
9/24/2026	STATEFOODSAFETYCOM	Other Services	340.00	270-114-26-5655
9/11/2026	OFFICE DEPOT #689	Merchandise	21.59	289-010-5401
8/27/2026	TACO CABANA 20151 OLO	Dining	22.72	289-010-5634
8/27/2026	TACO CABANA 20151 OLO	Dining	45.44	289-010-5634
9/9/2026	PARENTS AS TEACHERS	Other Services	345.00	289010-5655
9/22/2026	PARENTS AS TEACHERS	Other Services	690.00	289-010-5655
	HOME VISITING/HEAD START		16165.14	

9/15/2026	BITLY.COM	Merchandise	127.92	555-010-5666
9/10/2026	CCSI CONSENSUS	Other Services	104.90	627-010-5602
9/24/2026	RMA TOLL	Other	22.63	628-010-5231
9/14/2026	SP THE HAPPY PLANNER	Merchandise	142.81	628-010-5401
9/23/2026	OFFICE DEPOT #689	Merchandise	20.62	628-010-5401
9/24/2026	ATT BUSINESS UVERSE	Phone/Cable	89.29	628-010-5609
9/24/2026	CITY OF SAN MARCOS	Utilities	262.36	628-112-5603
8/31/2026	PEDERNALES ELECTRIC CO	Utilities	73.93	628-112-5636
9/16/2026	AARP	Health Care	497.50	637-010-20-5538
9/14/2026	BRAKES N' MORE	Gas/Automotive	1160.36	637-060-5623
8/27/2026	LYFT *RIDE THU 8AM	Other Travel	16.98	647-031-5627
8/27/2026	LYFT *RIDE THU 11AM	Other Travel	10.96	647-031-5627
8/28/2026	LYFT *RIDE FRI 12PM	Other Travel	23.93	647-031-5627
8/28/2026	LYFT *RIDE FRI 10AM	Other Travel	30.96	647-031-5627
9/11/2026	LYFT *RIDE FRI 9AM	Other Travel	13.94	647-031-5627
9/11/2026	LYFT *RIDE FRI 10AM	Other Travel	13.96	647-031-5627
9/15/2026	LYFT *RIDE TUE 9AM	Other Travel	52.95	647-031-5627

9/15/2026	LYFT *RIDE TUE 10AM	Other Travel	38.99	647-031-5627
9/15/2026	LYFT *RIDE TUE 10AM	Other Travel	34.92	647-031-5627
9/17/2026	LYFT *RIDE THU 8AM	Other Travel	18.93	647-031-5627
9/17/2026	LYFT *RIDE THU 2PM	Other Travel	16.97	647-031-5627
9/17/2026	LYFT *RIDE THU 12PM	Other Travel	12.92	647-031-5627
9/17/2026	LYFT *RIDE THU 10AM	Other Travel	10.99	647-031-5627
9/18/2026	LYFT *RIDE FRI 11AM	Other Travel	8.98	647-031-5627
9/18/2026	LYFT *RIDE FRI 10AM	Other Travel	10.94	647-031-5627
9/21/2026	LYFT *RIDE MON 10AM	Other Travel	8.48	647-031-5627
9/21/2026	LYFT *RIDE MON 10AM	Other Travel	9.98	647-031-5627
9/22/2026	LYFT *RIDE TUE 3PM	Other Travel	14.96	647-031-5627
9/22/2026	LYFT *RIDE TUE 11AM	Other Travel	45.98	647-031-5627
9/22/2026	LYFT *RIDE TUE 1PM	Other Travel	9.92	647-031-5627
9/22/2026	LYFT *CANCEL FEE	Other Travel	5.00	647-031-5627
9/14/2026	SP THE HAPPY PLANNER	Merchandise	173.92	651-010-5401
9/15/2026	SP THE HAPPY PLANNER	Merchandise	85.68	651-010-5401
8/31/2026	CITY OF SAN MARCOS	Utilities	108.69	651-010-5636
9/2/2026	YSI*ROLLING OAKS	Other Services	13.12	664-010-5698
9/4/2026	PYL*THE LODGE AT LOST	Other Services	31.95	664-010-5698
9/2/2026	YSI*ROLLING OAKS	Other Services	444.71	664-112-5601
9/1/2026	EXPEDIA 73534974014282	Other Travel	146.88	664-112-5611
9/3/2026	EXPEDIA 73536494188835	Other Travel	72.77	664-112-5611
9/3/2026	EXPEDIA 73535866359662	Other Travel	72.77	664-112-5611
9/4/2026	EXPEDIA 73537247161427	Other Travel	267.18	664-112-5611
9/10/2026	EXPEDIA 73541014343471	Other Travel	72.77	664-112-5611
9/12/2026	EXPEDIA 73542451991694	Other Travel	141.39	664-112-5611
9/14/2026	EXPEDIA 73544384582426	Other Travel	72.77	664-112-5611
9/15/2026	EXPEDIA 73544556374626	Other Travel	365.40	664-112-5611
9/23/2026	EXPEDIA 73550405238610	Other Travel	425.96	664-112-5611
9/4/2026	YSI*THE MERLE ON HOWAR	Other Services	1068.58	664-113-5601
9/4/2026	PYL*THE LODGE AT LOST	Other Services	924.00	664-113-5601
	HEALTH SERVICES/RASP		7402.50	
9/3/2026	CASAS	Merchandise	1308.80	910-010-5427
9/1/2026	GOOGLE *SVCScommunitya	Phone/Cable	33.84	910-010-5602
8/28/2026	ZOOM.COM 888-799-9666	Phone/Cable	483.78	910-010-5640
9/9/2026	IN *NATIONAL ASSOCIATI	Professional Services	5580.00	910-111-5510
9/9/2026	IN *NATIONAL ASSOCIATI	Professional Services	1600.00	910-111-5510
9/1/2026	GOOGLE *SVCScommunitya	Phone/Cable	16.92	910-111-5602
8/28/2026	ZOOM.COM 888-799-9666	Phone/Cable	109.95	910-111-564
9/3/2026	CASAS	Merchandise	1308.80	951-010-5427
9/1/2026	GOOGLE *SVCScommunitya	Phone/Cable	67.72	951-010-5602
8/28/2026	ZOOM.COM 888-799-9666	Phone/Cable	241.89	951-010-5640
9/24/2026	NCS*GED EXAM	Other	126.75	981-010-5427
8/27/2026	H-E-B #243	Merchandise	17.96	981-010-5600
	ADULT EDUCATION		10896.41	
	GRAND TOTAL		44519.39	

Sum of Amount VendorName	TransactionDate	ObjectName	Total
HEB Credit Receivables	**9/1/2026**	DIAPERS	32.91
		FOOD/CHILDREN	352.02
		KITCHEN SUPPLIES	100.2
	9/2/2026	FOOD/CHILDREN	97.67
		KITCHEN SUPPLIES	62.23
	9/3/2026	FOOD/CHILDREN	4.9
	9/8/2026	FOOD/CHILDREN	616.74
		KITCHEN SUPPLIES	133.36
	9/9/2026	FOOD/CHILDREN	135
		KITCHEN SUPPLIES	58.82
	9/11/2026	FOOD/CHILDREN	227.3
	9/14/2026	FOOD/CHILDREN	149.5
		KITCHEN SUPPLIES	31.56
	9/15/2026	FOOD/CHILDREN	272.71
		KITCHEN SUPPLIES	40.6
		PARENT CENTER SUPPLIES	66.64
	9/16/2026	FOOD/CHILDREN	125.89
		KITCHEN SUPPLIES	48.64
	9/17/2026	FOOD/CHILDREN	23.55
		KITCHEN SUPPLIES	44.46
	9/18/2026	FOOD/CHILDREN	26.82
	9/21/2026	FOOD/CHILDREN	394.46
		KITCHEN SUPPLIES	69.73
		PARENT CENTER SUPPLIES	56.93
	9/22/2026	FOOD/CHILDREN	346.8
		KITCHEN SUPPLIES	121.05
		PARENT CENTER SUPPLIES	51.94
	9/24/2026	FOOD/CHILDREN	138.81
		KITCHEN SUPPLIES	33
	9/25/2026	FOOD/CHILDREN	74.43
		KITCHEN SUPPLIES	6.26
	9/28/2026	FOOD/CHILDREN	189.73
		KITCHEN SUPPLIES	3.79
	9/29/2026	FOOD/CHILDREN	255.84
		KITCHEN SUPPLIES	53.99
	9/30/2026	FOOD/CHILDREN	463.12
		KITCHEN SUPPLIES	114.74
HEB Credit Receivables Total			**5026.14**
Lowes Bus.Acct./SYNCB	**9/1/2026**	MAINTENANCE MATERIALS	42.65
	9/3/2026	MAINTENANCE MATERIALS	10.98
	9/4/2026	MAINTENANCE MATERIALS	19.62
	9/11/2026	MAINTENANCE MATERIALS	89.57
	9/17/2026	MAINTENANCE MATERIALS	17.04

Lowes Bus.Acct./SYNCB	**9/29/2026**	KITCHEN SUPPLIES	17.04
	9/30/2026	MAINTENANCE MATERIALS	58.84
Lowes Bus.Acct./SYNCB Total			**255.74**
SAM'S CLUB DIRECT	**9/4/2026**	DIAPERS	1431.54
		JANITORIAL SUPPLIES	1119.9
		MAINTENANCE MATERIALS	55.94
	9/11/2026	DIAPERS	79.96
	9/14/2026	KITCHEN SUPPLIES	13.96
	9/16/2026	DIAPERS	1536.74
		JANITORIAL SUPPLIES	1022.03
	9/24/2026	DIAPERS	79.96
		JANITORIAL SUPPLIES	28.92
		MAINTENANCE MATERIALS	24.98
	9/28/2026	OFFICE SUPPLIES	81.86
SAM'S CLUB DIRECT Total			**5475.79**
TREVIPAY-WALMART	**9/1/2026**	FOOD/CHILDREN	385.1
	9/4/2026	FOOD/CHILDREN	85.27
	9/8/2026	MAINTENANCE MATERIALS	16.98
		PROGRAM SUPPLIES	339.99
	9/9/2026	DIAPERS	39.77
	9/10/2026	DIAPERS	31.97
		FOOD/CHILDREN	200.66
		HYGIENIC/1ST AIDE SUPPLIE	18.94
	9/14/2026	KITCHEN SUPPLIES	63.99
	9/15/2026	FOOD/CHILDREN	505.04
		JANITORIAL SUPPLIES	25.88
	9/17/2026	DIAPERS	27.97
	9/18/2026	MAINTENANCE MATERIALS	9.94
	9/21/2026	PARENT CENTER SUPPLIES	61.5
		PROGRAM SUPPLIES	19.76
	9/22/2026	ACCOUNTS PAYABLE	1088.55
		CASH - IN BANK	1088.55
	9/23/2026	FOOD/CHILDREN	34.92
		KITCHEN SUPPLIES	141.54
	9/24/2026	DIAPERS	39.77
		KITCHEN SUPPLIES	18.98
	9/28/2026	MAINTENANCE MATERIALS	247.15
	9/29/2026	MAINTENANCE MATERIALS	14.39
	9/30/2026	DIAPERS	39.97
TREVIPAY-WALMART Total			**4546.58**
Wex Fleet Universal	**9/30/2026**	FUEL & OIL	502.22
Wex Fleet Universal Total			**502.22**
Grand Total			**15806.47**

Community Action, Inc. of Central Texas
DEVELOPING OPPORTUNITIES

Adult Education Board Report
November 2026

Updates:

- Adult Education Program was reauthorized; August and September are our peak season with activities such as orientations in-service, scheduling, hiring, and staff development. We began classes September 7th.
- Adult Education Program leadership team met with TWC program specialist, grant specialist and professional development specialist to review last program year's performance and discuss new program year's goals.
- TWC is now scheduling monthly budget meetings with grant specialist and quarterly meetings with program specialist.
- Adult Education program leadership team completed and submitted required grant deliverables to include Career Pathways implementation Plan, Distance Learning Plan, Professional Development Plan, Standards of Operations, and Memorandum of Understanding with Workforce Board.
- Adult Education program director was reappointed as board member of the Workforce Solutions, Rural Capital Area and participated in the annual retreat and several local luncheons featuring workforce topics.
- Adult Education program staff participated in Manager Mondays and Teacher Tuesdays and Book Study-that included various topics for professional development.
- Adult Education program continues to provide Integrated Education Training (IETs) in Bookkeeping/Quick Books, Automotive Tech, Phlebotomy, Paraeducator, HVAC, CNA, and Medical Assistant.
- Adult Education program staff attended various outreach/recruitment events throughout our service area.
- Adult Education program director is continuing professional learning by enrolling in Leadership Excellence Academy (LEA) and the Certified Community Action Professional (CCAP).
- Adult Education program participated in Community Action's All Staff Day; 4 staff members were recognized for 25 years of service; 9 staff members for 10 years of service; and 11 staff members for 5 years of service.
- Adult Education program student participated on the client success panel for All Staff Day.

Community Action, Inc. of Central Texas
DEVELOPING OPPORTUNITIES

Adult Education Board Report
November 2026

Quality Indicator	Community Action, Inc. Adult Education Program Progress Report 11-10-2026			
Participant Enrollment		**Current**	**Target**	**% of Target**
	Reg AEL	738	1,594	46%
Participant Enrollment		**Current**	**Target**	**% of Target**
	EL Civics	340	608	56%
Intensive Enrollment		**Current**	**Target**	**% of Target**
	Reg AEL	44	137	32%
IET (Training)		**Current**	**Target**	**% of Target**
	Reg AEL	96	102	94%
IET (Training)		**Current**	**Target**	**% of Target**
	EL Civics	13	41	32%
This report indicates enrollment – performance measures will be shared during our annual report				



Workforce Solutions Rural Capital Area Annual Board Retreat



Williamson County Staff Meeting

Community Action, Inc. of Central Texas
DEVELOPING OPPORTUNITIES

Adult Education Board Report
November 2026



Adult Education Staff – All Staff Day



Rosa Guadarrama - 25 years of Service



October Birthday Celebration – Main Office



Automotive Tech Class – IET San Marcos

Community Action, Inc. of Central Texas
DEVELOPING OPPORTUNITIES

COMMUNITY SERVICES NOVEMBER 2026 REPORT

HIGHLIGHTS

Compiled by: Francesca Ramirez

- **The CEAP department** has expended all of its' 2026 supplemental grant and has $13,000 left in its' regular grant. Once expended, the department will look into utilizing The City of San Marcos City Funds and also donor funds for one time payments to assist clients with their utility bills until 2027 applications open on January 25th.



- **16 outreach events** occured from August-October and took place at various locations in Hays and Caldwell counties including libraries, senior living complexes, one middle school, and two senior fairs.

- **Transition Out of Poverty (TOP) Program**:
  - One family of four transitioned this month for a total of 7 individuals having transitioned for 2026.
  - Currently one family of two is scheduled to transition within the next 30 days and an additional one individual enrolled is scheduled to transition in early 2027.



- **TBRA (Tenant Based Rental Assistance) Program**:
  - 14 active clients receiving rental assistance
  - 3 clients in progress
  - 2 clients are being recertified
  - 13 active landlords

Community Action, Inc. of Central Texas
DEVELOPING OPPORTUNITIES

COMMUNITY SERVICES NOVEMBER 2026 REPORT

HIGHLIGHTS

Compiled by: Francesca Ramirez

- **The San Marcos Senior Citizen Center** has enrolled 111 clients so far for 2026, a 3.7% increase in enrollment from this time lst year.

- 4 clients were new to the Center between September and October.

- **Sponsored Events:** Free Haircuts**,** Voter Registration Day, Halloween Costume Contest, 9/11 Rememberance, Fall Crafts and Bingo from the Spanish Connections Club at Tx State.

- **Future Activities**: Sponsored luncheons for Thanksgiving and Christmas, sponsored Pie Day, Christmas Celebration











HEALTH SERVICES

a community action inc program

SEPTEMBER & OCTOBER 2026



REPRODUCTIVE SERVICES

Compiled by Ely Nieto

OUR SERVICES

The Family Planning Clinic provides reproductive health care for men and women. These services include well women exams, pregnancy testing, testing and treatment of STIs, routine labs.



TITLE X CONTRACT GOALS

- Goal: 1329 unduplicated clients
- Contract Term: 04/01/2026 -03/31/27
- to date we have served 788 UDC
- 59% of goal has been met with 5 months remaining
- 280 client visits provided this reporting period

FAMILY PLANNING ACTIVITIES

- Outraech at Head Start Center, 15 families participated
- Outreach at ACC Hays Campus, 47 students participated



BREAST AND CERVICAL CANCER

Compiled by Lydia Perez



DIRECT SERVICES

- 45 screenings mammograms
- 29 diagnostic procedures
- 10 women diagnosed with breast cancer enrolled in Medicaid for Breast & Cervical Cancer (9 sucessfully enrolled)

CHC of South Central Texas

PROGRAM UPDATES

- Partnership with Community Health Centers of South Central Texas (CHCSCT)
- Allows Breast Cancer Program to continue providing screening mammograms, diagnostic mammograms, ultrasounds and Medicaid for Breast and Cervical Cancer enrollment to low income and uninsured women

ACHIEVEMENTS

- Connected clients to community resources
- Navigated clients through the breast cancer screening and diagnosit process
- Planning a Purse Bingo fundraising event for February 2027



RURAL AIDS SERVICES PROGRAM

Compiled by Stacey Martinez

DIRECT SERVICES

- 112 unduplicated clients active in case management services
- 726 Case management units
- Fully staffed
- Client enrollments:
  - Health Insurance: 10 clients - 20 insurance premium payments processed
  - Transportation: 28 UDC clients provided with 126 trips
  - Housing: 26 households assisted w/52 payments processed for assistance
  - Eligibility: 19 clients screened for eligibility

ACHIEVEMENTS/EVENTS

- Client Viral Suppression Rate: **remains steady at 94%** (Standards of Care Goal is 85%)
- Actively participating in quality management activities to increasing viral suppression rates
- 4 staff attend the 2026 Southern Conference on Housing and Homelessness
- 4 staff atteneded the 2026 US Conference on HIV/AIDS

PENDING OUTCOMES

- Working on case management policy and procedure updates



ACCESSING HEALTHCARE PROJECT

Compiled by Shunlee Alvarado

PROGRAM INFORMATION

- Grant funded by the St. David's Foundation
- Focus: To identify and enroll/re-enroll Medicaid eligible clients



ACTIVITIES

- Shunlee Avlarado promoted to Program Coordinator
- Received Notice of Award for We All Benefit 2.0, a 3 year project
- Attended 2 community outreach events
- Attended 3 community collaboration meetings
- Application Data:
  - 365 clients completed Medicaid applications (CommuniCare & CAI) Navigators combined
  - 1 client referred to other agencies/organizations
  - 7 client enrollment applications pending
  - 20 SNAP applications completed



KEY UPCOMING ACTIVITIES/GOALS

- Collaboration with Food Pantry
- Collaboration with SM Library
- Hire new Benefits Navigator
- Tack approval rates
- Update MOUs with community partners

St David's FOUNDATION

HEAD START REPORT
NOVEMBER 2026

6.7

Throughout September and October, our Health and Education teams focused on meeting the 45-day requirements outlined in the Head Start Program Performance Standards. This included completing developmental, vision, hearing, height and weight, and social-emotional screenings to support the health, development, and well-being of enrolled children.

October was also a month of professional growth and learning. Four members of the Head Start Management Team attended the ChildPlus Scramble in Las Vegas, where they learned about the latest updates, enhancements, and changes to the ChildPlus database. Members of the Education Team traveled to Madison, Wisconsin, to participate in Conscious Discipline training and strengthen strategies for supporting children's social-emotional development and positive classroom environments. In addition, two members of the Management Team attended a Health & Safety Summit in Dallas to gain new information and identify opportunities to further strengthen program health and safety practices.

On November 6, the program hosted its annual Fall Fest at Gregg Kyle Park. The event had a great turnout and provided families and staff with an opportunity to come together, connect, and enjoy an evening of family engagement and fun.

Family Advocate Team



PROGRAM UPDATES

CURRENT VACANCIES

- **ERSEA& TRANSITION COORDINATOR**
- **HEAD START TEACHER ONE**
- **HEAD START TEACHER ASSISTANT**
- **EHS TEACHER**
- **FACILITIES & MAINTENANCE SPECIALIST**
- **FAMILY ADVOCATE ASSISTANT**
- **2 PROGRAM FLOATERS**

Highlights

- Hired additional TSR Coach: Clarissa Williams
- Hired new HS teacher: One- Abigail Colunga
- Hired new substitutes: Edith Jiminez, Edith Hernandez Meza, Dulce Morales, Daisy Benitez

Upcoming Events

- NHSA PFCE conference - Nashville, TN, Dec 14- 17, 2025
- Centers Closed Nov 23-287for Thanksgiving

Final Hygiene Closet was in October - looking for possible funding for next year beginning in March.

SEPTEMBER ENROLLMENT & ATTENDANCE

EARLY HEAD START ENROLLMENT

Site	Current/Funded
A. Washington CDC	48/48
William Crook CDC	15/16
Hemphill EHS	32/32
Lockhart CDC	16/16
Luling EHS	40/40

HEAD START ENROLLMENT

Site	Current/Funded
A. Washington CDC	15/15
Henry Bush CDC	66/68
Bonham Pre K	60/60
Hemphill HS	84/85
Lockhart CDC	34/34
Luling CDC	31/34

EHS AVERAGE DAILY ATTENDANCE

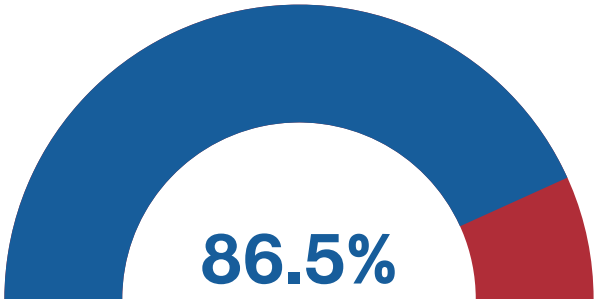

HS AVERAGE DAILY ATTENDANCE

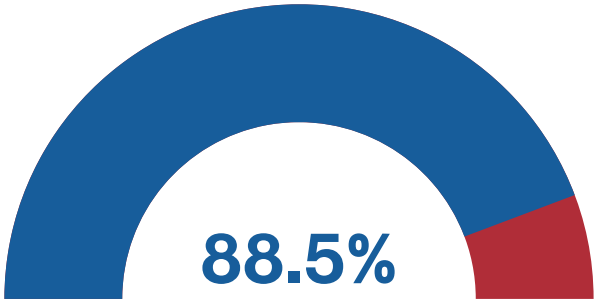

OCTOBER ENROLLMENT & ATTENDANCE

EARLY HEAD START ENROLLMENT

Site	Current/Funded
A. Washington CDC	48/48
William Crook CDC	14/16
Hemphill EHS	32/32
Lockhart CDC	16/16
Luling EHS	39/40

HEAD START ENROLLMENT

Site	Current/Funded
A. Washington CDC	15/15
Henry Bush CDC	68/68
Bonham Pre K	60/60
Hemphill HS	83/85
Lockhart CDC	33/34
Luling CDC	32/34

EHS AVERAGE DAILY ATTENDANCE

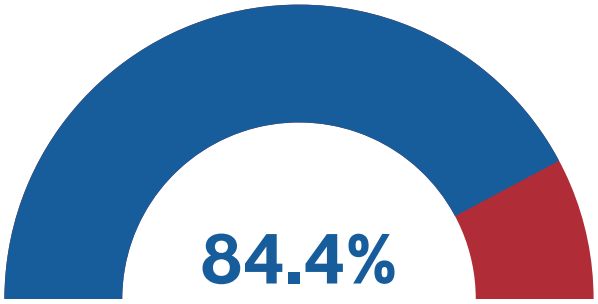

HS AVERAGE DAILY ATTENDANCE

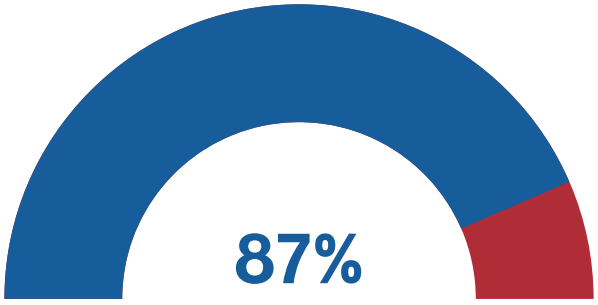

Fall Fest 2026








Head Start
Fall Festival
2026







LULING INFANT 2 PAINTING



CONSCIOUS DISCIPLINE CONFERENCE



Bonham Pumpkin Activities

6.7









Bonahm Halloween

6.7









All Staff Day













TSR Meet the Coach

✓ Support
✓ Encourage
✓ Collaborate
✓ Grow

Clarissa Williams

TEXAS SCHOOL READINESS COACH





My Why

Where I'm From

From Seguin, Texas

Texas A&M University-Corpus Christi (2016)
Bachelor's in Sociology
Minor in Social Work

My Why

I've seen firsthand how important the early years are and how much the right support, strategies, and relationships can make a difference in a child's life. My experience in the classroom and with families has shown me just how powerful teachers are – and I want to be here to support, encourage, and cheer you on!

A Little About Me

Engaged
Mom of 3 amazing kiddos

- 9 year old daughter
- 6 year old son
- 5 year old stepson
- 1 year old daughter

Life is busy and my kids are wild, but I wouldn't have it any other way! Being a mom has given me an even greater appreciation for the educators who care for and nurture our little ones every day.

My Journey

Started in Childcare

Ibegan my journey in early childhood education at a daycare in Seguin. I worked there for 2 years – starting as an assistant teacher in the 2-year-old room, then moved up to lead teacher, and later became the lead teacher in the toddler room (12-18 months).

Early Head Start

I then worked at Early Head Start for 2 years as a toddler teacher. While working with Head Start I enjoyed helping other teachers with classroom activities, behavior strategies, and finding ways to engage the children.

Early Intervention Specialist (EIS)

After that, I became an EIS for Early Childhood Intervention (ECI), where I worked alongside children and families and my passion for coaching truly grew.

How I Can Support You

- Share practical strategies
- Brainstorm ideas and solutions
- Provide resources and tools
- Celebrate progress (big and small!)
- Build a positive, collaborative relationship with you and your team

I'm so excited to meet you, learn about your classrooms, and support you on this journey!

Let's do great things together!



Home Visiting Board Report

9/2026- 10/2026

Prepared by:
Mary Bryant

Program Events & Updates

September

StartSmart Hays & Caldwell (SSHC) hosted Book, Blocks, and Balls at the Luling and San Marcos Libraries and partnered with Kids in Cars for a booster seat event at the Kyle Library.
Caldwell County hosted a Family Fun Day, inviting families to explore the new office and connect with local resources.
Hays County partnered with the Hays County Health Department to share information on healthy habits and proper handwashing.













October

SSHC and the both **Home Visiting Teams** participated in Trunk or Treat events in Hays and Caldwell Counties. These events provided families with fun, engaging activities while connecting them to valuable community resources and services. In addition, **SSHC** also hosted a Professional Development opportunity for early childhood providers.

Home Visiting Data

Personal Visits

Sept 195

Oct 181

Family Enrollment

STATE FUNDED SLOTS MAX. 171 TOTAL FILLED SLOTS- 142

UNFILLED SLOTS - 29

PRIVATE FUNDED MAX. 42 TOTAL FILLED SLOTS- 11

UNFILLED SLOTS - 31

Screenings	September	October
Health Review	25	16
Developmental	26	16
Social Emotional	22	16

15

Potential delays / concerns identified

Group Connection Family Attendance

	September	October
Hays	2	5
Caldwell	10	10

parents as teachers 2025-2026 Affiliate Performance Report

Parents as Teachers is an evidence-based parent education and family engagement model serving families throughout pregnancy until their child enters kindergarten. Below is a summary of services that were provided by Affiliate: |15228|

Population Reach

Families Served

238

Children Served

299

Families with Stressors (%)

1 + 85%

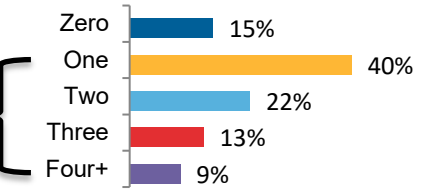

Race

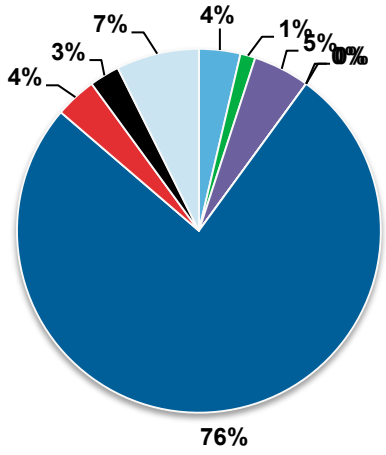

- American Indian/Alaskan Native
- Asian
- Black or African American
- Native Hawaiian
- Other Pacific Islander
- White
- Multi-racial
- Other
- Not Answered

Ethnicity

78%	Hispanic or Latino
19%	Non-Hispanic/ Non-Latino
3%	Not Answered

Child Age at Enrollment*

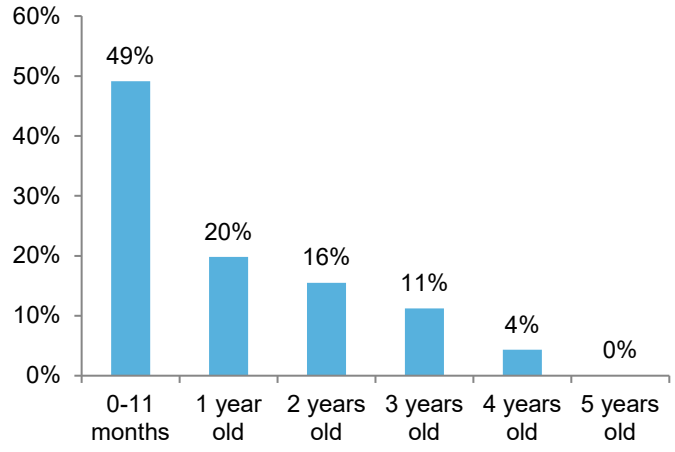

Child Age at End of Program Year

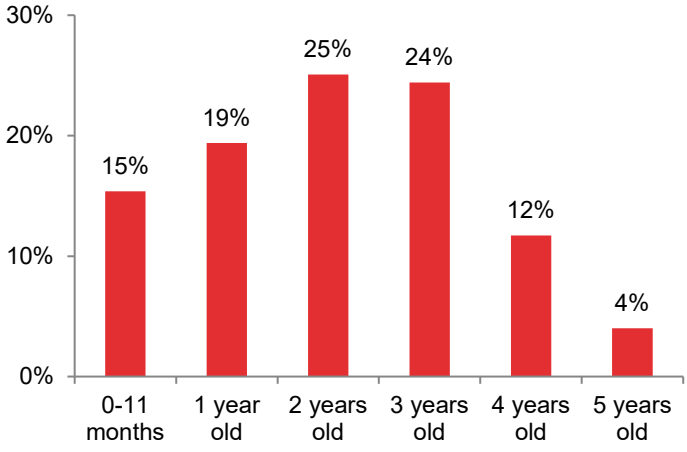

- *7.1% Enrolled Prenatally*

**Child age at enrollment only includes children who newly enrolled during this program year*

Program Services and Impact

Personal Visits

2,617

Group Connections

Average # of group connections per affiliate **= 26**

110 enrolled families attended

Immunizations

71%

of 19–35 month olds reported up-to-date

Family-Centered Assessment

Initial	99%
Annual	100%

Developmental Screening

Initial	80%
Annual	92%

Health Review

Initial	97%
Annual	86%

Goals Documented

99%

Resource Connections

100%

86 referred this program year for further assessment based on screening/review

2 received follow-up services this program year

113 Potential delays/ concerns identified

Developmental	84
Social-emotional	23
Hearing	2
Vision	0
Physical Health	4

Parent Educators

Total	8
Full-Time	8
Part-time	0

Parent Educator Level of Education

High School/GED	0%
Some College	0%
Associates	0%
Bachelors	75%
Masters or Beyond	25%

Length of Time Enrolled in Program

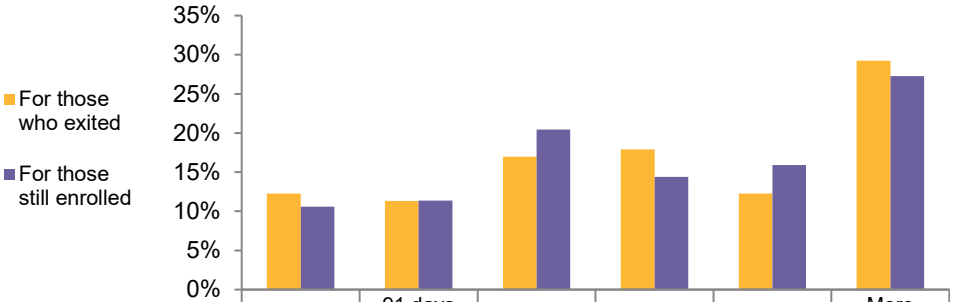

	90 days or less	91 days to 6 months	7 to 12 months	13-18 months	19 to 24 months	More than 2 years
For those who exited	12%	11%	17%	18%	12%	29%
For those still enrolled	11%	11%	20%	14%	16%	27%

Waitlist and Family Retention

74% Family Retention Rate

78% Family Retention Rate (excluding families who moved out of service area)

3 Families on waitlist

NOTE: Retention rates are based on one year of data.

Accuracy of the data presented in this report is contingent upon the accuracy of APR data submitted by affiliates.

2025-2026 APR Infographic
SUMMARY

VISION: All children will develop, learn, and grow to realize their full potential.

Parents as Teachers is an evidence-based parent education and family engagement model serving families throughout pregnancy until their child enters kindergarten. Families receive personal visits from certified parent educators; group meetings; health and developmental screenings; and linkages with community resources. The model has seven goals: increase parent knowledge of early childhood development and improve parenting practices; provide early detection of developmental delays and connection to services; improve parent, child, and family health and well-being; prevent child abuse and neglect; increase children's school readiness and success; improve family economic well-being; and strengthen community capacity and connectedness. The model is flexible to meet the needs and interests of diverse families, cultures and circumstances.

The information in this summary is based on data from **1** Affiliate Performance Report submitted by Affiliate: **|15228|**

The reporting period is from July 1 to June 30

CHARACTERISTICS OF CHILDREN AND FAMILIES SERVED

◊ **Children Served:** **299**
◊ **Families Served:** **238**

◊ **Child Ethnicity**

Hispanic or Latino	78%
Non-Hispanic/Latino	19%
Not Answered	3%

◊ **Child Race**

American Indian/Alaskan Native	4%
Asian	1%
Black or African American	5%
Native Hawaiian	0%
Other Pacific Islander	0%
White	76%
Multi-racial	4%
Other	3%
Not Answered	7%

◊ Families enrolled prenatally: 7%

◊ **Family Stressors:**

Young parents	15	6%
High school diploma or equivalent not attained	32	13%
Low income	156	66%
Child with disability/chronic health condition	34	14%
Recent immigrant or refugee family	15	6%
Very low birth weight and preterm birth	7	3%
Parent with mental health issues	48	20%
Parent with disability/chronic health condition	11	5%

◊ **Percentage of families who had:**

Zero family stressors	15%	
One family stressor	40%	
Two family stressors	22%	**1 or more stressors**
Three family stressors	13%	
Four or more family stressors	9%	85%

◊ Families who regularly speak Spanish in the home: 118

◊ **Child Age at Enrollment (excludes prenatal)***

0-11 months	49%
1 year old	20%
2 years old	16%
3 years old	11%
4 years old	4%
5 years old	0%

**Only includes children who newly enrolled during this program year*

◊ **Child Age at End of Program Year (excludes prenatal)**

0-11 months	15%
1 year old	19%
2 years old	25%
3 years old	24%
4 years old	12%
5 years old	4%

PROGRAM SERVICES AND IMPACT

◊ **Personal Visits**

Total number of completed personal visits:	2,617
On-Ground Personal Visits	2,388
Virtual Personal Visits	229
Virtual/On-Ground Unknown	0

◊ **Child Screenings and Referrals**

Initial health reviews:	108	97%
Initial developmental screenings:	79	80%
Annual health reviews:	140	86%
Annual developmental screenings:	142	92%
Referred for further assessment based on developmental screening or health review:	86	
Received follow-up services during this program year:	2	

◊ **Number of potential delays/concerns identified:**

Developmental	84
Social-emotional/mental health	23
Hearing	2
Vision	0
Physical health	4

◊ **Group Connections**

Number of Group Connections held:	26
On-Ground Group Connections	26
Virtual Group Connections	0
Virtual/On-Ground Unknown	0
Families attending at least one Group Connection:	110

PROGRAM CHARACTERISTICS

◊ **Number of Parent Educator(s) at end of program year**

Full-time	8
Part-time	0
Total	8

◊ 50% speak fluent Spanish

◊ **Education level of Parent Educators**

Masters or Beyond	25%
Bachelors	75%
Associates	0%
Some College	0%
High School/GED	0%

◊ **Type of Organization that Houses Affiliates**

School System		Early Childhood Ed Center	
Social Service Nonprofit		Housing Authority	
Mental/Behavioral Health Organization		College or University	
Family/Parenting/Youth Resource Center		Faith-Based Organization	
Health Department		Tribal Governement Agency	
Hospital, Clinic, or Medical Facility		Military Base	
Dept. of Social Services/Child Welfare		Shelter	
Community Action Agency	✓	Other	

◊ **Additional early childhood programs**

	Child First		SafeCare
	✓ Early Head Start		Family Literacy
✓	Head Start		Early Intervention
	Healthy Families America		Center-based
	HIPPY		Other
	Nurse Family Partnership		

Accuracy of the data presented in this report is contingent upon the accuracy of APR data submitted by affiliates.

©2025 Parents as Teachers

2025-2026 APR Infographic
ADDITIONAL INFORMATION

VISION: All children will develop, learn, and grow to realize their full potential.

This information is based on data from 1 Affiliate Performance Reports Submitted by Affiliate: |15228|

The reporting period is from July 1 to June 30

ADDITIONAL FAMILY STRESSORS

◆ Substance use disorder	8	3%
◆ Foster care or other temporary caregiver	3	1%
◆ Housing instability	8	3%
◆ Parent incarcerated	9	4%
◆ Death in the immediate family	6	3%
◆ Intimate partner violence	20	8%
◆ Child abuse or neglect	22	9%
◆ Recent military deployment	3	1%
◆ Children who are uninsured	16	5%

FAMILY CENTERED ASSESSMENT AND GOAL-SETTING

◊ **Family-centered Assessment (FCA)**

◆ Initial family-centered assessments:	75	99%
◆ Annual family-centered assessments:	140	100%

◊ **Goal-Setting**

◆ Families with at least 1 documented goal:		235
◆ Families that met at least 1 goal:	64	27%

◊ **Resource Network**

◆ Families linked to at least one community resource during the program year:	237

PERSONAL VISITS

◊ **Visit Frequency**

◆ Percent of families with 2 or more family stressors receiving at least 75% of twice monthly requirement:	85%
◆ Percent of families with 1 or fewer family stressors receiving at least 75% of once monthly requirement:	95%

ADVISORY COMMITTEE AND STAFF MEETINGS

◆ Number of Advisory Committee meetings:	2
◆ Number of staff meetings:	13
◆ Average length of staff meeting (in hours):	4.65

LENGTH OF TIME ENROLLED

	For those who exited	*For those still enrolled*
◆ 90 days or less	12%	11%
◆ 91 days to 6 months	11%	11%
◆ 7 to 12 months	17%	20%
◆ 13-18 months	18%	14%
◆ 19 to 24 months	12%	16%
◆ More than 2 years	29%	27%

COMMUNITIES SERVED

◆ Rural (Population less than 2,500)	✓
◆ Tribal Rural	
◆ Small Town (Population of at least 2,500)	✓
◆ Suburban (Identifiable community part of urban area)	✓
◆ Urban (Densely settled containing at least 50,000)	✓
◆ Tribal Urban	
◆ Major City (Population of at least 500,000)	

(NOTE: duplicate counts**)**

EXITING FAMILIES

◆ Total number of families who exited this program year	106	
◊ **Reasons for Exit**		
◆ The enrolled child(ren) aged out (or graduated)	29	27%
◆ The child and/or family transitioned to another early childhood or family support program (without aging out or graduating)	16	15%
◆ The child and/or family moved out of the service area	11	10%
◆ The family regularly missed scheduled personal visits	5	5%
◆ The family could not be located	12	11%
◆ The family no longer wants to receive services	25	24%
◆ The family left the program for other reasons	3	3%
◆ The family left the program for unknown reasons	5	5%

WAITLIST AND ATTRITION

◆ Number of families waiting for services:	3
◆ Family attrition rate: (including families who moved out of service area)*	26%
◆ Family attrition rate: (excluding families who moved out of service area)*	22%

* Because moving out of the service area is not a reason for exit that can be controlled by a Parent as Teachers service provider, the annual attrition rate has been calcuated both ways (with families who exited due to moving included and excluded from the calculation). Also note that the attrition rates reported here are based on only one program year.

©2025 Parents as Teachers

Program Year
2025-2026

Parent Survey Feedback







PARENTS AS TEACHERS

parents as teachers®

Parent Satisfaction Survey 2025-2026

Prefilled geographic information

			Response total
County			69
State			69
Country			69

Statistics based on 69 respondents;

Please select English or Spanish.
Por favor, escoga su idioma preferido.

		Response percent	Response total
English (inglés)		69.7%	46
Spanish (español)		30.3%	20

Statistics based on 66 respondents;

What city do you live in?

		Response total
		37

Statistics based on 37 respondents;

Are you the child's....

		Response percent	Response total
mother		97.06%	66
father		1.47%	1
Other (please explain):		1.47%	1

Statistics based on 68 respondents;

How likely are you to recommend Parents as Teachers program to a family or friend?

	0 Not likely at all	1	2	3	4	5	6	7	8	9	10 Extremely likely		Response total
	0% (0)	0% (0)	0% (0)	0% (0)	0% (0)	0% (0)	0% (0)	2.94% (2)	1.47% (1)	7.35% (5)	88.24% (60)		68

Statistics based on 68 respondents;

Select the response that best describes your experience. Please note that ratings go from left to right.

	Strongly Disagree	Disagree	Neither Agree nor Disagree	Agree	Strongly Agree		Response total
1. This program has helped me increase my understanding of my child's development.	0% (0)	0% (0)	1.47% (1)	19.12% (13)	79.41% (54)		**68**
2. This program helps me connect with other families.	0% (0)	0% (0)	29.41% (20)	20.59% (14)	50% (34)		**68**
3. Because of this program I feel that I am better able to handle stress.	0% (0)	0% (0)	5.8% (4)	36.23% (25)	57.97% (40)	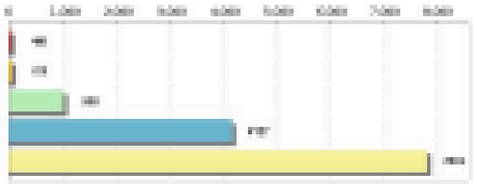	**69**
4. My parent educator encourages me to read books to my child.	0% (0)	0% (0)	0% (0)	10.29% (7)	89.71% (61)		**68**
5. My parent educator helps me work towards goals that I have set for my family.	0% (0)	0% (0)	0% (0)	14.49% (10)	85.51% (59)		**69**

6. I trust that my parent educator has my family's best interest in mind.	0% (0)	0% (0)	0% (0)	8.96% (6)	91.05% (61)		**67**
7. My parent educator helps me find useful resources.	0% (0)	0% (0)	0% (0)	11.77% (8)	88.24% (60)		**68**
8. This program motivates me to try new parenting strategies.	0% (0)	0% (0)	1.45% (1)	8.7% (6)	89.86% (62)		**69**
9. My parent educator shares my child's screening results in a way that makes sense to me.	0% (0)	0% (0)	2.94% (2)	7.35% (5)	89.71% (61)		**68**
10. I am satisfied with this program.	0% (0)	0% (0)	0% (0)	5.88% (4)	94.12% (64)		**68**

Statistics based on 68 respondents

How many visits have you had since enrolling in the program?

	Response percent	Response total
1-5	8.7%	6
6-10	4.35%	3
11-15	21.74%	15
16-20	14.49%	10
21 or more	50.73%	35

Statistics based on 69 respondents;

How long have you been in this program?

	Response percent	Response total
0-2 months	7.46%	5
3-6 months	2.99%	2
7-9 months	2.99%	2
10-12 months	17.91%	12
13-18 months	23.88%	16
19-24 months	13.43%	9
2-3 years	14.93%	10
Over 3 years	16.42%	11

What about this program has been most helpful to you and your family?





Lydia has been so helpful with both of my boys! It has helped me be more productive and efficient with my boys!





The monthly visits are uplifting and encouraging! It always helps to have an outside perspective on my children's development and our educator is always reassuring and makes wonderful suggestions! Plus we really like her :) my oldest really looks forward to her visits and my youngest probably does too, he just can't verbally express it yet!



Las ideas para hacer mas actividades en casa durante la semana. Los libros. Los recursos durante la navidad.

The bond I have created with my parent Educator has been incredible. I really do feel like I have an extra person in my corner.

What would you change to make this program better?







More government funding



Me gustarían mas actividades afuera de la casa.

More meet ups

I feel like possible incentives, family prizes, for more motivation.



Horario de grupo de coneccion

I don’t think I can change anything because this program honestly helps with everything I always get the guidance with the resources I need and a lot of help from our educator.





Please share additional comments about your experience with this program.



Ms. Algie is awesome!!!

Familiarmente estamos muy contentos con el programa y con Ms. Laura, ella es una excelente ser humano que está siempre positiva y dispuesta a ayudar con lo que sea necesario, mi hijo está feliz y espera su clase contento, le encantan las actividades y veo mucho avance en sus habilidades motrices y sociales.





I love Lisa; she’s like a family friend to us

I have felt so supported and encouraged with my jump into "insta-parenting" through fostering, and Lisa Stika has just been an incredible mentor - patient, encouraging, and understanding!

Meeting Miss Patty has been one of the best opportunities for my family. My son runs to her screaming her name every time she comes over. My daughter loves to talk to her about girl things and I love her presence and energy. She is a breath of fresh air every time she walks into our home.



We love Mrs. Lydia. She has a passion for the work she does. She makes our time together not rushed and always on time. She always wants to know about our family as a whole and let's me know that I am doing a good job with my kids.





El programa ha sido de mucho beneficio para mi como padre. Ms Lidia ha siso un gran apoyo durante cada clase, me he sentido escuchada y comprendida por ella, y me ha ayudado a realizar q el estres no es saludable. Me anima mucho ver q me hija se interesa por las actividades

I have appreciated the genuine care for my child’s wellness.

Estoy muy agradecida y Feliz con este programa, Creo fielmente que Dios siempre te pone ayuda cundo la nesecitas y para mi esto,junto con la educadora que me toco siento que me las mando Dios .GRACIAS POR TODO!!





Parents as teachers es un excelente programa que ayuda con actividades, recursos para la educación de los niños y sobre todo los educadores son personas comprometidas con su trabajo, tienen paciencia con los niños y son muy amables con la familia.

C.'s Success Story – A Journey through Social Emotional Development





C is the youngest child in a 2-parent home and 2 older siblings. C.'s Parent Educator (PE) had the privilege of working alongside C. and her family for two years, developing a strong relationship with them during an important time in C.'s early childhood. From the beginning, C. demonstrated many strengths. She showed strong cognitive and language skills and especially enjoyed creative, hands-on activities. As C. grew, however, her PE began to notice an area where she needed additional support. When an activity became difficult or could not complete something successfully on her first attempt, she often became overwhelmingly frustrated and wanted to give up, often causing her to walk away from the activity or become very upset.

Knowing that C. would soon be entering a classroom environment with new routines, expectations, and challenges, the PE recognized an opportunity to help strengthen her **social-emotional development** and confidence**.** The PE shared these observations with C.'s mother, but the conversation was initially difficult. Mom felt protective of C. and worried that her daughter was being viewed negatively. The turning point was when the PE simply told her, "I'm on your side."

Those words changed the conversation. Mom began to understand that the concern was not about labeling or criticizing C. It was about helping her develop the skills she would need to feel capable and confident when learning became challenging. C. and her mother were introduced to a powerful little word: **"yet."** Instead of thinking, *"I can't do this,"* C. could begin learning to say, *"I can't do this yet."* Mom embraced the idea and began reinforcing it at home. When C. became frustrated, Mom encouraged her to keep trying rather than immediately giving up. Little by little, C. began learning that mistakes were not failures. They were part of learning something new.

When C. started school in August, the PE checked in with Mom to see how she was adjusting. Mom proudly shared pictures and reported that C. was doing great and was excited about everything she was learning at school. C.'s story illustrates the impact that can happen when families and Parent Educators build trusting relationships around a child's individual needs. What began as a difficult conversation became an opportunity for growth. With encouragement, consistency, and the partnership of her mother and PE, C. entered school with more than strong academic skills. She entered with a growing belief in herself and the understanding that not being able to do something today does not mean she cannot learn to do it tomorrow.

Youth Services Highlights

1. The Youth Task Force
   a. Conducting interviews for the 2026-27 Cohort.
   b. Participated in Blues to the Boos
   c. Hosted How to Apply to College with TRiO
   d. Hosted Financial Literacy with UFCU
   e. Planning the YAC Summit for February 26-28, 2026
   f. Continued partnership with HCWC to provide teen programming
2. Youth Services
   a. HCWC continues Teen Programming on bystander intervention, healthy relationships, self-compassion, and consent.
   b. welcome a digital strategy and community engagement intern and a youth services intern
   c. Library Halloween Teen Party and a Murder Mystery event
3. SMTX MHC
   a. The Annual Suicide Awareness Walk on September 26.
   b. Supported Healthy Hays Coalition hosted Boos to the Blues.
   c. ASIST Training scheduled for December limited spots available
   d. Launched the Level Up Program in October 2026
4. YS Director
   a. Facilitated TYAN PYD Workshop at their annual conference
   b. Guest Speaker for CIS on careers, personal journey and experiences for high school students at SMHS
   c. Community Partner Changemaker Award from HCWC on Nov. 5.













Scan QR code or use link.
https://linktr.ee/corefourpartnership

City of San Marcos • Hays County • San Marcos CISD • Texas State University •
The Core Four PARTNERSHIP

Youth Services Outcomes

Outcome	Measure	Update
Community partners will work together to increase awareness of youth mental health issues and provide mental health prevention measures to improve overall mental wellness in our service area.	Provide 5 Virtual Mental Health Trainings, 2 in person trainings and train a minimum of 100 people in Hays County.	Offered over 5 Virtual trainings and 2 in person trainings. Delivered Mental Health training to 994 members in Hays County.
Youth Services program will focus on establishing a Young Adult Task Force.	Will host 2 recruitment events in 2026 and induct 3 members.	hosted one event in may 2026 in partnership with Texas State. Currently looking to work with alumni who are local
Youth Services Program will strengthen Youth Taskforce pipeline by increasing participation from 8th graders and retaining through 9th grade.	Recruit and enroll 2-4 8th Graders annually in the Youth Task Force. Recruitment and enroll 2-3 students per grade level from 9th-12th.	Enrolled 3 8th graders in 2024 and retained in Fall 2025 as they started 9th grade. Did not have any new 8th grade enrollment in fall 2026.
Increase engagement in SMTX Mental Health Coalition programs through structured participation opportunities and incentive-based recognition.	Develop and implement a badge-based participation program and establish a framework for recurring mental health and wellness programs to encourage sustained engagement and skill development.	1) Devloping a Badge Program where youth will earn badges for participating in sponsored MHC events 2)Formalize MHC events to create
Youth Services Program will identify effective mentoring strategies and opportunities to strengthen youth mentoring services through research and assessment of local and national mentoring programs.	Conduct a local and national mentoring landscape assessment and develop recommendations for future Core Four mentoring initiatives, partnerships, and resource investments.	Tasked by the Core Four Partnership to research local mentoring programs and review nationally recognized mentoring models to determine which mentoring approach would be most effective and sustainable for future Core Four support and investment.
Youth Services program will work with community partners to establish a Hays County Youth Coalition that will provide youth resources and support including a community youth development training.	Community partners who participate in the coalition will set goals that impact youth needs.	This is intiative is being relworked to align with overala partnerhip initiatives and resources.
The Youth Coalition will create and evaluate youth community needs assessment and provide programming to address youth needs.	Youth services program will work with Coalition in training them in creating needs assessment and assisting them in developing programs to address youth needs.	Completed Youth Needs Assessment in Year 1, 2, 3. This data is used to inform the Core Four Partnership intiatives and resources.

NOVEMBER 2026

COMMUNITY DEVELOPMENT

Investing In Impact Project: Regranting St. David's Foundation Funds

Administrative Update

Work this period focused on community engagement, board-led fundraising, and submission of invitation-only funding proposals. Community Action also adjusted its AmeriCorps VISTA timeline following changes at the federal level.

Progress Made

Community Presentation: Lions Club
Delivered a presentation about Community Action's mission, programs, and impact to the Lions Club. This is part of an ongoing effort to share the agency's story with civic groups and community organizations and to open the door to volunteer, partnership, and fund development opportunities.

Email Newsletter Launch
Community Action launched its email newsletter in October to strengthen public awareness and donor engagement. Board members who have access to relevant email lists are encouraged to share them with Megan Campbell at mcampbell@communityaction.com to help grow the distribution list.

Professional Development

Attended the Legacy Luncheon hosted by the Central Texas Community Foundation, an opportunity to connect with local philanthropic leaders and learn more about the region's giving landscape.

Began a professional development and technical assistance workshop series on implementing an AmeriCorps VISTA project, in preparation for onboarding Community Action's VISTA members.

Fund Development

Drop in the Bucket Campaign
Assisted with the launch of the Drop in the Bucket campaign, led by Board President Diane Insley and former Executive Director Carole Belver. As of November 10, the campaign has raised $27,703.29.

Neon One
Neon One continues to prove valuable as Community Action's CRM and fundraising platform. It is supporting the Drop in the Bucket campaign, was used to set up registration for the Purses for a Purpose (Purse Bingo) event, and powers the new email newsletter.

Grant Submissions
As a follow-up to the September report, the Austin Community Foundation Women's Fund application, which was intended to support the clinic, was not awarded. Community Action submitted two invitation-only proposals to St. David's Foundation at the end of October. Healthcare Safety Net: Services Funding would support the clinic budget, and Investing in Impact 2.0 would support continuation of the intermediary regranting project.

AmeriCorps VISTA

AmeriCorps VISTA notified Community Action that funding reductions required a redistribution of placement timelines. Members are now anticipated to start in February 2027, and recruitment has been deferred to align with the new timeline. The project will still be awarded for one full year, ending in February 2028.

October 21, 2026

Previous Assistance

In March 2025, we requested funding to purchase **55 official GED test vouchers** for adult education students ages 16–20. The funding also allowed us to purchase a **laptop charging cart and six laptops** to support students attending our evening English as a Second Language (ESL) classes at Mendez Elementary School.

Funds Request

Our Adult Education program, funded by the Texas Workforce Commission (TWC), provides **free English as a Second Language (ESL), High School Equivalency (HSE), and job training classes**.

TWC funding covers official GED test vouchers for students ages 21 and older. However, our students ages 16–20 are not eligible for this assistance, creating a significant financial barrier for younger students working toward their High School Equivalency credential.

Each of the four official GED tests costs **$36.25**, for a total of **$145 per student** to complete all four subject tests. For many of the young adults we serve, these testing fees can prevent them from completing the final step toward earning their credential. Because our grant funds cannot be used to cover GED testing fees for these students, we must rely on donations and other funding sources to provide this assistance.

During the **2025–2026 school year, we served 324 students under the age of 21 and issued 148 GED test vouchers, totaling $5,365 in testing costs.** This demonstrates a continuing need for financial assistance for younger students who are ready to take their official GED tests.

We respectfully request **$4,000 to purchase official GED test vouchers for High School Equivalency students ages 16–20**. At the current cost of $36.25 per test, this funding will provide approximately **110 test vouchers**, directly reducing a financial barrier for students as they work toward completing their High School Equivalency credential.

Investing in Impact 2027-2029: Three-Year Project Budget

Budget line	2027	2028	2029	Total
OPERATIONS				
Community Development Director (salary)	$41,500	$41,500	$41,500	$124,500
Fringe benefits	$8,580	$8,580	$8,580	$25,740
Community council stipends	$13,500	$13,500	$13,500	$40,500
Workshops and technical assistance	$15,000	$15,000	$15,000	$45,000
Grants management software	$8,000	$8,000	$8,000	$24,000
Travel, misc	$10,000	$10,000	$10,000	$30,000
Total operations	**$96,580**	**$96,580**	**$96,580**	**$289,740**
REGRANTING				
2027 one-year awards	$240,000	-	-	$240,000
2028 two-year awards, first year	-	$320,000	-	$320,000
2028 two-year awards, second year	-	-	$480,000	$480,000
2028 one-year awards	-	$120,000	-	$120,000
2029 new one-year awards	-	-	$120,000	$120,000
Total regranting	**$240,000**	**$440,000**	**$600,000**	**$1,280,000**
Indirect	$33,658.00	$53,658.00	$69,658.00	$156,974.00
Total Request	**$370,238**	**$590,238**	**$766,238**	**$1,726,714**

SDF Funding Request

Healthcare Safety Net: Service

Cost	Item
$170,296	Total Salaries
$27,636	Fringe estimate
$30,000	Instruments/Equipment - Microscope, Colposcope & Sterilizer
$8,000	LARCs
$2,500	Appointment reminder software (need quote)
$2,945	Staff Training
$24,138	Indirect Cost
$265,514	**Total Request**

Community Action, Inc.
of Central Texas
DEVELOPING OPPORTUNITIES
215 S. Reimer Avenue, Suite 130 – P.O. Box 748 San Marcos, TX 78667-0748
(512) 392-1161 – FAX (512) 396-4255
www.communityaction.com

PUBLIC NOTICE

Community Action, Inc. of Central Texas will host a virtual public hearing on

Thursday, November 19, 2026 at 6:00 p.m.

Location: Join Zoom Meeting
https://us06web.zoom.us/j/88683770338

Meeting ID: 886 8377 0338

The purpose of the Public Hearing portion of the meeting will be to:

Elect a Neighborhood Representative to sit on the Community Action Board of Directors

- to be eligible to sit on the board, the person must live in Hays, Caldwell, or Blanco County
- have an interest in promoting the mission of Community Action;
- live in a neighborhood that is representative of a low-income community.

Title X Annual Board Member Training

every body
TEXAS

Sources:

- Every Body Texas Litmos Training Module - Title X 101
- Every Body Texas website

Title X

The Nation's only federally funded program dedicated to providing affordable sexual & reproductive healthcare

Every Body Texas

- Statewide Grantee
- low or no cost services
- promotes positive birth outcomes & healthy families

Services



- Birth control
- Cancer Screenings
- STI Testing & Treatment
- Infertility Services
- Preventative Care

Patient Centered



- Listen to client needs
- Conduct assessments
- Provide referrals
- Reproductive life goals

Every Body Texas Post Test



Clients

Clients must be of reproductive age, but there is no specific age range.



Documenting Eligibility

If a client cannot provide proof of income or ID, they may self-declare.



Client Centered Care

Reproductive life plans outline a client's personal health goals and can be conducted in office or at health fairs

Board Roster

Member Name	Position	Tripartite Sector for CSBG Board	Date Seated	Term	County of Residence
Diane Insley	**Chair/President (Early Childhood Expertise)**	Private	5/28/2017	5 years x 2	Hays
Deborah Villalpando	Board Member	Private	9/15/2022	5 years	Caldwell
Vacant		Private		5 years	
Alex Mylius	Board Member	Private	3/26/2026	5 years	Caldwell
Clarena Larrotta	Board Member	Private	9/15/2022	5 years	Hays
Jeremy Sutton	Vice President (Financial Expertise)	Low-Income	3/23/2023	5 years	Hays
Steven Hernandez	Board Member	Low-Income	11/1/2022	5 years	Hays
Myra Vassian	Executive Committee	Low-Income	9/15/2022	5 years	Hays
Dominique Holmes	Board Member	Low-Income	11/13/2025	5 years	Caldwell
Karen Lovin	Executive Committee	Low-Income	3/20/2025	5 years	Hays
Juan Mendoza	Board Member	Public	3/26/2026	5 years	Caldwell
Rusty Horne	Executive Committee	Public	3/27/2025	5 years	Caldwell
Alyssa Garza	Board Member	Public	11/1/2021	5 years	Hays
Wayne Thompson	Board Secretary	Public	9/15/2022	5 years	Hays
Judge Brett Bray	Board Member	Public	3/21/2024	5 years	Blanco

Updated: 11/9/2026