



OREGON
DEPARTMENT OF
EDUCATION

Oregon achieves... together!


OREGON AT-A-GLANCE DISTRICT PROFILE

Knappa SD 4

SUPERINTENDENT: William Fritz | 41535 Old Hwy 30, Astoria 97103 | 503-458-5993


2021-22

Students We Serve




DEMOGRAPHICS


American Indian/Alaska Native




Asian




Black/African American




Hispanic/Latino



Multiracial



Native Hawaiian/Pacific Islander



White



*

Ever English
Learners



6
Languages
Spoken

21%

Students
with
Disabilities

14%

Mobile
Students

25%

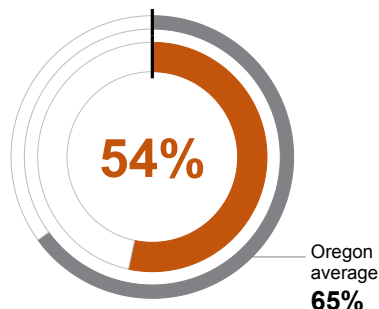
Free/
Reduced
Price Lunch

*<10 students or data unavailable

Start Strong

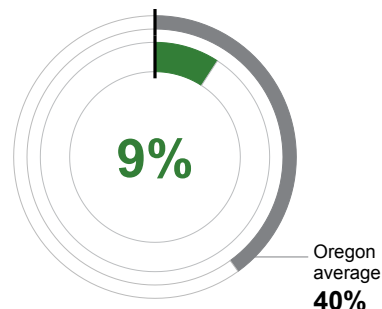
Grades K-2 REGULAR ATTENDERS

Students who attended more than 90% of their enrolled school days.



Grade 3 ENGLISH LANGUAGE ARTS

Students meeting state grade-level expectations.



Academic Progress

Grades 3-8 INDIVIDUAL STUDENT PROGRESS

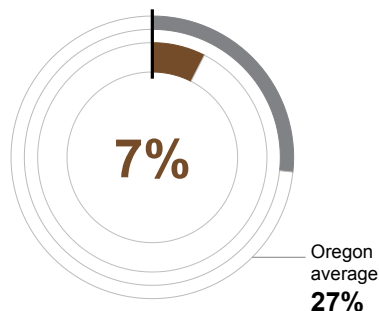
Year-to-year progress in English language arts and mathematics.

Data not available in 2021-22

High School Success

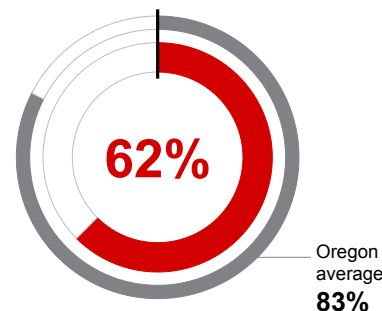
Grade 8 MATHEMATICS

Students meeting state grade-level expectations.



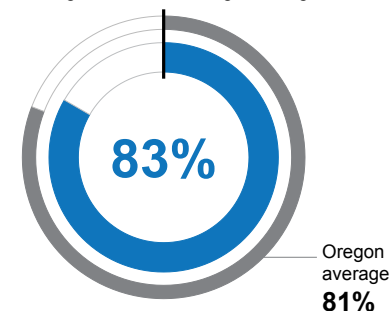
Grade 9 ON-TRACK TO GRADUATE

Students earning one-quarter of graduation credits in their 9th grade year.



Grade 12 ON-TIME GRADUATION

Students earning a diploma within four years. Cohort includes students who were first-time ninth graders in 2017-18 graduating in 2020-21.



District Goals

VISION: All learners prepared to rise to the opportunities and challenges of the world
MISSION: to inspire all learners to achieve academically and to thrive as independent and productive citizens.

GOAL 1: Improve student performance in all areas.

GOAL 2: Provide high quality learning facilities for all students.

GOAL 3: Partner with our community to help students succeed.

State Goals

The Oregon Department of Education is partnering with school districts and local communities to ensure a 90% on-time, four year graduation rate by 2025. To progress toward this goal, the state will prioritize efforts to improve attendance, provide a well-rounded education, invest in implementing culturally responsive practices, and promote continuous improvement to close opportunity and achievement gaps for historically and currently underserved students.

OREGON AT-A-GLANCE DISTRICT PROFILE CONTINUED

Knappa SD 4

Outcomes

2021-22

Our Staff (rounded FTE)



3

Administrators



33

Teachers



13

Educational assistants



2

Counselors



0

Licensed Librarians



0

Psychologists



82%

% of licensed teachers
with more than 3 years
of experience

Grades K-2
REGULAR ATTENDERS

American Indian/Alaska Native	<10 students or data unavailable
Asian	<10 students or data unavailable
Black/African American	<10 students or data unavailable
Hispanic/Latino	<10 students or data unavailable
Multiracial	<10 students or data unavailable
Native Hawaiian/Pacific Islander	<10 students or data unavailable
White	52%
Free/Reduced Price Lunch	54%
Ever English Learner	<10 students or data unavailable
Students with Disabilities	50%
Migrant	<10 students or data unavailable
Homeless	<10 students or data unavailable
Students in Foster Care	<10 students or data unavailable
Talented and Gifted	<10 students or data unavailable
Female	57%
Male	50%
Non-Binary	<10 students or data unavailable

Grade 8
MATHEMATICS

American Indian/Alaska Native	<10 students or data unavailable
Asian	<10 students or data unavailable
Black/African American	<10 students or data unavailable
Hispanic/Latino	<10 students or data unavailable
Multiracial	<10 students or data unavailable
Native Hawaiian/Pacific Islander	<10 students or data unavailable
White	9%
Free/Reduced Price Lunch	7%
Ever English Learner	<10 students or data unavailable
Students with Disabilities	<10 students or data unavailable
Migrant	<10 students or data unavailable
Homeless	<10 students or data unavailable
Students in Foster Care	<10 students or data unavailable
Talented and Gifted	<10 students or data unavailable
Female	<5%
Male	13%
Non-Binary	<10 students or data unavailable

Grade 3
ENGLISH LANGUAGE ARTS

<10 students or data unavailable
<10 students or data unavailable
<10 students or data unavailable
<10 students or data unavailable
<10 students or data unavailable
<10 students or data unavailable
11%
9%
<10 students or data unavailable
8%
<10 students or data unavailable
<10 students or data unavailable
<10 students or data unavailable
<10 students or data unavailable
13%
6%
<10 students or data unavailable

Grade 9
ON-TRACK TO GRADUATE

<10 students or data unavailable	
<10 students or data unavailable	
<10 students or data unavailable	
<10 students or data unavailable	
<10 students or data unavailable	
<10 students or data unavailable	
	61%
	62%
<10 students or data unavailable	
<10 students or data unavailable	
<10 students or data unavailable	
<10 students or data unavailable	
<10 students or data unavailable	
<10 students or data unavailable	
	61%
	63%
<10 students or data unavailable	

Grades 3-8

INDIVIDUAL STUDENT PROGRESS

Grade 12 ON-TIME GRADUATION

Category	Percentage
<10 students or data unavailable	
<10 students or data unavailable	
<10 students or data unavailable	
<10 students or data unavailable	
<10 students or data unavailable	
<10 students or data unavailable	
83%	
92%	
<10 students or data unavailable	
<10 students or data unavailable	
<10 students or data unavailable	
<10 students or data unavailable	
<10 students or data unavailable	
<10 students or data unavailable	
93%	
75%	
Coming in 2022-23	