

LCFF Budget Overview for Parents

Local Educational Agency (LEA) Name: Happy Valley Elementary School District

CDS Code: 44697576049571

School Year: 2022-23

LEA contact information:

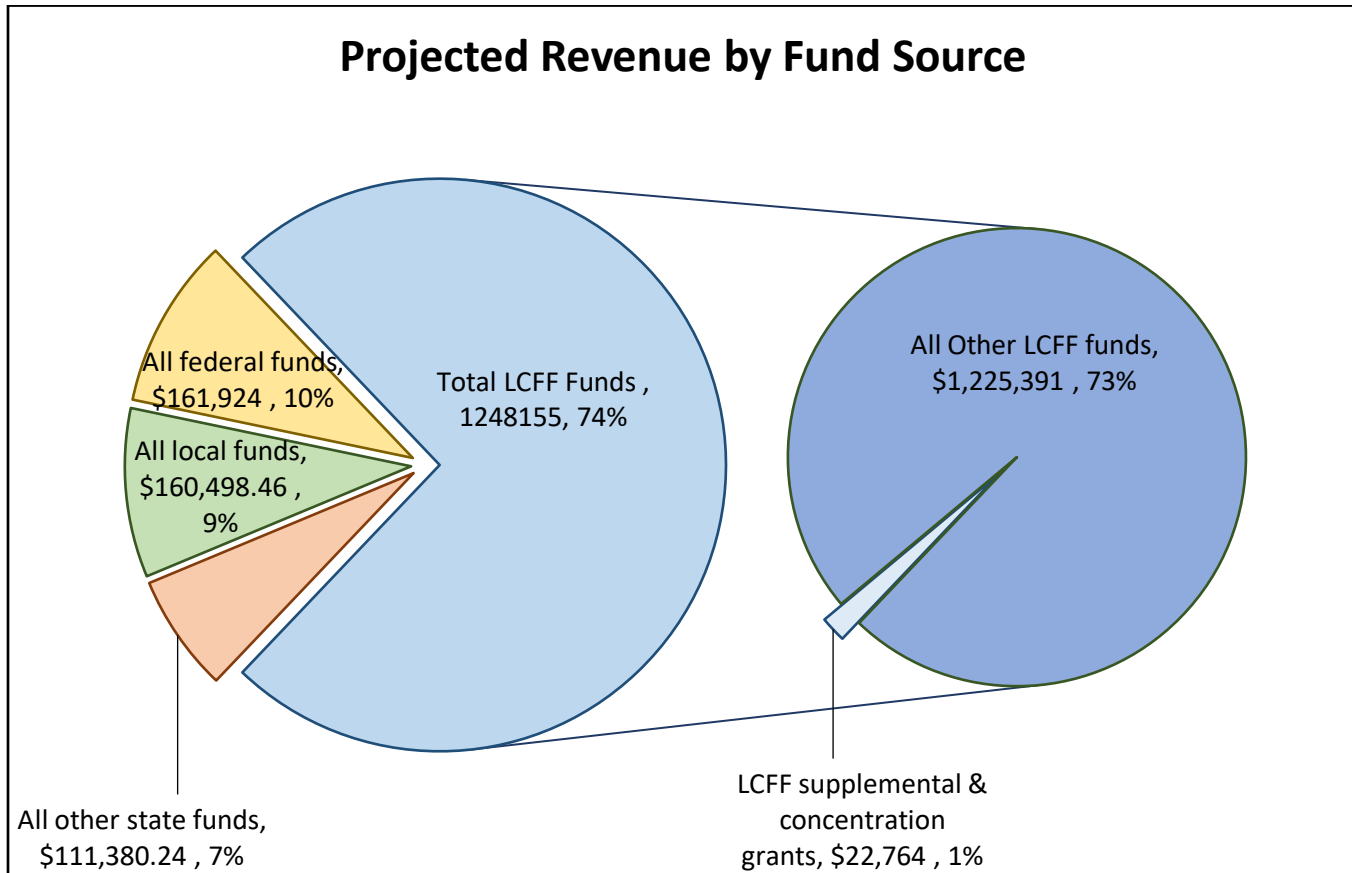
Michelle Stewart

Superintendent

831-429-1456

School districts receive funding from different sources: state funds under the Local Control Funding Formula (LCFF), other state funds, local funds, and federal funds. LCFF funds include a base level of funding for all LEAs and extra funding - called "supplemental and concentration" grants - to LEAs based on the enrollment of high needs students (foster youth, English learners, and low-income students).

Budget Overview for the 2022-23 School Year

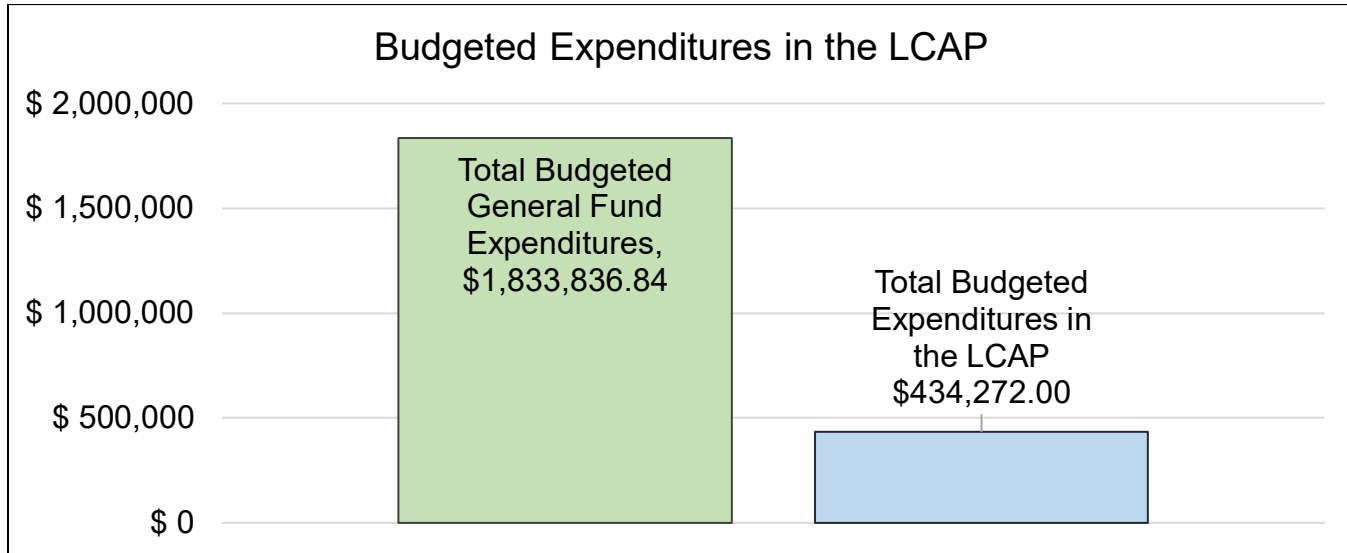


This chart shows the total general purpose revenue Happy Valley Elementary School District expects to receive in the coming year from all sources.

The text description for the above chart is as follows: The total revenue projected for Happy Valley Elementary School District is \$1,681,957.7, of which \$12,481,55 is Local Control Funding Formula (LCFF), \$111,380.24 is other state funds, \$160,498.46 is local funds, and \$161,924 is federal funds. Of the \$12,481,55 in LCFF Funds, \$22,764 is generated based on the enrollment of high needs students (foster youth, English learner, and low-income students).

LCFF Budget Overview for Parents

The LCFF gives school districts more flexibility in deciding how to use state funds. In exchange, school districts must work with parents, educators, students, and the community to develop a Local Control and Accountability Plan (LCAP) that shows how they will use these funds to serve students.



This chart provides a quick summary of how much Happy Valley Elementary School District plans to spend for 2022-23. It shows how much of the total is tied to planned actions and services in the LCAP.

The text description of the above chart is as follows: Happy Valley Elementary School District plans to spend \$1,833,836.84 for the 2022-23 school year. Of that amount, \$434,272.00 is tied to actions/services in the LCAP and \$1,399,564.84 is not included in the LCAP. The budgeted expenditures that are not included in the LCAP will be used for the following:

Happy Valley revises its budget twice in any given year. The majority of general funds are dedicated to salaries and facilities in Happy Valley.

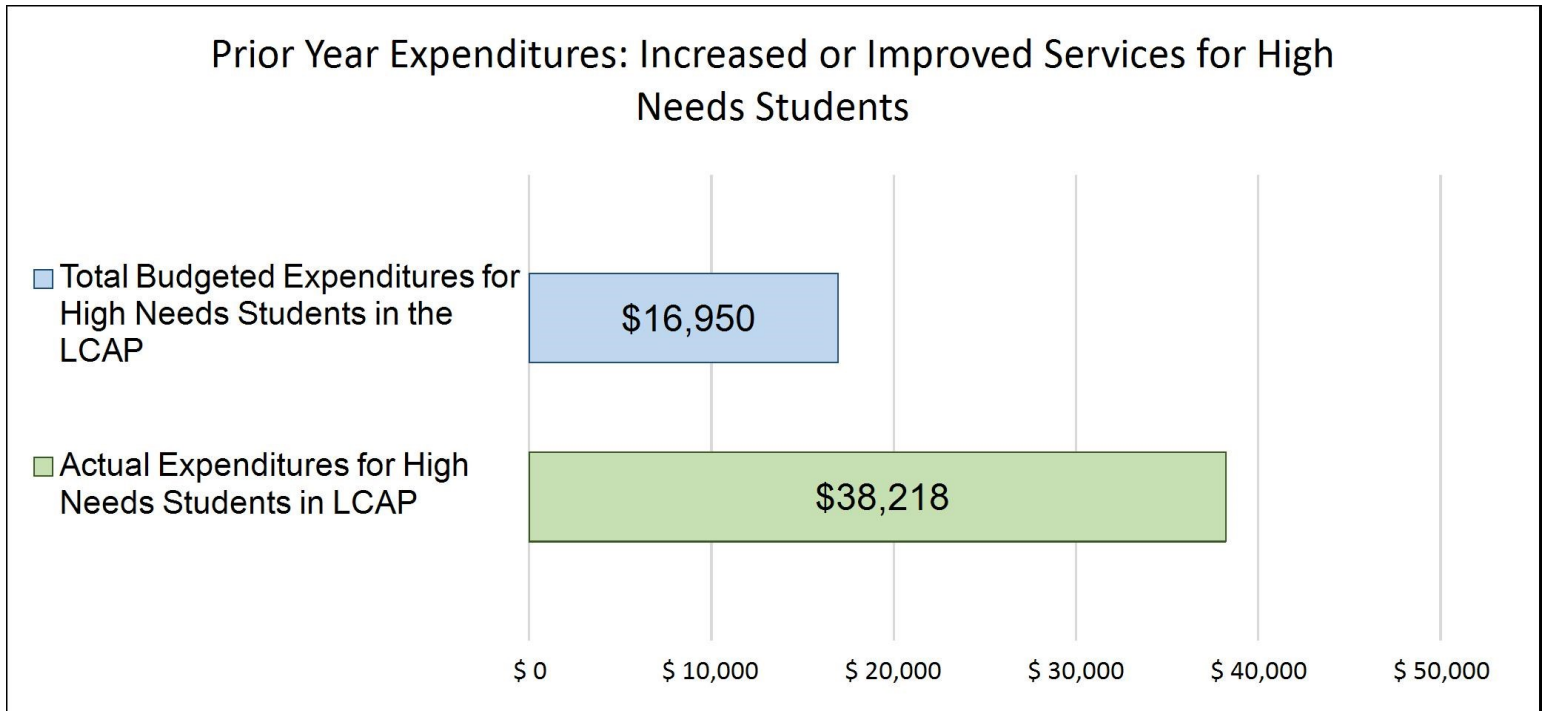
Increased or Improved Services for High Needs Students in the LCAP for the 2022-23 School Year

In 2022-23, Happy Valley Elementary School District is projecting it will receive \$22,764 based on the enrollment of foster youth, English learner, and low-income students. Happy Valley Elementary School District must describe how it intends to increase or improve services for high needs students in the LCAP. Happy Valley Elementary School District plans to spend \$23,750.00 towards meeting this requirement, as described in the LCAP.

The amount require to provide services for high needs students is 1.82%, which the LCAP has accounted for.

LCFF Budget Overview for Parents

Update on Increased or Improved Services for High Needs Students in 2021-22



This chart compares what Happy Valley Elementary School District budgeted last year in the LCAP for actions and services that contribute to increasing or improving services for high needs students with what Happy Valley Elementary School District estimates it has spent on actions and services that contribute to increasing or improving services for high needs students in the current year.

The text description of the above chart is as follows: In 2021-22, Happy Valley Elementary School District's LCAP budgeted \$\$16,950.00 for planned actions to increase or improve services for high needs students. Happy Valley Elementary School District actually spent \$\$38,218.00 for actions to increase or improve services for high needs students in 2021-22.

Supplement to the Annual Update to the 2021–22 Local Control and Accountability Plan

Local Educational Agency (LEA) Name	Contact Name and Title	Email and Phone
Happy Valley Elementary School District	Michelle Stewart Superintendent/Principal	mstewart@hvesd.com (831)429-1456

California’s 2021–22 Budget Act, the federal American Rescue Plan Act of 2021, and other state and federal relief acts have provided local educational agencies (LEAs) with a significant increase in funding to support students, teachers, staff, and their communities in recovering from the COVID-19 pandemic and to address the impacts of distance learning on students. The following is a one-time mid-year report to the local governing board or body and educational partners related to engagement on, and implementation of, these Acts.

A description of how and when the LEA engaged, or plans to engage, its educational partners on the use of funds provided through the Budget Act of 2021 that were not included in the 2020–21 Local Control and Accountability Plan (LCAP).

Happy Valley engaged numerous stakeholder groups, including the Board, teachers, staff and parents, to address all funding allocated through the Budget Act of 2021. Part of their charge was to review and identify areas of need beyond what was already accounted for in the 2021-22 Local Control and Accountability Plan (LCAP). Our goal is to come up with plans and support that have and will provide the best supplemental instruction and support to students as possible, focusing on academic learning loss, social-emotional supports. The funds have gone toward implementing both with personnel and support materials.

A description of how the LEA used, or plans to use, the additional concentration grant add-on funding it received to increase the number of staff who provide direct services to students on school campuses with an enrollment of students who are low-income, English learners, and/or foster youth that is greater than 55 percent.

Happy Valley does not receive any concentration funds.

A description of how and when the LEA engaged its educational partners on the use of one-time federal funds received that are intended to support recovery from the COVID-19 pandemic and the impacts of distance learning on pupils.

The LEA engaged the following groups on the following days to discuss one-time federal funds.

Parent Club 8/18/2021, 10/20/2021
Staff 10/1
Board 10/13

Because funds and resources are limited, the groups determined the best use of the funds is for personnel, including a full-time academic coach and intervention aide. There have also been additional garden and counseling hours added.

A description of how the LEA is implementing the federal American Rescue Plan Act and federal Elementary and Secondary School Emergency Relief expenditure plan, and the successes and challenges experienced during implementation.

Happy Valley is primarily using ESSER III to support students through a full time academic intervention teacher, an intervention aide, and garden hours. While 1/2 the class is engaged in the garden, the teacher is able to target skills in the classes with small groups. A small portion of the money has been used to purchase PPE.

A description of how the LEA is using its fiscal resources received for the 2021–22 school year in a manner that is consistent with the applicable plans and is aligned with the LEA’s 2021–22 LCAP and Annual Update.

The action steps in this update were developed in consultation with stakeholders after soliciting public comment via electronic surveys, staff meetings, and board meetings and parent nights. Greater detail for involvement can be found on our LCAP.

Instructions for the Supplement to the Annual Update for the 2021–22 Local Control and Accountability Plan Year

For additional questions or technical assistance related to the completion of the Supplement to the Annual Update to the 2021–22 Local Control and Accountability Plan (LCAP), please contact the local county office of education (COE), or the California Department of Education’s (CDE’s) Local Agency Systems Support Office, by phone at 916-319-0809 or by email at lcff@cde.ca.gov.

Introduction

California’s 2021–22 Budget Act, the federal American Rescue Plan Act of 2021, and other state and federal relief acts have provided local educational agencies (LEAs) with a significant increase in funding to support students, teachers, staff, and their communities in recovering from the COVID-19 pandemic and to address the impacts of distance learning on students. Section 124(e) of Assembly Bill 130 requires LEAs to present an update on the Annual Update to the 2021–22 LCAP and Budget Overview for Parents on or before February 28, 2022, at a regularly scheduled meeting of the governing board or body of the LEA. At this meeting, the LEA must include all of the following:

- The Supplement to the Annual Update for the 2021–22 LCAP (2021–22 Supplement);
- All available mid-year outcome data related to metrics identified in the 2021–22 LCAP; and
- Mid-year expenditure and implementation data on all actions identified in the 2021–22 LCAP.

When reporting available mid-year outcome, expenditure, and implementation data, LEAs have flexibility to provide this information as best suits the local context, provided that it is succinct and contains a level of detail that is meaningful and accessible for the LEA’s educational partners.

The 2021–22 Supplement is considered part of the 2022–23 LCAP for the purposes of adoption, review, and approval, and must be included with the LCAP as follows:

- The 2022–23 Budget Overview for Parents
- The 2021–22 Supplement
- The 2022–23 LCAP
- The Action Tables for the 2022–23 LCAP
- The Instructions for the LCAP Template
-

As such, the 2021–22 Supplement will be submitted for review and approval as part of the LEA’s 2022–23 LCAP.

Instructions

Respond to the following prompts, as required. In responding to these prompts, LEAs must, to the greatest extent practicable, provide succinct responses that contain a level of detail that will be meaningful and accessible for the LEA’s educational partners and the broader public and must, to the greatest extent practicable, use language that is understandable and accessible to parents.

In responding to these prompts, the LEA has flexibility to reference information provided in other planning documents. An LEA that chooses to reference information provided in other planning documents must identify the plan(s) being referenced, where the plan(s) are located (such as a link to a web page), and where in the plan the information being referenced may be found.

Prompt 1: *“A description of how and when the LEA engaged, or plans to engage, its educational partners on the use of funds provided through the Budget Act of 2021 that were not included in the 2020–21 Local Control and Accountability Plan (LCAP).”*

In general, LEAs have flexibility in deciding what funds are included in the LCAP and to what extent those funds are included. If the LEA received funding through the Budget Act of 2021 that it would have typically included within its LCAP, identify the funds provided in the Budget Act of 2021 that were not included in the LCAP and provide a description of how the LEA has engaged its educational partners on the use of funds. If an LEA included the applicable funds in its adopted 2021–22 LCAP, provide this explanation.

Prompt 2: *“A description of how LEA used, or plans to use, the concentration grant add-on funding it received to increase the number of staff who provide direct services to students on school campuses with an enrollment of students who are low-income, English learners, and/or foster youth that is greater than 55 percent.”*

If LEA does not receive a concentration grant or the concentration grant add-on, provide this explanation.

Describe how the LEA is using, or plans to use, the concentration grant add-on funds received consistent with California *Education Code* Section 42238.02, as amended, to increase the number of certificated staff, classified staff, or both, including custodial staff, who provide direct services to students on school campuses with greater than 55 percent unduplicated pupil enrollment, as compared to schools with an enrollment of unduplicated students that is equal to or less than 55 percent.

In the event that the additional concentration grant add-on is not sufficient to increase the number of staff providing direct services to students at a school with an enrollment of unduplicated students that is greater than 55 percent, describe how the LEA is using the funds to retain staff providing direct services to students at a school with an enrollment of unduplicated students that is greater than 55 percent.

Prompt 3: *“A description of how and when the LEA engaged its educational partners on the use of one-time federal funds received that are intended to support recovery from the COVID-19 pandemic and the impacts of distance learning on pupils.”*

If the LEA did not receive one-time federal funding to support recovery from the COVID-19 pandemic and the impacts of distance learning on students, provide this explanation.

Describe how and when the LEA engaged its educational partners on the use of one-time federal funds it received that are intended to support recovery from the COVID-19 pandemic and the impacts of distance learning on students. See the COVID-19 Relief Funding Summary Sheet web page (<https://www.cde.ca.gov/fq/cr/relieffunds.asp>) for a listing of COVID-19 relief funding and the Federal Stimulus Funding web page (<https://www.cde.ca.gov/fq/cr/>) for additional information on these funds. The LEA is not required to describe engagement that has taken place related to state funds.

Prompt 4: *“A description of how the LEA is implementing the federal American Rescue Plan Act and federal Elementary and Secondary School Emergency Relief expenditure plan, and the successes and challenges experienced during implementation.”*

If an LEA does not receive ESSER III funding, provide this explanation.

Describe the LEA’s implementation of its efforts to maintain the health and safety of students, educators, and other staff and ensure the continuity of services, as required by the federal American Rescue Plan Act of 2021, and its implementation of the federal Elementary and Secondary School Emergency Relief (ESSER) expenditure plan to date, including successes and challenges.

Prompt 5: “A description of how the LEA is using its fiscal resources received for the 2021–22 school year in a manner that is consistent with the applicable plans and is aligned with the LEA’s 2021–22 LCAP and Annual Update.”

Summarize how the LEA is using its fiscal resources received for the 2021–22 school year to implement the requirements of applicable plans in a manner that is aligned with the LEA’s 2021–22 LCAP. For purposes of responding to this prompt, “applicable plans” include the Safe Return to In-Person Instruction and Continuity of Services Plan and the ESSER III Expenditure Plan.

California Department of Education
November 2021

Local Control Accountability Plan

The instructions for completing the Local Control and Accountability Plan (LCAP) follow the template.

Local Educational Agency (LEA) Name	Contact Name and Title	Email and Phone
Happy Valley Elementary School District	Michelle Stewart Superintendent	mstewart@hvesd.com 831-429-1456

Plan Summary [2022-23]

General Information

A description of the LEA, its schools, and its students in grades transitional kindergarten–12, as applicable to the LEA.

The Happy Valley School District, established in 1864, is a single school, Basic Aid district with a well established history of community and parent involvement. The Local Control and Accountability Plan (LCAP) fits into this small school culture as stakeholder input is both valued and appreciated. The Board, LCAP Parent Advisory Committee, Parent Club, and Staff routinely have open meeting discussions regarding student achievement, Common core standards aligned implementation, and alignment of spending priorities. Happy Valley School District serves the students and community with a mission and vision of continuous improvement, dedication to the arts and music, developing the whole child, and providing students with an academic setting that will ensure success both in secondary and college settings. Happy Valley has a long standing reputation for excellence and has traditionally been one of the top ranked schools in Santa Cruz County, and in the top 10% of schools in the state for over the past 10 years.

With a current enrollment of 115, Happy Valley School District has been awarded the Ocean Guardian grant and is in the process of becoming a Green School. The District is K-6 and is comprised of inter-district and in district students. A wait list of over 100 students is maintained. Because of an increase of properties for sale in the Happy Valley School district boundaries, the demographics have changed and the school district rarely accepts new inter-district transfer students, thus changing a long tradition. Parents fundraise to maintain art, music, garden, and library. The goal of the Parent Club is to raise \$100,000 a year with the ability to put a percentage of the money into the Happy Valley Endowment Fund that is held at the Community Foundation. Started in 1990, the Endowment Fund currently has a balance of over \$1.8 million, thanks to a \$571,000 gift from a community member who left HVS as a beneficiary. This funds the instructional aides each year. The short term goal was to raise the fund to a \$1 million and that has been reached, with a long term goal of \$3 million, thus lessening the burden on the parents to fundraise at the current level. In June of 2018, a parcel tax was passed to "support academic excellence, maintain quality art and music programs, integrate technology into the classrooms, retain high quality teachers and provide local funding that cannot be taken away by the state." In the 2021-22 school year, HVS utilized the parcel tax for teacher stipends, a Tech Design and Science teacher, Tech Support and materials, curriculum support resources.

All required metrics outlined by the CDE have been included with the exception of those listed that do not apply to our K-6 District: Advanced Placement scores, Career and Technical Ed (CTE) preparation, Early Assessment Program (EAP) scores, Middle or High School dropout rates, and High School graduation rates. In addition, there are no statistically significant Racial/Ethnic subgroups, or Foster Youth attending school in our District. In 2015-2016, 10 goals were implemented to meet the needs of all students including Special Education students with identified learning targets on their Individualized Educational Plans (IEP) and unduplicated students. In 2016-2017, the goals were consolidated from 10 to 3: Engagement, Access and Opportunity, and Pupil Achievement. Since Happy Valley School is a small school district, and because HVS is an LEA that doesn't have significant subgroups, we principally direct the use of the supplemental funds to have instructional aides in each and every class. Although all students benefit from a classroom aide, this model was put in place to intentionally meet the needs of our unduplicated students as well as at risk students.

Reflections: Successes

A description of successes and/or progress based on a review of the California School Dashboard (Dashboard) and local data.

Happy Valley is committed to support the safety, academic, and social-emotional needs of students and staff. This was especially important when the school returned to in-person learning following the pandemic. Although there is a small number of students who are socio-economically disadvantaged, English Learners and Foster Youth, Happy Valley ensures that the students in these groups are considered first when planning resources and actions. Because of the Pandemic, the California School Dashboard does not have data regarding student performance. However, local benchmarks are given throughout the year, and it is clear that students are making progress in both English Language Arts (ELA) and Math. Staff, Parent and Student surveys have been given throughout the year, and it is apparent that the community is happy with the current focus areas and support that are outlined in the LCAP.

Reflections: Identified Need

A description of any areas that need significant improvement based on a review of Dashboard and local data, including any areas of low performance and significant performance gaps among student groups on Dashboard indicators, and any steps taken to address those areas.

The greatest need for Happy Valley still is the aging facility and the need for Modernization. At this time, the school district has a restroom approval plan submitted to DSA. The Modernization of the Administrative office will follow with added scope to maximize funding opportunities. Two portable replacements have been added to the plan. In response to parent and staff surveys, the District determined that training for Tiered intervention, equity training, and a focus on SEL for families and children to build community have been top priorities for the 2021-2022 school year. Although students showed sufficient progress throughout the year, the scores appear lower than the baseline benchmarks. However, with distance learning, it was difficult to find a true assessment of all students. We feel that by collecting data throughout the year, we have a clearer picture of student progress. For 2022-23, continued support will be given in both academics and Social Emotional Learning.

LCAP Highlights

A brief overview of the LCAP, including any key features that should be emphasized.

Because of the small size of Happy Valley School, and the lack of significant subgroups, the LCAP is written to meet the needs of all students, with supplemental funds principally directed towards unduplicated students. All strategies and staffing decisions made are designed to support those students, including staffing for small class sizes and instructional aides. In 2021-2022, a 1.0 FTE Academic Coach and Intervention Specialist were hired to assist teachers with assessments, intervention, SST's, 504's and Tiered Support. Another focus has been on community wide SEL (Social Emotional Learning), equity training and continued in class Peacebuilder programs. All programs that were shut down due to the pandemic fully reopened.

LCAP Goals are:

Goal 1: **ENGAGEMENT:** Happy Valley School District will provide a safe and engaging environment for students and families will be actively involved in the educational process.

Goal 2: **PUPIL ACHIEVEMENT:** Happy Valley School District will fully implement Common Core Standards. The teachers will be fully trained and provided with appropriate, aligned materials and technology integration to ensure all students are college and career ready. Social and emotional well being of the students will be a priority.

Goal 3: **ACCESS AND OPPORTUNITY** Happy Valley School District will ensure facilities, communication, and course access are responsive to the needs of all of our students.

Comprehensive Support and Improvement

An LEA with a school or schools eligible for comprehensive support and improvement must respond to the following prompts.

Schools Identified

A list of the schools in the LEA that are eligible for comprehensive support and improvement.

Happy Valley ESD is not identified for CSI

Support for Identified Schools

A description of how the LEA has or will support its eligible schools in developing comprehensive support and improvement plans.

Happy Valley ESD is not identified for CSI

Monitoring and Evaluating Effectiveness

A description of how the LEA will monitor and evaluate the plan to support student and school improvement.

N/A

Engaging Educational Partners

A summary of the process used to engage educational partners and how this engagement was considered before finalizing the LCAP.

Happy Valley School District works hard to keep our community informed, up-to-date, and engaged in the educational process. Multiple Stakeholders have been engaged with both remote and face to face meetings. Surveys to parents, staff, and students were given to receive input regarding programs, identified needs, areas of growth, success and needs going forward. The Santa Cruz County SELPA is a direct partner with HVS. The SELPA director works hand in hand with the HVS Superintendent and on a continuous basis to collaborate with regards to Special Education placements, and best practices. This plan was reviewed by the SELPA in late May of 2022.

STAFF: 8/13/2021, 4/15/2022, 4/20/2022

BOARD: 9/8/2021, 4/20/2022

SCHOOL SITE COUNCIL: 10/20/21, 3/10/2022

PARENT SURVEY: 11/2021, 5/2022

PARENT CLUB: 11/17/2021, 3/16/2022

STUDENTS: March 2022

A summary of the feedback provided by specific educational partners.

Previous feedback was information obtained through the parents' survey, 2020-21. Areas of strength: Student access to reading, writing, and math, respect, awareness of fundraising needs, and school responsiveness. Most notably, almost all parents feel that the school helps students to be their best selves during the day. Areas of focus: Communication regarding social emotional curriculum and discipline policies and procedures.

2021-22:

The Staff and Parent Club both expressed appreciation for the current focused goals and services.

The Board of Trustees had questions regarding funding and suggestions for action steps. School Site Council (SSC) gave input to the parent survey.

Two parents surveys were given, one in the fall and one in the spring. Participation in fall was over 59%, while in the spring it was 52%.

Areas of strength continue to be communication and school responsiveness, and that parents feel their children's academic and social needs are met. One of the highest responses was that OVER 95% of parents responded, "My student feels safe at school." The main focus area is allowing volunteers, which was severely impacted by COVID restrictions. Parents asked that the school consider after school activities, provide school lunches, offer Spanish, upgrade the field, and offer challenge to students who are currently at or above grade level. Numerous ideas were given to facilitate parent engagement.

All students were surveyed. Most students feel adults care for them and they feel safe in the classroom. Some students do not feel as safe on the playground, due mostly to balls that might hit them or lots of students on the equipment. Most feel the work is "just right". More students said that some students respect each other, rather than most of them. Many said that what they love best about the school is how caring, fun and close the community is.

Input on Goals and Services:

Goal 1 ENGAGEMENT: Because attendance was greatly impacted by the pandemic, consider moving the money set aside for attendance initiative to the SEL program. (Board); Continue offering extra counseling support. (Staff)

Goal 2 PUPIL ACHIEVEMENT: Add an action step for the planned dedicated library space, more library books (Board, Parents, Students); Add an action step about the Garden and becoming a Green Business (Board); Consider adding a dedicated science room (Staff)

Goal 3 ACCESS AND OPPORTUNITY: Consider adding additional supports, such as a PE coach or PE equipment (Staff, Students); Consider adding a Spanish teacher (Parents, Board); Provide after school activities (Parents)

A description of the aspects of the LCAP that were influenced by specific input from educational partners.

In 2022-23, there will be a continued focus on Social-Emotional Learning. With the adoption of a new Social Studies Curriculum, teachers will be trained in implementing diverse lessons into their curriculum. There will be a new library and the adoption of Reader's Workshop,, and new books will be purchased that are specifically focused on inclusion, diversity and kindness. The District will investigate hiring a Spanish teacher, as well as creating a dedicated science room. Happy Valley will serve hot lunch next year. Most of the actions in the LCAP will continue.

Goals and Actions

Goal

Goal #	Description
1	ENGAGEMENT: Happy Valley School District will provide a safe and engaging environment for students and families will be actively involved in the educational process.

An explanation of why the LEA has developed this goal.

HVESD recognizes that a supportive and safe, engaging environment is necessary for active learning.

Measuring and Reporting Results

Metric	Baseline	Year 1 Outcome	Year 2 Outcome	Year 3 Outcome	Desired Outcome for 2023–24
Classified and Certificated support for the arts and classrooms.	All classes have access to art and music library and garden. Aides are provided in every classroom.	All classes have access to art and music library and garden. Aides are provided in every classroom.			Maintain access to the arts for all students. Maintain aides in classrooms.
Attendance rates Tardies and late rates	95.6% attendance rate in 2018-2019 7.5% tardy rate in 2018-19	2021-22 Absences 92% Tardy rate 1%			Maintain or increase high attendance rate as compared with rate established in the 2018-19 baseline. Maintain or decrease low tardy rate.
Suspension rates	0% in 2020-2021.	0% in 2021-22.			Maintain suspension rate of less than 1%.
Volunteer Sign in	2018-19 750 volunteer hours	We could not have volunteers for most of the year due to the Pandemic.			At least 500 volunteer hours will be logged. (Lower than baseline, as volunteers will

Metric	Baseline	Year 1 Outcome	Year 2 Outcome	Year 3 Outcome	Desired Outcome for 2023–24
					need to adhere to unknown future COVID restrictions.)
Training for staff in social justice and equity awareness	No training has been given in the areas of social justice or equity awareness.	All staff received social justice training in October and purchased kits for every classroom of curriculum.			All staff will be trained in social justice and equity awareness.
Social-Emotional Learning (SEL) program	Peacebuilders Program given to all staff, mental health counselor available 10 hours a week.	The mental health counseling hours were increased. The parent and staff handbooks were updated, and every teacher used the PeaceBuilder program. A student council was elected.			Parent and staff handbook will outline Discipline, SEL and Peacebuilders Program, including student leadership. All classes will regularly implement the PeaceBuilders program and students will support the program on the playground. A mental health counselor will be available to all students as needed.

Actions

Action #	Title	Description	Total Funds	Contributing
1.1	All classes have access to art and music library and garden, and there are	Instructional aides will be integrated into the instructional program to provide small group support, a VAPA arts and music program to provide teachers with valuable time to prepare and collaborate, Garden so the students can learn about native plants and implement	\$175,000.00	No

Action #	Title	Description	Total Funds	Contributing
	aides provided in every classroom.	the Ocean Guardian Grant, and the Library to accessed each week with a credentialed librarian.		
1.2	Attendance initiative program	Maintain current attendance. Continue letters home to maintain awareness of tardies and lates. Communicate the importance of good attendance through emails, phone calls and newsletters. Send out letters to parents regarding chronic absences and the importance of seat time at the beginning of school.	\$0.00	No
1.3	Social Emotional Learning	A Social Emotional counselor will be available for students who are identified needing support. The identification process will be through SST, or parent or staff referral. In addition, the staff will re-engage in the existing Peacebuilder SEL program as well as to investigate a more robust program. Unduplicated students will be considered first for counseling hours.	\$9,000.00	Yes
1.4	School Positive Discipline Program	Maintain a less than 1% suspension rate by maintaining awareness of school rules, how to resolve conflict, safe play, and provide a place for in school consequences instead of sending a student home for disciplinary action.		No
1.5	Volunteer Activity Log	Teachers will actively involve parents as volunteers as evidenced by parent volunteer logs which track numbers of parents at events and classroom participation.		No
1.6	Social Justice and Equity Training	The staff will work with social justice and equity trainers to provide professional development and to implement this curriculum into their classrooms.	\$2,000.00	No

Action #	Title	Description	Total Funds	Contributing
1.7	School Website	The school website has a page for resources that parents can access for programs in math, science, ELA, history, coding and more. The parents can access this and use it as a tool for enrichment and/or remediation at home. In 2021-22, the website will be upgraded and become more parent friendly.	\$2,200.00	No

Goal Analysis [2021-22]

An analysis of how this goal was carried out in the previous year.

A description of any substantive differences in planned actions and actual implementation of these actions.

Happy Valley is very proud of the actions that were implemented in this year as we returned to school after the shut downs in 2020 and 2021. The mental health counseling hours were increased, parent and staff handbooks were updated, and every teacher used the PeaceBuilder program. A student council was elected with representatives in each class, and there were monthly PeaceBuilder assemblies. The staff received social justice training in October and the District purchased kits for every classroom with diversity curriculum and lessons. We could not have volunteers for most of the year due to the Pandemic. Letters were sent to parents regarding chronic absences, although an attendance initiative program was not recommended because of the spread of COVID-19.

An explanation of material differences between Budgeted Expenditures and Estimated Actual Expenditures and/or Planned Percentages of Improved Services and Estimated Actual Percentages of Improved Services.

The money set aside for attendance will be used to support social-emotional learning. \$100,000 was a general estimate toward the cost of library, music, art, garden and teaching assistants. Some of the expenditures were paid from one time money. Because money was not needed for Social Justice training, the expenditures were charged to counseling.

An explanation of how effective the specific actions were in making progress toward the goal.

Every family who requested counseling was able to have their student served. There were small groups offered, and the mental health counselors presented lessons in every classroom. With one-time funding, an occupational therapist visited every classroom and supported students and families with activities to support students. In addition to monthly PeaceBuilder assembly, there was a weekly flag raising ceremony that all students participated, and the classes took turns presenting. The school voted on a new mascot, Harriet the Hawk, named by the 6th grade class. Parents, staff and students have all expressed that there is a positive culture at Happy Valley. Of the 14 students who qualify as unduplicated, all were considered for counseling, and 3 of them received regular support.

A description of any changes made to the planned goal, metrics, desired outcomes, or actions for the coming year that resulted from reflections on prior practice.

Although attendance is important, incentivizing attendance is not recommended at this time,.
In 2022-23, the District will invest in a company to support the school website, with an increased cost of \$2200. Feedback from stakeholders has informed the decision, as communication will be increased.

A report of the Total Estimated Actual Expenditures for last year's actions may be found in the Annual Update Table. A report of the Estimated Actual Percentages of Improved Services for last year's actions may be found in the Contributing Actions Annual Update Table.

Goals and Actions

Goal

Goal #	Description
2	PUPIL ACHIEVEMENT: Happy Valley School District will fully implement Common Core Standards. The teachers will be fully trained and provided with appropriate, aligned materials and technology integration to ensure all students are college and career ready.

An explanation of why the LEA has developed this goal.

HVS developed this goal to maintain academic status and to ensure continuous growth.

Measuring and Reporting Results

Metric	Baseline	Year 1 Outcome	Year 2 Outcome	Year 3 Outcome	Desired Outcome for 2023–24
Results of CAASPP tests.	2019 SBAC results 3rd-6th ELA: 87% Math: 79% Science 87%	2022 SBAC results 3rd-6th grades ELA: 87% Math: 63% Science 33%			Students will achieve at least 80% on the SBAC results 3rd-6th grade in Math and at least 87% in ELA and Science.
Technology restructure and replacement plan		Tech plan in the process			By 2023-24, a technology plan will be in place, including a replacement plan.
Benchmark results	Benchmark Results 2020-21 School Wide Primary Proficient Writing 89% Reading 84% Math 96%	Benchmark Results 2021-22 School Wide Primary Proficient Writing 77% Reading 88% Math 88%			Benchmarks results in primary and intermediate grades will maintain or improve from the baseline.

Metric	Baseline	Year 1 Outcome	Year 2 Outcome	Year 3 Outcome	Desired Outcome for 2023–24
	School Wide Intermediate Proficient (Meeting or Above Standards) Writing 73% Reading 89% Math 68%	School Wide Intermediate Proficient (Meeting or Above Standards) Writing 65% Reading 89% Math 57%			

Actions

Action #	Title	Description	Total Funds	Contributing
2.1	FOSS Science Curriculum purchase and training	Staff and the HVS board will adopt and purchase the new science curriculum for grades K-6 and have vertical articulation and training around that adoption. Two of the three sets have been purchased.	\$11,000.00	No
2.2	TTP (Teaching Through Problem Solving) Lesson Study	Teachers will continue the work with TTP to develop benchmarks.	\$0.00	No
2.3	Lucy Calkins Writers Workshop	Staff will continue to use the Lucy Calkins Writers workshop curriculum and work as a team on conferencing skills with students.	\$0.00	No
2.4	Benchmark Assessments	Benchmarks in math, reading and writing will continue to be used three times per year to create flexible group settings, reteach areas of need or give enrichment to students who have scored 95% or more on the benchmark assessment. The instructional aides will be available to work with students who need extra help with these areas.	\$3,000.00	No
2.5	Lucy Calkins Readers Workshop	By 2022-23, the school will implement Readers Workshop Curriculum.	\$25,000.00	No

Action #	Title	Description	Total Funds	Contributing
2.6	Intervention Teacher	During the 2021-2022 school year, an intervention teacher will provide support with assessments, individual, and small group intervention. Students who are unduplicated will first be considered for support.	\$31,000.00	Yes
2.7	An instructional aide will be added to support intervention.	Aide schedule will show that all students who need assistance will receive academic support. Students who are unduplicated will first be considered for support.	\$16,300.00	Yes

Goal Analysis [2021-22]

An analysis of how this goal was carried out in the previous year.

A description of any substantive differences in planned actions and actual implementation of these actions.

There were no substantive differences in planned actions and actual implementation of these actions.

An explanation of material differences between Budgeted Expenditures and Estimated Actual Expenditures and/or Planned Percentages of Improved Services and Estimated Actual Percentages of Improved Services.

Due to the fact that the pandemic prevented teachers from fully implementing FOSS over the last few years, Happy Valley has not yet purchased the 3rd unit of FOSS. There was not a need to participate in extensive TTP development. Although Staff continued to use the Lucy Calkins Writers workshop curriculum and work as a team on conferencing skills with students, there was not a cost to the work. The cost of the additional instructional assistant was more than was originally allocated.

An explanation of how effective the specific actions were in making progress toward the goal.

All staff were trained in Writer's and Reader's workshop, with planned ongoing training and support in 2022-23. The teachers participated in a schoolwide writing calibration. Benchmark assessment results were analyzed three times a year as a staff, and information was used individually, classwide, and schoolwide. Intervention was provided as appropriate. Of the 14 unduplicated students, 10 needed and received intervention services. The other 4 students were at grade level, and regularly assessed. Two of other students were English Learners and received additional support. Of the 10 students who received support, they all either maintained or improved their scores on the benchmarks in ELA and Math. CAASPP scores show a need for increased focus in Science and Math.

A description of any changes made to the planned goal, metrics, desired outcomes, or actions for the coming year that resulted from reflections on prior practice.

The metric for 6th grade was removed because it is not required by the state. Intervention will focus on Reading and Math.

A report of the Total Estimated Actual Expenditures for last year's actions may be found in the Annual Update Table. A report of the Estimated Actual Percentages of Improved Services for last year's actions may be found in the Contributing Actions Annual Update Table.

Goals and Actions

Goal

Goal #	Description
3	ACCESS AND OPPORTUNITY Happy Valley School District will ensure facilities, communication, and course access are responsive to the needs of all of our students.

An explanation of why the LEA has developed this goal.

Happy Valley developed this goal to ensure 100% of families and students at HVS have equal access and opportunities for all programs and services.

Measuring and Reporting Results

Metric	Baseline	Year 1 Outcome	Year 2 Outcome	Year 3 Outcome	Desired Outcome for 2023–24
Academic Coach, SST & 504 coordinator	A teacher has been hired to support all student academics, and coordinate SSTs and 504s.	A teacher has been hired to support all student academics, and coordinate SSTs and 504s. Trimester 1 - 25 students K-6 Trimester 2 - 30 students K-6 Trimester 3 - 27 students K-6 25% of our students received intervention support!			Regular schedule of support, SST logs, and 504 documentation will show that all students who need assistance will receive academic support.
Art and Music for 100% of students	100% of students are provided art and music twice a week for 100 minutes.	100% of students are provided art and music twice a week for approximately 100 minutes.			Continue to provide art and music to all students, for 100 minutes a week.

Metric	Baseline	Year 1 Outcome	Year 2 Outcome	Year 3 Outcome	Desired Outcome for 2023–24
Technology	Chrome books or iPads are available to all students who need a home device. HV had 1:1 devices in 4th-6th grade. Primary grades have 10 iPads per class.	Chrome books or iPads are available to all students who need a home device. HV had 1:1 devices in 4th-6th grade. Primary grades have 10 iPads per class.			Continue to maintain or replace Chromebooks and/or iPads for student use at school and home.
Mental Health Counseling	A mental health counselor is available to students on an as-needed basis.	A mental health counselor is available to students on an as-needed basis.			Additional hours will be set aside for unduplicated students to access a mental health counselor.
Phone calls returned in 48 hours or less	Return phone call satisfaction 96%				On the parent survey, maintain at least a 96% satisfaction rate of returned phone calls.

Actions

Action #	Title	Description	Total Funds	Contributing
3.1	Academic Coach	An academic coach and TOSA was hired to give all students who need assistance academically will receive it, provide teachers with professional development, and coordinate SSTs and 504s.	\$100,000.00	No
3.2	Fund art, music, technology, and retain highly qualified staff.	Parcel Tax passed by 78%. maintenance and retention of highly qualified staff.	\$52,272.00	No

Action #	Title	Description	Total Funds	Contributing
3.3	Accessible Master Schedule	The Master Schedule will be designed so 100% students will have equal access to art and music. In addition, the schedule will give priority to the upper grade classes.		No
3.4	Mental Health Counselor	A mental health counselor will continue to provide services to students who are either identified by teacher or parent. Unduplicated Students will be considered first for counseling.	\$1,500.00	Yes
3.5	Fund extracurricular activities	Support and resources will be available to provide access for all students with any extra curricular activities which includes field trips, science camp, arts alive. The school will follow up with unduplicated students when services are offered.	\$1,000.00	Yes
3.6	Communication with Stakeholders	Teachers and staff will return phone calls and emails within the 48 hour window. 96% of the parents will be satisfied with this communication as evidenced by the parent survey.		No
3.7	Technology	Replace iPads or Chromebooks as needed for student use both at school and home.	\$5,000.00	No
3.8	English Learners	Specific time is set aside for students who are English Learners to ensure they have access and are meeting standards.	\$1,000.00	Yes

Goal Analysis [2021-22]

An analysis of how this goal was carried out in the previous year.

A description of any substantive differences in planned actions and actual implementation of these actions.

There were not any substantive differences in planned actions and expenditures.

An explanation of material differences between Budgeted Expenditures and Estimated Actual Expenditures and/or Planned Percentages of Improved Services and Estimated Actual Percentages of Improved Services.

Students who requested financial support or extra curricular activities were provided funding. The cost of the academic coach was more than originally budgeted. No iPads or Chromebooks were purchased.

An explanation of how effective the specific actions were in making progress toward the goal.

Staff and student surveys reflected that the Intervention program and work of the academic coach were very successful. The analysis of benchmarks showed that students who participated made academic growth. Students who saw the counselor were able to receive ongoing support.

A description of any changes made to the planned goal, metrics, desired outcomes, or actions for the coming year that resulted from reflections on prior practice.

Although English Learners have been given the support needed in the class, specific time was spent with the kindergarten and intervention teachers to ensure extra support. A specific action step has been added to address this support.

A report of the Total Estimated Actual Expenditures for last year's actions may be found in the Annual Update Table. A report of the Estimated Actual Percentages of Improved Services for last year's actions may be found in the Contributing Actions Annual Update Table.

Increased or Improved Services for Foster Youth, English Learners, and Low-Income Students [2022-23]

Projected LCFF Supplemental and/or Concentration Grants	Projected Additional LCFF Concentration Grant (15 percent)
\$22,764	

Required Percentage to Increase or Improve Services for the LCAP Year

Projected Percentage to Increase or Improve Services for the Coming School Year	LCFF Carryover — Percentage	LCFF Carryover — Dollar	Total Percentage to Increase or Improve Services for the Coming School Year
1.82%	0.00%	\$0.00	1.82%

The Budgeted Expenditures for Actions identified as Contributing may be found in the Contributing Actions Table.

Required Descriptions

For each action being provided to an entire school, or across the entire school district or county office of education (COE), an explanation of (1) how the needs of foster youth, English learners, and low-income students were considered first, and (2) how these actions are effective in meeting the goals for these students.

HVESD is anticipating 10% unduplicated pupil percentage (UPP) in 2022-2023 and principally directs the supplemental funding to its disadvantaged population on a school wide basis. The staff meets regularly to review classroom and school wide data to consider what is working and what needs we still have. During these date discussions, we review observational data, student work samples, local formative assessments results, and IEP progress. Additional funds from the base are allocated towards services provided to small groups that include disadvantaged and individual students in those designated subgroups. As the district is a small, one school TK-6 district of approximately 120 students (projected for 2022-2023), these methods ensure that the services can be delivered in a grade-appropriate manner to our students in designated subgroups.

Low income students perform slightly lower than all students in benchmarks. However, all students in this category showed gains over the course of the year in ELA and math, either on benchmarks or on their IEP goals. Additionally, all were considered for intervention support and the majority received intervention services. 3 students required and received counseling services throughout the year. 5 of the students will not be at Happy Valley next year, but we will be sure to assess the remaining students early and provide intervention as quickly and as often as possible. We expected that services provided by the intervention teacher and assistant will increase or improve outcomes for all of our low income students.

The district is delivering increased and improved services for unduplicated students beyond the basic program for its unduplicated population, well in excess of the 1.84% required. Because the district is so small and because the students in the subgroups are so few, most supplemental funds are used on a school wide basis and are principally directed to meet the needs of those unduplicated students. While we acknowledge that other students will benefit from services provided by those principally directed actions delivered on a school wide basis, these actions were intentionally developed to meet the needs of our unduplicated student groups. \$37,500.00 is budgeted to increase or improve services, \$22,764 of which are supplemental LCFF funds. The district provides direct ELD services in the classroom for its English Language Learners and additional support through one on one instruction if needed. The district also hired a 1.0 FTE intervention teacher with COVID funds as well as a .3875 FTE invention instructional aide to assist with students which will also allow for more focus on unduplicated students.

A description of how services for foster youth, English learners, and low-income students are being increased or improved by the percentage required.

The staff at Happy Valley School District recognize the importance of support for our foster, low income, and English language learners. Our intervention staff and instructional aides prioritize additional support and supplemental supports for this special population of students on our campus.

A description of the plan for how the additional concentration grant add-on funding identified above will be used to increase the number of staff providing direct services to students at schools that have a high concentration (above 55 percent) of foster youth, English learners, and low-income students, as applicable.

Staff-to-student ratios by type of school and concentration of unduplicated students	Schools with a student concentration of 55 percent or less	Schools with a student concentration of greater than 55 percent
Staff-to-student ratio of classified staff providing direct services to students		
Staff-to-student ratio of certificated staff providing direct services to students		

2022-23 Total Expenditures Table

Totals	LCFF Funds	Other State Funds	Local Funds	Federal Funds	Total Funds	Total Personnel	Total Non-personnel
Totals	\$23,750.00	\$135,550.00	\$257,472.00	\$18,500.00	\$435,272.00	\$341,300.00	\$93,972.00

Goal	Action #	Action Title	Student Group(s)	LCFF Funds	Other State Funds	Local Funds	Federal Funds	Total Funds
1	1.1	All classes have access to art and music library and garden, and there are aides provided in every classroom.	All			\$175,000.00		\$175,000.00
1	1.2	Attendance initiative program	All					\$0.00
1	1.3	Social Emotional Learning	English Learners Foster Youth Low Income	\$5,250.00	\$1,250.00		\$2,500.00	\$9,000.00
1	1.4	School Positive Discipline Program	All					
1	1.5	Volunteer Activity Log	All					
1	1.6	Social Justice and Equity Training	All		\$2,000.00			\$2,000.00
1	1.7	School Website	All			\$2,200.00		\$2,200.00
2	2.1	FOSS Science Curriculum purchase and training	All		\$11,000.00			\$11,000.00
2	2.2	TTP (Teaching Through Problem Solving) Lesson Study	All					\$0.00
2	2.3	Lucy Calkins Writers Workshop	All					\$0.00
2	2.4	Benchmark Assessments	All			\$3,000.00		\$3,000.00

Goal	Action #	Action Title	Student Group(s)	LCFF Funds	Other State Funds	Local Funds	Federal Funds	Total Funds
2	2.5	Lucy Calkins Readers Workshop	All		\$5,000.00	\$20,000.00		\$25,000.00
2	2.6	Intervention Teacher	English Learners Foster Youth Low Income	\$15,000.00			\$16,000.00	\$31,000.00
2	2.7	An instructional aide will be added to support intervention.	English Learners Foster Youth Low Income		\$16,300.00			\$16,300.00
3	3.1	Academic Coach	All		\$100,000.00			\$100,000.00
3	3.2	Fund art, music, technology, and retain highly qualified staff.	All			\$52,272.00		\$52,272.00
3	3.3	Accessible Master Schedule	All					
3	3.4	Mental Health Counselor	English Learners Foster Youth Low Income	\$1,500.00				\$1,500.00
3	3.5	Fund extracurricular activities	English Learners Foster Youth Low Income	\$1,000.00				\$1,000.00
3	3.6	Communication with Stakeholders	All					
3	3.7	Technology	All			\$5,000.00		\$5,000.00
3	3.8	English Learners	English Learners	\$1,000.00				\$1,000.00

2022-23 Contributing Actions Table

1. Projected LCFF Base Grant	2. Projected LCFF Supplemental and/or Concentration Grants	3. Projected Percentage to Increase or Improve Services for the Coming School Year (2 divided by 1)	LCFF Carryover — Percentage (Percentage from Prior Year)	Total Percentage to Increase or Improve Services for the Coming School Year (3 + Carryover %)	4. Total Planned Contributing Expenditures (LCFF Funds)	5. Total Planned Percentage of Improved Services (%)	Planned Percentage to Increase or Improve Services for the Coming School Year (4 divided by 1, plus 5)	Totals by Type	Total LCFF Funds
\$1,248,155	\$22,764	1.82%	0.00%	1.82%	\$23,750.00	0.00%	1.90 %	Total:	\$23,750.00
								LEA-wide Total:	\$0.00
								Limited Total:	\$1,000.00
								Schoolwide Total:	\$22,750.00

Goal	Action #	Action Title	Contributing to Increased or Improved Services?	Scope	Unduplicated Student Group(s)	Location	Planned Expenditures for Contributing Actions (LCFF Funds)	Planned Percentage of Improved Services (%)
1	1.3	Social Emotional Learning	Yes	Schoolwide	English Learners Foster Youth Low Income	All Schools	\$5,250.00	
2	2.6	Intervention Teacher	Yes	Schoolwide	English Learners Foster Youth Low Income	All Schools	\$15,000.00	
2	2.7	An instructional aide will be added to support intervention.	Yes	Schoolwide	English Learners Foster Youth Low Income	All Schools		
3	3.4	Mental Health Counselor	Yes	Schoolwide	English Learners Foster Youth Low Income	All Schools	\$1,500.00	
3	3.5	Fund extracurricular activities	Yes	Schoolwide	English Learners Foster Youth Low Income	All Schools	\$1,000.00	
3	3.8	English Learners	Yes	Limited to Unduplicated Student Group(s)	English Learners	Specific Schools: Happy Valley	\$1,000.00	

2021-22 Annual Update Table

Totals	Last Year's Total Planned Expenditures (Total Funds)	Total Estimated Expenditures (Total Funds)
Totals	\$333,258.15	\$377,471.00

Last Year's Goal #	Last Year's Action #	Prior Action/Service Title	Contributed to Increased or Improved Services?	Last Year's Planned Expenditures (Total Funds)	Estimated Actual Expenditures (Input Total Funds)
1	1.1	All classes have access to art and music library and garden, and there are aides provided in every classroom.	No	\$100,000.00	\$169,888
1	1.2	Attendance initiative program	No	\$200.00	
1	1.3	Social Emotional Learning	Yes	\$6,600.00	0
1	1.4	School Positive Discipline Program	No		\$9645
1	1.5	Volunteer Activity Log	No		0
1	1.6	Social Justice and Equity Training	No	\$5,000.00	0
1	1.7	School Website	No		\$318.00
1	1.8				\$100
2	2.1	FOSS Science Curriculum purchase and training	No	\$11,000.00	0
2	2.2	TTP (Teaching Through Problem Solving) Lesson Study	No	\$5,000.00	\$175

Last Year's Goal #	Last Year's Action #	Prior Action/Service Title	Contributed to Increased or Improved Services?	Last Year's Planned Expenditures (Total Funds)	Estimated Actual Expenditures (Input Total Funds)
2	2.3	Lucy Calkins Writers Workshop	No	\$2,000.00	0
2	2.4	Benchmark Assessments	No		
2	2.5	6th grade readiness for Middle School	No		
2	2.6	Lucy Calkins Readers Workshop	No	\$10,000.00	0
2	2.7	Intervention Teacher	Yes	\$27,300.00	0
2	2.8	An instructional aide will be added to support intervention.	Yes	\$13,936.15	\$7,600.00
2	2.9				\$27,698.00
2	2.10				\$16,300.00
3	3.1	Academic Coach	No	\$92,600.00	\$92,600.00
3	3.2	Fund art, music, technology, and retain highly qualified staff.	No	\$52,272.00	\$52,272.00
3	3.3	Accessible Master Schedule	No		0
3	3.4	Mental Health Counselor	Yes	\$500.00	\$500.00
3	3.5	Fund extracurricular activities	Yes	\$1,850.00	\$375
3	3.6	Communication with Stakeholders	No		0

Last Year's Goal #	Last Year's Action #	Prior Action/Service Title	Contributed to Increased or Improved Services?	Last Year's Planned Expenditures (Total Funds)	Estimated Actual Expenditures (Input Total Funds)
3	3.7	Technology		\$5,000.00	0

2021-22 Contributing Actions Annual Update Table

6. Estimated LCFF Supplemental and/or Concentration Grants (Input Dollar Amount)	4. Total Planned Contributing Expenditures (LCFF Funds)	7. Total Estimated Expenditures for Contributing Actions (LCFF Funds)	Difference Between Planned and Estimated Expenditures for Contributing Actions (Subtract 7 from 4)	5. Total Planned Percentage of Improved Services (%)	8. Total Estimated Percentage of Improved Services (%)	Difference Between Planned and Estimated Percentage of Improved Services (Subtract 5 from 8)
\$19,026	\$16,950.00	\$875.00	\$16,075.00	2.99%	3.98%	1.00%

Last Year's Goal #	Last Year's Action #	Prior Action/Service Title	Contributing to Increased or Improved Services?	Last Year's Planned Expenditures for Contributing Actions (LCFF Funds)	Estimated Actual Expenditures for Contributing Actions (Input LCFF Funds)	Planned Percentage of Improved Services	Estimated Actual Percentage of Improved Services (Input Percentage)
1	1.3	Social Emotional Learning	Yes	\$1,600.00			
2	2.7	Intervention Teacher	Yes	\$13,000.00			
2	2.8	An instructional aide will be added to support intervention.	Yes				
3	3.4	Mental Health Counselor	Yes	\$500.00	\$500.00	.05%	.05%
3	3.5	Fund extracurricular activities	Yes	\$1,850.00	\$375	.019%	.03%

2021-22 LCFF Carryover Table

9. Estimated Actual LCFF Base Grant (Input Dollar Amount)	6. Estimated Actual LCFF Supplemental and/or Concentration Grants	LCFF Carryover — Percentage (Percentage from Prior Year)	10. Total Percentage to Increase or Improve Services for the Current School Year (6 divided by 9 + Carryover %)	7. Total Estimated Actual Expenditures for Contributing Actions (LCFF Funds)	8. Total Estimated Actual Percentage of Improved Services (%)	11. Estimated Actual Percentage of Increased or Improved Services (7 divided by 9, plus 8)	12. LCFF Carryover — Dollar Amount (Subtract 11 from 10 and multiply by 9)	13. LCFF Carryover — Percentage (12 divided by 9)
\$952,614	\$19,026	1.9%	3.90%	\$875.00	3.98%	4.07%	\$0.00	0.00%

Instructions

[Plan Summary](#)

[Engaging Educational Partners](#)

[Goals and Actions](#)

[Increased or Improved Services for Foster Youth, English Learners, and Low-Income Students](#)

For additional questions or technical assistance related to the completion of the Local Control and Accountability Plan (LCAP) template, please contact the local county office of education (COE), or the California Department of Education's (CDE's) Local Agency Systems Support Office, by phone at 916-319-0809 or by email at lcff@cde.ca.gov.

Introduction and Instructions

The Local Control Funding Formula (LCFF) requires local educational agencies (LEAs) to engage their local educational partners in an annual planning process to evaluate their progress within eight state priority areas encompassing all statutory metrics (COEs have 10 state priorities). LEAs document the results of this planning process in the LCAP using the template adopted by the State Board of Education.

The LCAP development process serves three distinct, but related functions:

- **Comprehensive Strategic Planning:** The process of developing and annually updating the LCAP supports comprehensive strategic planning (California *Education Code* [EC] Section 52064[e][1]). Strategic planning that is comprehensive connects budgetary decisions to teaching and learning performance data. LEAs should continually evaluate the hard choices they make about the use of limited resources to meet student and community needs to ensure opportunities and outcomes are improved for all students.
- **Meaningful Engagement of Educational Partners:** The LCAP development process should result in an LCAP that reflects decisions made through meaningful engagement (EC Section 52064[e][1]). Local educational partners possess valuable perspectives and insights about an LEA's programs and services. Effective strategic planning will incorporate these perspectives and insights in order to identify potential goals and actions to be included in the LCAP.
- **Accountability and Compliance:** The LCAP serves an important accountability function because aspects of the LCAP template require LEAs to show that they have complied with various requirements specified in the LCFF statutes and regulations, most notably:
 - Demonstrating that LEAs are increasing or improving services for foster youth, English learners, and low-income students in proportion to the amount of additional funding those students generate under LCFF (EC Section 52064[b][4-6]).
 - Establishing goals, supported by actions and related expenditures, that address the statutory priority areas and statutory metrics (EC sections 52064[b][1] and [2]).
 - Annually reviewing and updating the LCAP to reflect progress toward the goals (EC Section 52064[b][7]).

The LCAP template, like each LEA's final adopted LCAP, is a document, not a process. LEAs must use the template to memorialize the outcome of their LCAP development process, which should: (a) reflect comprehensive strategic planning (b) through meaningful engagement with educational partners that (c) meets legal requirements, as reflected in the final adopted LCAP. The sections included within the LCAP template do not and cannot reflect the full development process, just as the LCAP template itself is not intended as a tool for engaging educational partners.

If a county superintendent of schools has jurisdiction over a single school district, the county board of education and the governing board of the school district may adopt and file for review and approval a single LCAP consistent with the requirements in *EC* sections 52060, 52062, 52066, 52068, and 52070. The LCAP must clearly articulate to which entity's budget (school district or county superintendent of schools) all budgeted and actual expenditures are aligned.

The revised LCAP template for the 2021–22, 2022–23, and 2023–24 school years reflects statutory changes made through Assembly Bill 1840 (Committee on Budget), Chapter 243, Statutes of 2018. These statutory changes enhance transparency regarding expenditures on actions included in the LCAP, including actions that contribute to meeting the requirement to increase or improve services for foster youth, English learners, and low-income students, and to streamline the information presented within the LCAP to make adopted LCAPs more accessible for educational partners and the public.

At its most basic, the adopted LCAP should attempt to distill not just what the LEA is doing for students in transitional kindergarten through grade twelve (TK–12), but also allow educational partners to understand why, and whether those strategies are leading to improved opportunities and outcomes for students. LEAs are strongly encouraged to use language and a level of detail in their adopted LCAPs intended to be meaningful and accessible for the LEA's diverse educational partners and the broader public.

In developing and finalizing the LCAP for adoption, LEAs are encouraged to keep the following overarching frame at the forefront of the strategic planning and educational partner engagement functions:

Given present performance across the state priorities and on indicators in the California School Dashboard (Dashboard), how is the LEA using its budgetary resources to respond to TK–12 student and community needs, and address any performance gaps, including by meeting its obligation to increase or improve services for foster youth, English learners, and low-income students?

LEAs are encouraged to focus on a set of metrics and actions that the LEA believes, based on input gathered from educational partners, research, and experience, will have the biggest impact on behalf of its TK–12 students.

These instructions address the requirements for each section of the LCAP, but may include information about effective practices when developing the LCAP and completing the LCAP itself. Additionally, information is included at the beginning of each section emphasizing the purpose that each section serves.

Plan Summary

Purpose

A well-developed Plan Summary section provides a meaningful context for the LCAP. This section provides information about an LEA's community as well as relevant information about student needs and performance. In order to provide a meaningful context for the rest of the LCAP, the content of this section should be clearly and meaningfully related to the content included in the subsequent sections of the LCAP.

Requirements and Instructions

General Information – Briefly describe the LEA, its schools, and its students in grades TK–12, as applicable to the LEA. For example, information about an LEA in terms of geography, enrollment, or employment, the number and size of specific schools, recent community challenges, and other such information as an LEA wishes to include can enable a reader to more fully understand an LEA's LCAP.

Reflections: Successes – Based on a review of performance on the state indicators and local performance indicators included in the Dashboard, progress toward LCAP goals, local self-assessment tools, input from educational partners, and any other information, what progress is the LEA most proud of and how does the LEA plan to maintain or build upon that success? This may include identifying specific examples of how past increases or improvements in services for foster youth, English learners, and low-income students have led to improved performance for these students.

Reflections: Identified Need – Referring to the Dashboard, identify: (a) any state indicator for which overall performance was in the “Red” or “Orange” performance category or any local indicator where the LEA received a “Not Met” or “Not Met for Two or More Years” rating AND (b) any state indicator for which performance for any student group was two or more performance levels below the “all student” performance. What steps is the LEA planning to take to address these areas of low performance and performance gaps? An LEA that is required to include a goal to address one or more consistently low-performing student groups or low-performing schools must identify that it is required to include this goal and must also identify the applicable student group(s) and/or school(s). Other needs may be identified using locally collected data including data collected to inform the self-reflection tools and reporting local indicators on the Dashboard.

LCAP Highlights – Identify and briefly summarize the key features of this year's LCAP.

Comprehensive Support and Improvement – An LEA with a school or schools identified for comprehensive support and improvement (CSI) under the Every Student Succeeds Act must respond to the following prompts:

- **Schools Identified:** Identify the schools within the LEA that have been identified for CSI.
- **Support for Identified Schools:** Describe how the LEA has or will support the identified schools in developing CSI plans that included a school-level needs assessment, evidence-based interventions, and the identification of any resource inequities to be addressed through the implementation of the CSI plan.
- **Monitoring and Evaluating Effectiveness:** Describe how the LEA will monitor and evaluate the implementation and effectiveness of the CSI plan to support student and school improvement.

Engaging Educational Partners

Purpose

Significant and purposeful engagement of parents, students, educators, and other educational partners, including those representing the student groups identified by LCFF, is critical to the development of the LCAP and the budget process. Consistent with statute, such engagement should support comprehensive strategic planning, accountability, and improvement across the state priorities and locally identified priorities (*EC* Section 52064[e][1]). Engagement of educational partners is an ongoing, annual process.

This section is designed to reflect how the engagement of educational partners influenced the decisions reflected in the adopted LCAP. The goal is to allow educational partners that participated in the LCAP development process and the broader public understand how the LEA engaged educational partners and the impact of that engagement. LEAs are encouraged to keep this goal in the forefront when completing this section.

Statute and regulations specify the educational partners that school districts and COEs must consult when developing the LCAP: teachers, principals, administrators, other school personnel, local bargaining units of the LEA, parents, and students. Before adopting the LCAP, school districts and COEs must share it with the Parent Advisory Committee and, if applicable, to its English Learner Parent Advisory Committee. The superintendent is required by statute to respond in writing to the comments received from these committees. School districts and COEs must also consult with the special education local plan area administrator(s) when developing the LCAP.

Statute requires charter schools to consult with teachers, principals, administrators, other school personnel, parents, and students in developing the LCAP. The LCAP should also be shared with, and LEAs should request input from, schoolsite-level advisory groups, as applicable (e.g., schoolsite councils, English Learner Advisory Councils, student advisory groups, etc.), to facilitate alignment between schoolsite and district-level goals and actions.

Information and resources that support effective engagement, define student consultation, and provide the requirements for advisory group composition, can be found under Resources on the following web page of the CDE's website: <https://www.cde.ca.gov/re/lc/>.

Requirements and Instructions

Below is an excerpt from the 2018–19 *Guide for Annual Audits of K–12 Local Education Agencies and State Compliance Reporting*, which is provided to highlight the legal requirements for engagement of educational partners in the LCAP development process:

Local Control and Accountability Plan:

For county offices of education and school districts only, verify the LEA:

- a) Presented the local control and accountability plan to the parent advisory committee in accordance with Education Code section 52062(a)(1) or 52068(a)(1), as appropriate.
- b) If applicable, presented the local control and accountability plan to the English learner parent advisory committee, in accordance with Education Code section 52062(a)(2) or 52068(a)(2), as appropriate.

- c) Notified members of the public of the opportunity to submit comments regarding specific actions and expenditures proposed to be included in the local control and accountability plan in accordance with Education Code section 52062(a)(3) or 52068(a)(3), as appropriate.
- d) Held at least one public hearing in accordance with Education Code section 52062(b)(1) or 52068(b)(1), as appropriate.
- e) Adopted the local control and accountability plan in a public meeting in accordance with Education Code section 52062(b)(2) or 52068(b)(2), as appropriate.

Prompt 1: “A summary of the process used to engage educational partners and how this engagement was considered before finalizing the LCAP.”

Describe the engagement process used by the LEA to involve educational partners in the development of the LCAP, including, at a minimum, describing how the LEA met its obligation to consult with all statutorily required educational partners as applicable to the type of LEA. A sufficient response to this prompt must include general information about the timeline of the process and meetings or other engagement strategies with educational partners. A response may also include information about an LEA’s philosophical approach to engaging its educational partners.

Prompt 2: “A summary of the feedback provided by specific educational partners.”

Describe and summarize the feedback provided by specific educational partners. A sufficient response to this prompt will indicate ideas, trends, or inputs that emerged from an analysis of the feedback received from educational partners.

Prompt 3: “A description of the aspects of the LCAP that were influenced by specific input from educational partners.”

A sufficient response to this prompt will provide educational partners and the public with clear, specific information about how the engagement process influenced the development of the LCAP. The response must describe aspects of the LCAP that were influenced by or developed in response to the educational partner feedback described in response to Prompt 2. This may include a description of how the LEA prioritized requests of educational partners within the context of the budgetary resources available or otherwise prioritized areas of focus within the LCAP. For the purposes of this prompt, “aspects” of an LCAP that may have been influenced by educational partner input can include, but are not necessarily limited to:

- Inclusion of a goal or decision to pursue a Focus Goal (as described below)
- Inclusion of metrics other than the statutorily required metrics
- Determination of the desired outcome on one or more metrics
- Inclusion of performance by one or more student groups in the Measuring and Reporting Results subsection
- Inclusion of action(s) or a group of actions
- Elimination of action(s) or group of actions
- Changes to the level of proposed expenditures for one or more actions

- Inclusion of action(s) as contributing to increased or improved services for unduplicated services
- Determination of effectiveness of the specific actions to achieve the goal
- Determination of material differences in expenditures
- Determination of changes made to a goal for the ensuing LCAP year based on the annual update process
- Determination of challenges or successes in the implementation of actions

Goals and Actions

Purpose

Well-developed goals will clearly communicate to educational partners what the LEA plans to accomplish, what the LEA plans to do in order to accomplish the goal, and how the LEA will know when it has accomplished the goal. A goal statement, associated metrics and expected outcomes, and the actions included in the goal should be in alignment. The explanation for why the LEA included a goal is an opportunity for LEAs to clearly communicate to educational partners and the public why, among the various strengths and areas for improvement highlighted by performance data and strategies and actions that could be pursued, the LEA decided to pursue this goal, and the related metrics, expected outcomes, actions, and expenditures.

A well-developed goal can be focused on the performance relative to a metric or metrics for all students, a specific student group(s), narrowing performance gaps, or implementing programs or strategies expected to impact outcomes. LEAs should assess the performance of their student groups when developing goals and the related actions to achieve such goals.

Requirements and Instructions

LEAs should prioritize the goals, specific actions, and related expenditures included within the LCAP within one or more state priorities. LEAs should consider performance on the state and local indicators, including their locally collected and reported data for the local indicators that are included in the Dashboard in determining whether and how to prioritize its goals within the LCAP.

In order to support prioritization of goals, the LCAP template provides LEAs with the option of developing three different kinds of goals:

- **Focus Goal:** A Focus Goal is relatively more concentrated in scope and may focus on a fewer number of metrics to measure improvement. A Focus Goal statement will be time bound and make clear how the goal is to be measured.
- **Broad Goal:** A Broad Goal is relatively less concentrated in its scope and may focus on improving performance across a wide range of metrics.
- **Maintenance of Progress Goal:** A Maintenance of Progress Goal includes actions that may be ongoing without significant changes and allows an LEA to track performance on any metrics not addressed in the other goals of the LCAP.

At a minimum, the LCAP must address all LCFF priorities and associated metrics.

Focus Goal(s)

Goal Description: The description provided for a Focus Goal must be specific, measurable, and time bound. An LEA develops a Focus Goal to address areas of need that may require or benefit from a more specific and data intensive approach. The Focus Goal can explicitly reference the metric(s) by which achievement of the goal will be measured and the time frame according to which the LEA expects to achieve the goal.

Explanation of why the LEA has developed this goal: Explain why the LEA has chosen to prioritize this goal. An explanation must be based on Dashboard data or other locally collected data. LEAs must describe how the LEA identified this goal for focused attention, including relevant consultation with educational partners. LEAs are encouraged to promote transparency and understanding around the decision to pursue a focus goal.

Broad Goal

Goal Description: Describe what the LEA plans to achieve through the actions included in the goal. The description of a broad goal will be clearly aligned with the expected measurable outcomes included for the goal. The goal description organizes the actions and expected outcomes in a cohesive and consistent manner. A goal description is specific enough to be measurable in either quantitative or qualitative terms. A broad goal is not as specific as a focus goal. While it is specific enough to be measurable, there are many different metrics for measuring progress toward the goal.

Explanation of why the LEA has developed this goal: Explain why the LEA developed this goal and how the actions and metrics grouped together will help achieve the goal.

Maintenance of Progress Goal

Goal Description: Describe how the LEA intends to maintain the progress made in the LCFF State Priorities not addressed by the other goals in the LCAP. Use this type of goal to address the state priorities and applicable metrics not addressed within the other goals in the LCAP. The state priorities and metrics to be addressed in this section are those for which the LEA, in consultation with educational partners, has determined to maintain actions and monitor progress while focusing implementation efforts on the actions covered by other goals in the LCAP.

Explanation of why the LEA has developed this goal: Explain how the actions will sustain the progress exemplified by the related metrics.

Required Goals

In general, LEAs have flexibility in determining what goals to include in the LCAP and what those goals will address; however, beginning with the development of the 2022–23 LCAP, LEAs that meet certain criteria are required to include a specific goal in their LCAP.

Consistently low-performing student group(s) criteria: An LEA is eligible for Differentiated Assistance for three or more consecutive years based on the performance of the same student group or groups in the Dashboard. A list of the LEAs required to include a goal in the LCAP based on student group performance, and the student group(s) that lead to identification, may be found on the CDE’s Local Control Funding Formula web page at <https://www.cde.ca.gov/fg/aa/lc/>.

- **Consistently low-performing student group(s) goal requirement:** An LEA meeting the consistently low-performing student group(s) criteria must include a goal in its LCAP focused on improving the performance of the student group or groups that led to the LEA’s eligibility for Differentiated

Assistance. This goal must include metrics, outcomes, actions, and expenditures specific to addressing the needs of, and improving outcomes for, this student group or groups. An LEA required to address multiple student groups is not required to have a goal to address each student group; however, each student group must be specifically addressed in the goal. This requirement may not be met by combining this required goal with another goal.

- **Goal Description:** Describe the outcomes the LEA plans to achieve to address the needs of, and improve outcomes for, the student group or groups that led to the LEA's eligibility for Differentiated Assistance.
- **Explanation of why the LEA has developed this goal:** Explain why the LEA is required to develop this goal, including identifying the student group(s) that lead to the LEA being required to develop this goal, how the actions and associated metrics included in this goal differ from previous efforts to improve outcomes for the student group(s), and why the LEA believes the actions, metrics, and expenditures included in this goal will help achieve the outcomes identified in the goal description.

Low-performing school(s) criteria: The following criteria only applies to a school district or COE with two or more schools; it does not apply to a single-school district. A school district or COE has one or more schools that, for two consecutive years, received the two lowest performance levels on all but one of the state indicators for which the school(s) receive performance levels in the Dashboard and the performance of the "All Students" student group for the LEA is at least one performance level higher in all of those indicators. A list of the LEAs required to include a goal in the LCAP based on school performance, and the school(s) that lead to identification, may be found on the CDE's Local Control Funding Formula web page at <https://www.cde.ca.gov/fg/aa/lc/>.

- **Low-performing school(s) goal requirement:** A school district or COE meeting the low-performing school(s) criteria must include a goal in its LCAP focusing on addressing the disparities in performance between the school(s) and the LEA as a whole. This goal must include metrics, outcomes, actions, and expenditures specific to addressing the needs of, and improving outcomes for, the students enrolled at the low-performing school or schools. An LEA required to address multiple schools is not required to have a goal to address each school; however, each school must be specifically addressed in the goal. This requirement may not be met by combining this goal with another goal.
- **Goal Description:** Describe what outcomes the LEA plans to achieve to address the disparities in performance between the students enrolled at the low-performing school(s) and the students enrolled at the LEA as a whole.
- **Explanation of why the LEA has developed this goal:** Explain why the LEA is required to develop this goal, including identifying the schools(s) that lead to the LEA being required to develop this goal; how the actions and associated metrics included in this goal differ from previous efforts to improve outcomes for the school(s); and why the LEA believes the actions, metrics, and expenditures included in this goal will help achieve the outcomes for students enrolled at the low-performing school or schools identified in the goal description.

Measuring and Reporting Results:

For each LCAP year, identify the metric(s) that the LEA will use to track progress toward the expected outcomes. LEAs are encouraged to identify metrics for specific student groups, as appropriate, including expected outcomes that would reflect narrowing of any existing performance gaps.

Include in the baseline column the most recent data associated with this metric available at the time of adoption of the LCAP for the first year of the three-year plan. LEAs may use data as reported on the 2019 Dashboard for the baseline of a metric only if that data represents the most recent available (e.g., high school graduation rate).

Using the most recent data available may involve reviewing data the LEA is preparing for submission to the California Longitudinal Pupil Achievement Data System (CALPADS) or data that the LEA has recently submitted to CALPADS. Because final 2020–21 outcomes on some metrics may not be computable at the time the 2021–24 LCAP is adopted (e.g., graduation rate, suspension rate), the most recent data available may include a point in time calculation taken each year on the same date for comparability purposes.

The baseline data shall remain unchanged throughout the three-year LCAP.

Complete the table as follows:

- **Metric:** Indicate how progress is being measured using a metric.
- **Baseline:** Enter the baseline when completing the LCAP for 2021–22. As described above, the baseline is the most recent data associated with a metric. Indicate the school year to which the data applies, consistent with the instructions above.
- **Year 1 Outcome:** When completing the LCAP for 2022–23, enter the most recent data available. Indicate the school year to which the data applies, consistent with the instructions above.
- **Year 2 Outcome:** When completing the LCAP for 2023–24, enter the most recent data available. Indicate the school year to which the data applies, consistent with the instructions above.
- **Year 3 Outcome:** When completing the LCAP for 2024–25, enter the most recent data available. Indicate the school year to which the data applies, consistent with the instructions above. The 2024–25 LCAP will be the first year in the next three-year cycle. Completing this column will be part of the Annual Update for that year.
- **Desired Outcome for 2023–24:** When completing the first year of the LCAP, enter the desired outcome for the relevant metric the LEA expects to achieve by the end of the 2023–24 LCAP year.

Timeline for completing the “**Measuring and Reporting Results**” part of the Goal.

Metric	Baseline	Year 1 Outcome	Year 2 Outcome	Year 3 Outcome	Desired Outcome for Year 3 (2023–24)
Enter information in this box when completing the LCAP for 2021–22 .	Enter information in this box when completing the LCAP for 2021–22 .	Enter information in this box when completing the LCAP for 2022–23 . Leave blank until then.	Enter information in this box when completing the LCAP for 2023–24 . Leave blank until then.	Enter information in this box when completing the LCAP for 2024–25 . Leave blank until then.	Enter information in this box when completing the LCAP for 2021–22 or when adding a new metric.

The metrics may be quantitative or qualitative; but at minimum, an LEA’s LCAP must include goals that are measured using all of the applicable metrics for the related state priorities, in each LCAP year as applicable to the type of LEA. To the extent a state priority does not specify one or more metrics (e.g., implementation of state academic content and performance standards), the LEA must identify a metric to use within the LCAP. For these state priorities, LEAs are encouraged to use metrics based on or reported through the relevant self-reflection tool for local indicators within the Dashboard.

Actions: Enter the action number. Provide a short title for the action. This title will also appear in the action tables. Provide a description of the action. Enter the total amount of expenditures associated with this action. Budgeted expenditures from specific fund sources will be provided in the summary tables. Indicate whether the action contributes to meeting the increase or improved services requirement as described in the Increased or Improved Services section using a “Y” for Yes or an “N” for No. (**Note:** for each such action offered on an LEA-wide or schoolwide basis, the LEA will need to provide additional information in the Increased or Improved Summary Section to address the requirements in *California Code of Regulations*, Title 5 [5 CCR] Section 15496(b) in the Increased or Improved Services Section of the LCAP).

Actions for English Learners: School districts, COEs, and charter schools that have a numerically significant English learner student subgroup must include specific actions in the LCAP related to, at a minimum, the language acquisition programs, as defined in *EC* Section 306, provided to students and professional development activities specific to English learners.

Actions for Foster Youth: School districts, COEs, and charter schools that have a numerically significant Foster Youth student subgroup are encouraged to include specific actions in the LCAP designed to meet needs specific to Foster Youth students.

Goal Analysis:

Enter the LCAP Year.

Using actual annual measurable outcome data, including data from the Dashboard, analyze whether the planned actions were effective in achieving the goal. Respond to the prompts as instructed.

- Describe the overall implementation of the actions to achieve the articulated goal. Include a discussion of relevant challenges and successes experienced with the implementation process. This must include any instance where the LEA did not implement a planned action or implemented a planned action in a manner that differs substantively from how it was described in the adopted LCAP.
- Explain material differences between Budgeted Expenditures and Estimated Actual Expenditures and between the Planned Percentages of Improved Services and Estimated Actual Percentages of Improved Services, as applicable. Minor variances in expenditures or percentages do not need to be addressed, and a dollar-for-dollar accounting is not required.
- Describe the effectiveness of the specific actions to achieve the articulated goal as measured by the LEA. In some cases, not all actions in a goal will be intended to improve performance on all of the metrics associated with the goal. When responding to this prompt, LEAs may assess the effectiveness of a single action or group of actions within the goal in the context of performance on a single metric or group of specific metrics within the goal that are applicable to the action(s). Grouping actions with metrics will allow for more robust analysis of whether the strategy the LEA is using to impact a specified set of metrics is working and increase transparency for educational partners. LEAs are encouraged to use such an approach when goals include multiple actions and metrics that are not closely associated.
- Describe any changes made to this goal, expected outcomes, metrics, or actions to achieve this goal as a result of this analysis and analysis of the data provided in the Dashboard or other local data, as applicable.

Increased or Improved Services for Foster Youth, English Learners, and Low-Income Students

Purpose

A well-written Increased or Improved Services section provides educational partners with a comprehensive description, within a single dedicated section, of how an LEA plans to increase or improve services for its unduplicated students in grades TK–12 as compared to all students in grades TK–12, as applicable, and how LEA-wide or schoolwide actions identified for this purpose meet regulatory requirements. Descriptions provided should include sufficient detail yet be sufficiently succinct to promote a broader understanding of educational partners to facilitate their ability to provide input. An LEA’s description in this section must align with the actions included in the Goals and Actions section as contributing.

Requirements and Instructions

Projected LCFF Supplemental and/or Concentration Grants: Specify the amount of LCFF supplemental and concentration grant funds the LEA estimates it will receive in the coming year based on the number and concentration of low income, foster youth, and English learner students.

Projected Additional LCFF Concentration Grant (15 percent): Specify the amount of additional LCFF concentration grant add-on funding, as described in EC Section 42238.02, that the LEA estimates it will receive in the coming year.

Projected Percentage to Increase or Improve Services for the Coming School Year: Specify the estimated percentage by which services for unduplicated pupils must be increased or improved as compared to the services provided to all students in the LCAP year as calculated pursuant to 5 CCR Section 15496(a)(7).

LCFF Carryover — Percentage: Specify the LCFF Carryover — Percentage identified in the LCFF Carryover Table. If a carryover percentage is not identified in the LCFF Carryover Table, specify a percentage of zero (0.00%).

LCFF Carryover — Dollar: Specify the LCFF Carryover — Dollar amount identified in the LCFF Carryover Table. If a carryover amount is not identified in the LCFF Carryover Table, specify an amount of zero (\$0).

Total Percentage to Increase or Improve Services for the Coming School Year: Add the Projected Percentage to Increase or Improve Services for the Coming School Year and the Proportional LCFF Required Carryover Percentage and specify the percentage. This is the LEAs percentage by which services for unduplicated pupils must be increased or improved as compared to the services provided to all students in the LCAP year, as calculated pursuant to 5 CCR Section 15496(a)(7).

Required Descriptions:

For each action being provided to an entire school, or across the entire school district or COE, an explanation of (1) how the needs of foster youth, English learners, and low-income students were considered first, and (2) how these actions are effective in meeting the goals for these students.

For each action included in the Goals and Actions section as contributing to the increased or improved services requirement for unduplicated pupils and provided on an LEA-wide or schoolwide basis, the LEA must include an explanation consistent with 5 CCR Section 15496(b). For any such actions continued into the 2021–24 LCAP from the 2017–2020 LCAP, the LEA must determine whether or not the action was effective as expected, and this determination must reflect evidence of outcome data or actual implementation to date.

Principally Directed and Effective: An LEA demonstrates how an action is principally directed towards and effective in meeting the LEA’s goals for unduplicated students when the LEA explains how:

- It considers the needs, conditions, or circumstances of its unduplicated pupils;
- The action, or aspect(s) of the action (including, for example, its design, content, methods, or location), is based on these considerations; and
- The action is intended to help achieve an expected measurable outcome of the associated goal.

As such, the response provided in this section may rely on a needs assessment of unduplicated students.

Conclusory statements that a service will help achieve an expected outcome for the goal, without an explicit connection or further explanation as to how, are not sufficient. Further, simply stating that an LEA has a high enrollment percentage of a specific student group or groups does not meet the increase or improve services standard because enrolling students is not the same as serving students.

For example, if an LEA determines that low-income students have a significantly lower attendance rate than the attendance rate for all students, it might justify LEA-wide or schoolwide actions to address this area of need in the following way:

After assessing the needs, conditions, and circumstances of our low-income students, we learned that the attendance rate of our low-income students is 7 percent lower than the attendance rate for all students. (Needs, Conditions, Circumstances [Principally Directed])

In order to address this condition of our low-income students, we will develop and implement a new attendance program that is designed to address some of the major causes of absenteeism, including lack of reliable transportation and food, as well as a school climate that does not emphasize the importance of attendance. Goal N, Actions X, Y, and Z provide additional transportation and nutritional resources as well as a districtwide educational campaign on the benefits of high attendance rates. (Contributing Action[s])

These actions are being provided on an LEA-wide basis and we expect/hope that all students with less than a 100 percent attendance rate will benefit. However, because of the significantly lower attendance rate of low-income students, and because the actions meet needs most associated with the chronic stresses and experiences of a socio-economically disadvantaged status, we expect that the attendance rate for our low-income students will increase significantly more than the average attendance rate of all other students. (Measurable Outcomes [Effective In])

COEs and Charter Schools: Describe how actions included as contributing to meeting the increased or improved services requirement on an LEA-wide basis are principally directed to and effective in meeting its goals for unduplicated pupils in the state and any local priorities as described above. In the case of COEs and charter schools, schoolwide and LEA-wide are considered to be synonymous.

For School Districts Only:

Actions Provided on an LEA-Wide Basis:

Unduplicated Percentage > 55 percent: For school districts with an unduplicated pupil percentage of 55 percent or more, describe how these actions are principally directed to and effective in meeting its goals for unduplicated pupils in the state and any local priorities as described above.

Unduplicated Percentage < 55 percent: For school districts with an unduplicated pupil percentage of less than 55 percent, describe how these actions are principally directed to and effective in meeting its goals for unduplicated pupils in the state and any local priorities. Also describe how the actions **are the most effective use of the funds** to meet these goals for its unduplicated pupils. Provide the basis for this determination, including any alternatives considered, supporting research, experience, or educational theory.

Actions Provided on a Schoolwide Basis:

School Districts must identify in the description those actions being funded and provided on a schoolwide basis, and include the required description supporting the use of the funds on a schoolwide basis.

For schools with 40 percent or more enrollment of unduplicated pupils: Describe how these actions are principally directed to and effective in meeting its goals for its unduplicated pupils in the state and any local priorities.

For school districts expending funds on a schoolwide basis at a school with less than 40 percent enrollment of unduplicated pupils: Describe how these actions are principally directed to and how the actions are the most effective use of the funds to meet its goals for foster youth, English learners, and low-income students in the state and any local priorities.

A description of how services for foster youth, English learners, and low-income students are being increased or improved by the percentage required.

Consistent with the requirements of 5 CCR Section 15496, describe how services provided for unduplicated pupils are increased or improved by at least the percentage calculated as compared to the services provided for all students in the LCAP year. To improve services means to grow services in quality and to increase services means to grow services in quantity. Services are increased or improved by those actions in the LCAP that are included in the Goals and Actions section as contributing to the increased or improved services requirement, whether they are provided on an LEA-wide or schoolwide basis or provided on a limited basis to unduplicated students. A limited action is an action that only serves foster youth, English learners, and/or low-income students. This description must address how these action(s) are expected to result in the required proportional increase or improvement in services for unduplicated pupils as compared to the services the LEA provides to all students for the relevant LCAP year.

For any action contributing to meeting the increased or improved services requirement that is associated with a Planned Percentage of Improved Services in the Contributing Summary Table rather than an expenditure of LCFF funds, describe the methodology that was used to determine the contribution of the action towards the proportional percentage. See the instructions for determining the Planned Percentage of Improved Services for information on calculating the Percentage of Improved Services.

A description of the plan for how the additional concentration grant add-on funding identified above will be used to increase the number of staff providing direct services to students at schools that have a high concentration (above 55 percent) of foster youth, English learners, and low-income students, as applicable.

An LEA that receives the additional concentration grant add-on described in EC Section 42238.02 is required to demonstrate how it is using these funds to increase the number of staff who provide direct services to students at schools with an enrollment of unduplicated students that is greater than 55 percent as compared to the number of staff who provide direct services to students at schools with an enrollment of unduplicated students that is equal to or less than 55 percent. The staff who provide direct services to students must be certificated staff and/or classified staff employed by the LEA; classified staff includes custodial staff.

Provide the following descriptions, as applicable to the LEA:

An LEA that does not receive a concentration grant or the concentration grant add-on must indicate that a response to this prompt is not applicable.

Identify the goal and action numbers of the actions in the LCAP that the LEA is implementing to meet the requirement to increase the number of staff who provide direct services to students at schools with an enrollment of unduplicated students that is greater than 55 percent.

An LEA that does not have comparison schools from which to describe how it is using the concentration grant add-on funds, such as an LEA that only has schools with an enrollment of unduplicated students that is greater than 55 percent, must describe how it is using the funds to increase the number of credentialed staff, classified staff, or both, including custodial staff, who provide direct services to students at selected schools and the criteria used to determine which schools require additional staffing support.

In the event that an additional concentration grant add-on is not sufficient to increase staff providing direct services to students at a school with an enrollment of unduplicated students that is greater than 55 percent, the LEA must describe how it is using the funds to retain staff providing direct services to students at a school with an enrollment of unduplicated students that is greater than 55 percent.

Complete the table as follows:

- Provide the staff-to-student ratio of classified staff providing direct services to students with a concentration of unduplicated students that is 55 percent or less and the staff-to-student ratio of classified staff providing direct services to students at schools with a concentration of unduplicated students that is greater than 55 percent, as applicable to the LEA. The LEA may group its schools by grade span (Elementary, Middle/Junior High, and High Schools), as applicable to the LEA. The staff-to-student ratio must be based on the number of full time equivalent (FTE) staff and the number of enrolled students as counted on the first Wednesday in October of each year.
- Provide the staff-to-student ratio of certificated staff providing direct services to students at schools with a concentration of unduplicated students that is 55 percent or less and the staff-to-student ratio of certificated staff providing direct services to students at schools with a concentration of unduplicated students that is greater than 55 percent, as applicable to the LEA. The LEA may group its schools by grade span (Elementary, Middle/Junior High, and High Schools), as applicable to the LEA. The staff-to-student ratio must be based on the number of FTE staff and the number of enrolled students as counted on the first Wednesday in October of each year.

Action Tables

Complete the Data Entry Table for each action in the LCAP. The information entered into this table will automatically populate the other Action Tables. Information is only entered into the Data Entry Table, the Annual Update Table, the Contributing Actions Annual Update Table, and the LCFF Carryover Table. With the exception of the Data Entry Table, the word “input” has been added to column headers to aid in identifying the column(s) where information will be entered. Information is not entered on the remaining Action tables.

The following tables are required to be included as part of the LCAP adopted by the local governing board or governing body:

- Table 1: Total Planned Expenditures Table (for the coming LCAP Year)

- Table 2: Contributing Actions Table (for the coming LCAP Year)
- Table 3: Annual Update Table (for the current LCAP Year)
- Table 4: Contributing Actions Annual Update Table (for the current LCAP Year)
- Table 5: LCFF Carryover Table (for the current LCAP Year)

Note: The coming LCAP Year is the year that is being planned for, while the current LCAP year is the current year of implementation. For example, when developing the 2022–23 LCAP, 2022–23 will be the coming LCAP Year and 2021–22 will be the current LCAP Year.

Data Entry Table

The Data Entry Table may be included in the LCAP as adopted by the local governing board or governing body, but is not required to be included. In the Data Entry Table, input the following information for each action in the LCAP for that applicable LCAP year:

- **LCAP Year:** Identify the applicable LCAP Year.
- **1. Projected LCFF Base Grant:** Provide the total amount of LCFF funding the LEA estimates it will receive for the coming school year, excluding the supplemental and concentration grants and the add-ons for the Targeted Instructional Improvement Grant Program and the Home to School Transportation Program, pursuant to 5 CCR Section 15496(a)(8).

See *EC* sections 2574 (for COEs) and 42238.02 (for school districts and charter schools), as applicable, for LCFF apportionment calculations.

- **2. Projected LCFF Supplemental and/or Concentration Grants:** Provide the total amount of LCFF supplemental and concentration grants the LEA estimates it will receive on the basis of the number and concentration of unduplicated students for the coming school year.
- **3. Projected Percentage to Increase or Improve Services for the Coming School Year:** This percentage will not be entered; it is calculated based on the Projected LCFF Base Grant and the Projected LCFF Supplemental and/or Concentration Grants, pursuant to 5 CCR Section 15496(a)(8). This is the percentage by which services for unduplicated pupils must be increased or improved as compared to the services provided to all students in the coming LCAP year.
- **LCFF Carryover — Percentage:** Specify the LCFF Carryover — Percentage identified in the LCFF Carryover Table from the prior LCAP year. If a carryover percentage is not identified in the LCFF Carryover Table, specify a percentage of zero (0.00%).
- **Total Percentage to Increase or Improve Services for the Coming School Year:** This percentage will not be entered; it is calculated based on the Projected Percentage to Increase or Improve Services for the Coming School Year and the LCFF Carryover —

Percentage. This is the percentage by which the LEA must increase or improve services for unduplicated pupils as compared to the services provided to all students in the coming LCAP year.

- **Goal #:** Enter the LCAP Goal number for the action.
- **Action #:** Enter the action's number as indicated in the LCAP Goal.
- **Action Title:** Provide a title of the action.
- **Student Group(s):** Indicate the student group or groups who will be the primary beneficiary of the action by entering "All," or by entering a specific student group or groups.
- **Contributing to Increased or Improved Services?:** Type "Yes" if the action **is** included as contributing to meeting the increased or improved services; OR, type "No" if the action is **not** included as contributing to meeting the increased or improved services.
- If "Yes" is entered into the Contributing column, then complete the following columns:
 - **Scope:** The scope of an action may be LEA-wide (i.e., districtwide, countywide, or charterwide), schoolwide, or limited. An action that is LEA-wide in scope upgrades the entire educational program of the LEA. An action that is schoolwide in scope upgrades the entire educational program of a single school. An action that is limited in its scope is an action that serves only one or more unduplicated student groups.
 - **Unduplicated Student Group(s):** Regardless of scope, contributing actions serve one or more unduplicated student groups. Indicate one or more unduplicated student groups for whom services are being increased or improved as compared to what all students receive.
 - **Location:** Identify the location where the action will be provided. If the action is provided to all schools within the LEA, the LEA must indicate "All Schools." If the action is provided to specific schools within the LEA or specific grade spans only, the LEA must enter "Specific Schools" or "Specific Grade Spans." Identify the individual school or a subset of schools or grade spans (e.g., all high schools or grades transitional kindergarten through grade five), as appropriate.
- **Time Span:** Enter "ongoing" if the action will be implemented for an indeterminate period of time. Otherwise, indicate the span of time for which the action will be implemented. For example, an LEA might enter "1 Year," or "2 Years," or "6 Months."
- **Total Personnel:** Enter the total amount of personnel expenditures utilized to implement this action.
- **Total Non-Personnel:** This amount will be automatically calculated based on information provided in the Total Personnel column and the Total Funds column.

- **LCFF Funds:** Enter the total amount of LCFF funds utilized to implement this action, if any. LCFF funds include all funds that make up an LEA’s total LCFF target (i.e., base grant, grade span adjustment, supplemental grant, concentration grant, Targeted Instructional Improvement Block Grant, and Home-To-School Transportation).
 - **Note:** For an action to contribute towards meeting the increased or improved services requirement it must include some measure of LCFF funding. The action may also include funding from other sources, however the extent to which an action contributes to meeting the increased or improved services requirement is based on the LCFF funding being used to implement the action.
- **Other State Funds:** Enter the total amount of Other State Funds utilized to implement this action, if any.
- **Local Funds:** Enter the total amount of Local Funds utilized to implement this action, if any.
- **Federal Funds:** Enter the total amount of Federal Funds utilized to implement this action, if any.
- **Total Funds:** This amount is automatically calculated based on amounts entered in the previous four columns.
- **Planned Percentage of Improved Services:** For any action identified as contributing, being provided on a Limited basis to unduplicated students, and that does not have funding associated with the action, enter the planned quality improvement anticipated for the action as a percentage rounded to the nearest hundredth (0.00%). A limited action is an action that only serves foster youth, English learners, and/or low-income students.
 - As noted in the instructions for the Increased or Improved Services section, when identifying a Planned Percentage of Improved Services, the LEA must describe the methodology that it used to determine the contribution of the action towards the proportional percentage. The percentage of improved services for an action corresponds to the amount of LCFF funding that the LEA estimates it would expend to implement the action if it were funded.

For example, an LEA determines that there is a need to analyze data to ensure that instructional aides and expanded learning providers know what targeted supports to provide to students who are foster youth. The LEA could implement this action by hiring additional staff to collect and analyze data and to coordinate supports for students, which the LEA estimates would cost \$165,000. Instead, the LEA chooses to utilize a portion of existing staff time to analyze data relating to students who are foster youth. This analysis will then be shared with site principals who will use the data to coordinate services provided by instructional assistants and expanded learning providers to target support to students. In this example, the LEA would divide the estimated cost of \$165,000 by the amount of LCFF Funding identified in the Data Entry Table and then convert the quotient to a percentage. This percentage is the Planned Percentage of Improved Service for the action.

Contributing Actions Table

As noted above, information will not be entered in the Contributing Actions Table; however, the ‘Contributing to Increased or Improved Services?’ column will need to be checked to ensure that only actions with a “Yes” are displaying. If actions with a “No” are displayed or if actions that are contributing are not displaying in the column, use the drop-down menu in the column header to filter only the “Yes” responses.

Annual Update Table

In the Annual Update Table, provide the following information for each action in the LCAP for the relevant LCAP year:

- **Estimated Actual Expenditures:** Enter the total estimated actual expenditures to implement this action, if any.

Contributing Actions Annual Update Table

In the Contributing Actions Annual Update Table, check the ‘Contributing to Increased or Improved Services?’ column to ensure that only actions with a “Yes” are displaying. If actions with a “No” are displayed or if actions that are contributing are not displaying in the column, use the drop-down menu in the column header to filter only the “Yes” responses. Provide the following information for each contributing action in the LCAP for the relevant LCAP year:

- **6. Estimated Actual LCFF Supplemental and/or Concentration Grants:** Provide the total amount of LCFF supplemental and concentration grants the LEA estimates it will actually receive based on of the number and concentration of unduplicated students in the current school year.
- **Estimated Actual Expenditures for Contributing Actions:** Enter the total estimated actual expenditure of LCFF funds used to implement this action, if any.
- **Estimated Actual Percentage of Improved Services:** For any action identified as contributing, being provided on a Limited basis only to unduplicated students, and that does not have funding associated with the action, enter the total estimated actual quality improvement anticipated for the action as a percentage rounded to the nearest hundredth (0.00%).
 - Building on the example provided above for calculating the Planned Percentage of Improved Services, the LEA in the example implements the action. As part of the annual update process, the LEA reviews implementation and student outcome data and determines that the action was implemented with fidelity and that outcomes for foster youth students improved. The LEA reviews the original estimated cost for the action and determines that had it hired additional staff to collect and analyze data and to coordinate supports for students that estimated actual cost would have been \$169,500 due to a cost of living adjustment. The LEA would divide the estimated actual cost of \$169,500 by the amount of LCFF Funding identified in the Data Entry Table and then convert the quotient to a percentage. This percentage is the Estimated Actual Percentage of Improved Services for the action.

LCFF Carryover Table

- **9. Estimated Actual LCFF Base Grant:** Provide the total amount of LCFF funding the LEA estimates it will receive for the current school year, excluding the supplemental and concentration grants and the add-ons for the Targeted Instructional Improvement Grant Program and the Home to School Transportation Program, pursuant to 5 CCR Section 15496(a)(8).

- **10. Total Percentage to Increase or Improve Services for the Current School Year:** This percentage will not be entered. The percentage is calculated based on the amounts of the Estimated Actual LCFF Base Grant (9) and the Estimated Actual LCFF Supplemental and/or Concentration Grants (6), pursuant to 5 CCR Section 15496(a)(8), plus the LCFF Carryover – Percentage from the prior year. This is the percentage by which services for unduplicated pupils must be increased or improved as compared to the services provided to all students in the current LCAP year.

Calculations in the Action Tables

To reduce the duplication of effort of LEAs, the Action Tables include functionality such as pre-population of fields and cells based on the information provided in the Data Entry Table, the Annual Update Summary Table, and the Contributing Actions Table. For transparency, the functionality and calculations used are provided below.

Contributing Actions Table

- 4. Total Planned Contributing Expenditures (LCFF Funds)
 - This amount is the total of the Planned Expenditures for Contributing Actions (LCFF Funds) column
- 5. Total Planned Percentage of Improved Services
 - This percentage is the total of the Planned Percentage of Improved Services column
- Planned Percentage to Increase or Improve Services for the coming school year (4 divided by 1, plus 5)
 - This percentage is calculated by dividing the Total Planned Contributing Expenditures (4) by the Projected LCFF Base Grant (1), converting the quotient to a percentage, and adding it to the Total Planned Percentage of Improved Services (5).

Contributing Actions Annual Update Table

Pursuant to *EC* Section 42238.07(c)(2), if the Total Planned Contributing Expenditures (4) is less than the Estimated Actual LCFF Supplemental and Concentration Grants (6), the LEA is required to calculate the difference between the Total Planned Percentage of Improved Services (5) and the Total Estimated Actual Percentage of Improved Services (7). If the Total Planned Contributing Expenditures (4) is equal to or greater than the Estimated Actual LCFF Supplemental and Concentration Grants (6), the Difference Between Planned and Estimated Actual Percentage of Improved Services will display “Not Required.”

- 6. Estimated Actual LCFF Supplemental and Concentration Grants
 - This is the total amount of LCFF supplemental and concentration grants the LEA estimates it will actually receive based on of the number and concentration of unduplicated students in the current school year.
- 4. Total Planned Contributing Expenditures (LCFF Funds)
 - This amount is the total of the Last Year's Planned Expenditures for Contributing Actions (LCFF Funds)

- 7. Total Estimated Actual Expenditures for Contributing Actions
 - This amount is the total of the Estimated Actual Expenditures for Contributing Actions (LCFF Funds)
- Difference Between Planned and Estimated Actual Expenditures for Contributing Actions (Subtract 7 from 4)
 - This amount is the Total Estimated Actual Expenditures for Contributing Actions (7) subtracted from the Total Planned Contributing Expenditures (4)
- 5. Total Planned Percentage of Improved Services (%)
 - This amount is the total of the Planned Percentage of Improved Services column
- 8. Total Estimated Actual Percentage of Improved Services (%)
 - This amount is the total of the Estimated Actual Percentage of Improved Services column
- Difference Between Planned and Estimated Actual Percentage of Improved Services (Subtract 5 from 8)
 - This amount is the Total Planned Percentage of Improved Services (5) subtracted from the Total Estimated Actual Percentage of Improved Services (8)

LCFF Carryover Table

- 10. Total Percentage to Increase or Improve Services for the Current School Year (6 divided by 9 + Carryover %)
 - This percentage is the Estimated Actual LCFF Supplemental and/or Concentration Grants (6) divided by the Estimated Actual LCFF Base Grant (9) plus the LCFF Carryover – Percentage from the prior year.
- 11. Estimated Actual Percentage of Increased or Improved Services (7 divided by 9, plus 8)
 - This percentage is the Total Estimated Actual Expenditures for Contributing Actions (7) divided by the LCFF Funding (9), then converting the quotient to a percentage and adding the Total Estimated Actual Percentage of Improved Services (8).
- 12. LCFF Carryover — Dollar Amount LCFF Carryover (Subtract 11 from 10 and multiply by 9)
 - If the Estimated Actual Percentage of Increased or Improved Services (11) is less than the Estimated Actual Percentage to Increase or Improve Services (10), the LEA is required to carry over LCFF funds.

The amount of LCFF funds is calculated by subtracting the Estimated Actual Percentage to Increase or Improve Services (11) from the Estimated Actual Percentage of Increased or Improved Services (10) and then multiplying by the Estimated Actual LCFF Base Grant (9). This amount is the amount of LCFF funds that is required to be carried over to the coming year.

- 13. LCFF Carryover — Percentage (12 divided by 9)
 - This percentage is the unmet portion of the Percentage to Increase or Improve Services that the LEA must carry over into the coming LCAP year. The percentage is calculated by dividing the LCFF Carryover (12) by the LCFF Funding (9).

California Department of Education
January 2022