


















# K

Reading







# Identify Consonant Pairs





**Directions:** Each uppercase consonant has a matching lowercase letter that shares the same sound. Color each star that contains a matching pair.







# Sounds of Hh, Mm, and Kk

Directions: Say the name of each picture. Write the letter pair under the picture that represents its beginning sound.




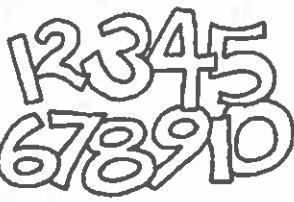
1.  Hh	2.  Mm	3.  Kk	4.  
--	--	---	--





5.  	6.  	7.  	8.  
---	---	--	---





9.  	10.  	11.  	12.  
--	---	--	---

# Sounds of Ll, Dd, and Nn

**Directions:** Say the name of each picture. Write the letter pair under the picture that represents its beginning sound.





1.  _____ _____ _____	2.  _____ Dd _____	3.  _____ Nn _____	4.  _____ _____ _____
--	---	--	--

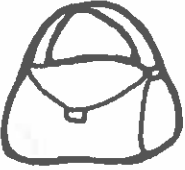



5.  _____ _____ _____	6.  _____ _____ _____	7.  _____ _____ _____	8.  _____ _____ _____
---	---	--	---





9.  _____ _____ _____	10.  _____ _____ _____	11.  _____ _____ _____	12.  _____ _____ _____
--	---	--	---

# Sounds of Pp, Qq, and Vv

Directions: Say the name of each picture. Write the letter pair under the picture that represents its beginning sound.

1.  Pp	2.  Qq	3.  Vv	4.  _____
---	---	--	--

5.  _____	6.  _____	7.  _____	8.  _____
---	---	--	---

9.  _____	10.  _____	11.  _____	12.  _____
--	---	--	---

Name \_\_\_\_\_



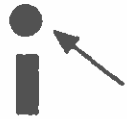

Word Familie:  
-at, -o



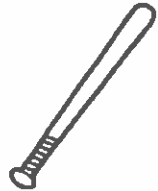
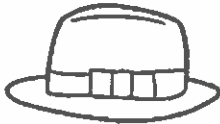

# Flip-Flop

Name each picture.

 Write the word.

 Color.

 <p>-ot</p>	 _____	 _____
		 _____

 <p>-at</p>	 _____	 _____
	 _____	 _____

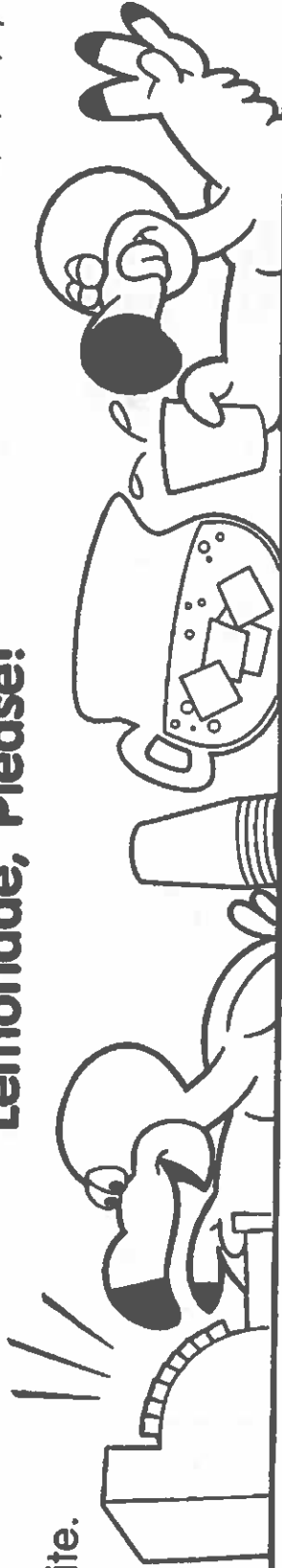
Name \_\_\_\_\_

Word Families

-an, -at, -ock, -op

# Lemonade, Please!

 Write.



fan



cat



mop



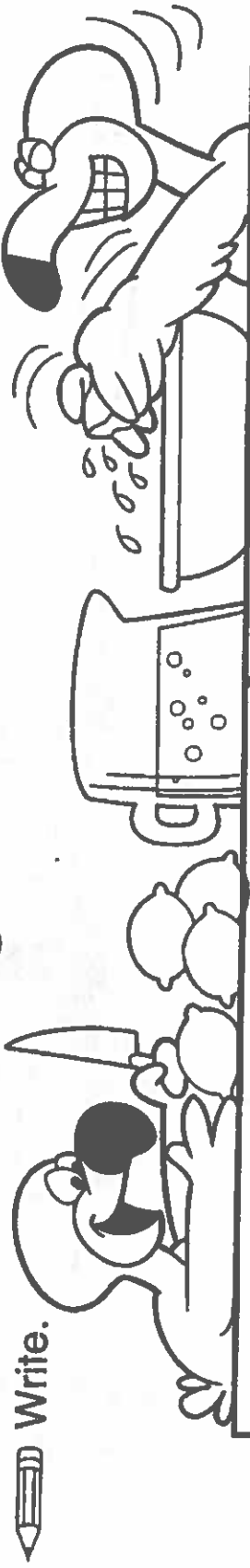
sock














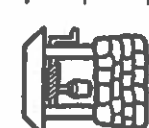
Name \_\_\_\_\_

Word Families  
-ell, -est, -in, -ip

# Making Homemade Lemonade!



 Write.











 <b>fin</b>	 	 <b>lip</b>	 
 <b>nest</b>	 	 <b>shell</b>	 



Name \_\_\_\_\_






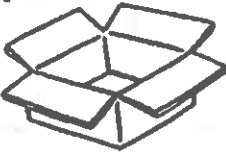





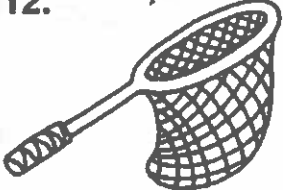




# Prairie Playtime

 Write the ending sound.



# Final Consonants

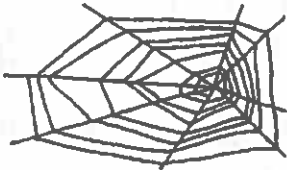

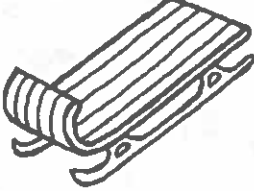





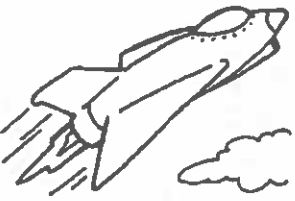


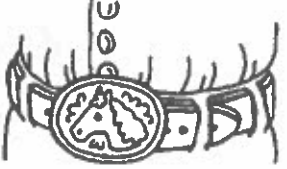
**Directions:** Say the name of each picture, listening to the ending sound. Print the letter that is the ending sound.

1.  _____ _____ _____	2.  _____ _____ _____	3.  _____ _____ _____	4.  _____ _____ _____
5.  _____ _____ _____	6.  _____ _____ _____	7.  _____ _____ _____	8.  _____ _____ _____
9.  _____ _____ _____	10.  _____ _____ _____	11.  _____ _____ _____	12.  _____ _____ _____
13.  _____ _____ _____	14.  _____ _____ _____	15.  _____ _____ _____	16.  _____ _____ _____

# Short Ee

Ee

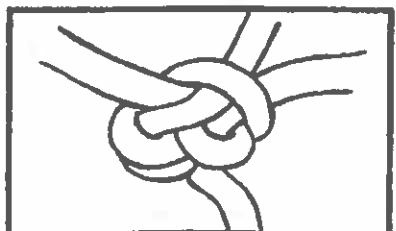


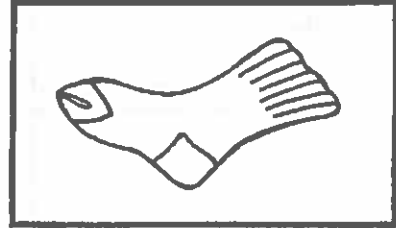
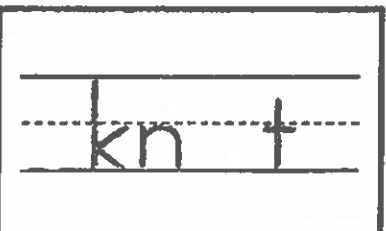
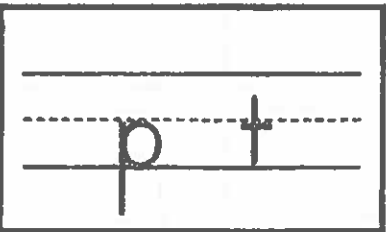
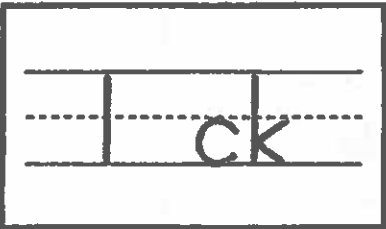
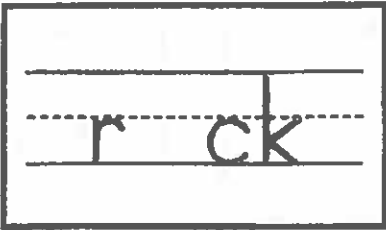
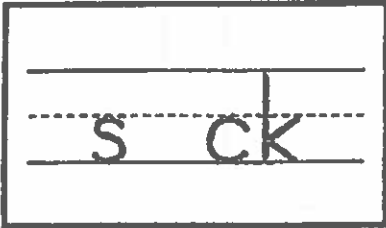
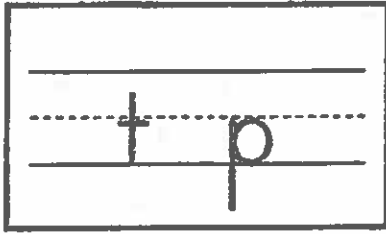
Directions: Say the name of each picture. Circle the correct word.

1.  web wed wet	2.  net hen hat	3.  sled sat send	4.  pen pan pet
5.  nat not net	6.  bad bed dab	7.  tan ton ten	8.  bell ball lap
9.  jam jar jet	10.  met men map	11.  net nest neck	12.  belt bet bolt

# Short Oo







**Directions:** Write the missing o in each word. Then draw a line from the word to its matching picture.








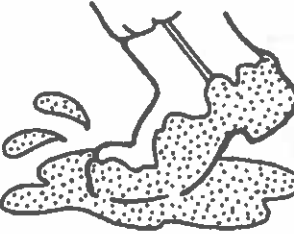


# Short Uu

Uu

Directions: Say the name of each picture. Circle its name.













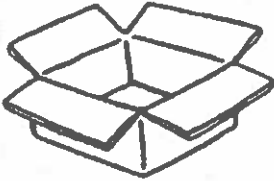



1.  mud mug bug	2.  cub tab tub	3.  run bug bun	4.  up cup pup
--	--	---	---

5.  rub sun sub	6.  rut cut cat	7.  up cup pup	8.  luck tuck tug
---	---	---	---

9.  muff mud puff	10.  mug mud bud	11.  gull dull gum	12.  hat nut hut
--	---	--	---

# Short Vowel Review

**Directions:** Name each picture below. Print the missing beginning and ending letters to complete each word.

1. 	2. 	3. 	4. 
u	i	a	o
5. 	6. 	7. 	8. 
u	u	e	o
9. 	10. 	11. 	12. 
a	e	i	o
13. 	14. 	15. 	16. 
o	e	i	u

Name \_\_\_\_\_



Additi  
Adding to



# Bessie's Blooms







Write how many are in each set.



Add.



 
_____ + _____ = _____



 
_____ + _____ = _____



 
_____ + _____ = _____



 
_____ + _____ = _____


 
_____ + _____ = _____

 
_____ + _____ = _____

 
_____ + _____ = _____

 
_____ + _____ = _____

 
_____ + _____ = _____


_____ + _____ = _____



Name \_\_\_\_\_

Addition  
Adding to 5

# Forever Flowers













Count the sets.

Add.



Color the answer.



	5		1
	3		4
	4		2
	3		1
	2		5
	3		2
	3		4
	4		5
	3		2
	1		1






Name \_\_\_\_\_


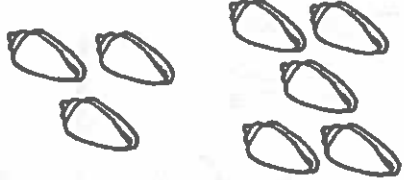

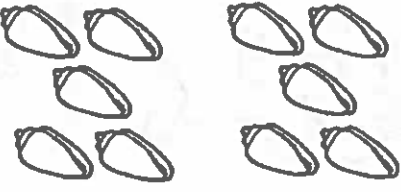




Addition  
Adding to 10

# Heaps of Seashells

Add.

 Write the number sentence.



 ____ + ____ = ____	 ____ + ____ = ____
 ____ + ____ = ____	 ____ + ____ = ____
 ____ + ____ = ____	 ____ + ____ = ____
 ____ + ____ = ____	 ____ + ____ = ____

# Writing Numbers










Carefully trace over the numbers. Start at the big dot.




Name \_\_\_\_\_

# Plenty of Parachutes


 Write the letter of the ending sound.




## Five



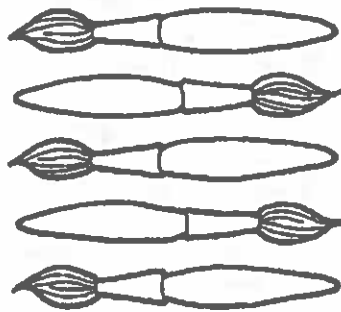
3 4 5



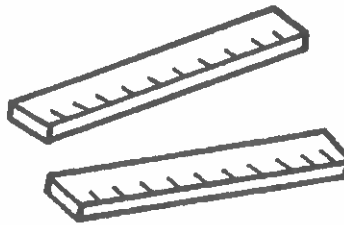
3 4 5



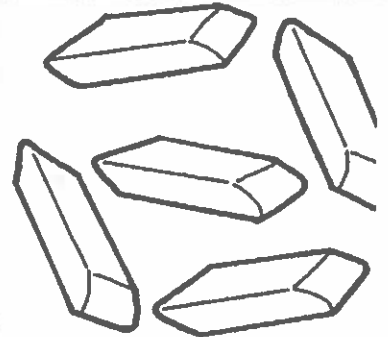
2 3 4



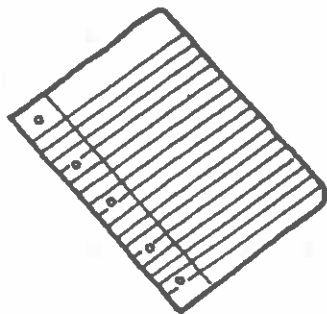
3 4 5



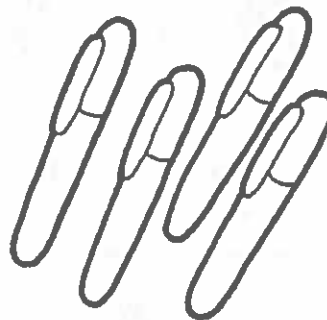
2 3 4



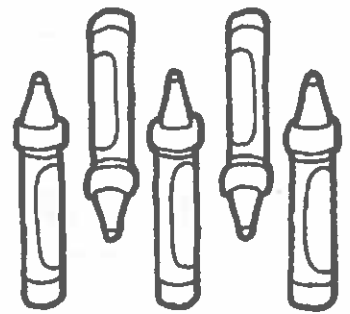
3 4 5



1 2 3



3 4 5



3 4 5

Copyright © 1985 by Harcourt Brace Jovanovich, Inc. All rights reserved.

Ring the number


## Nine




7      8      9




7      8      9




6      7      8




6      7      8




7      8      9



7      8      9



7      8      9

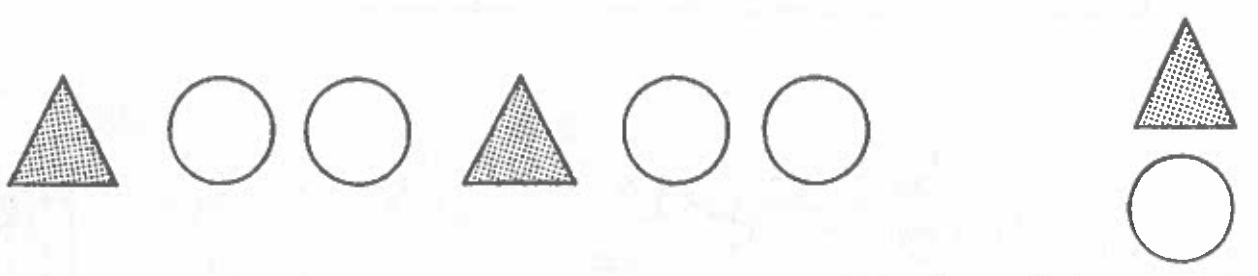
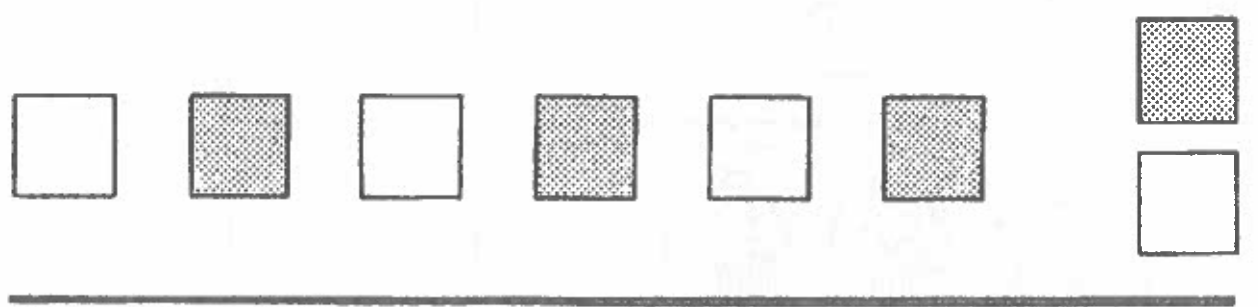
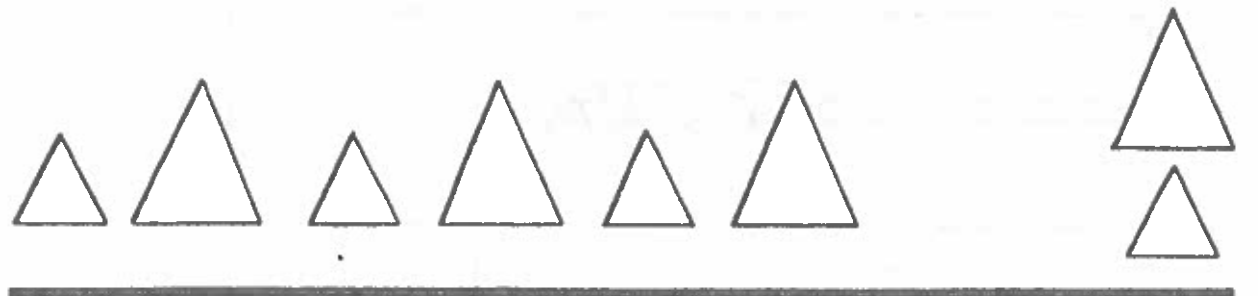
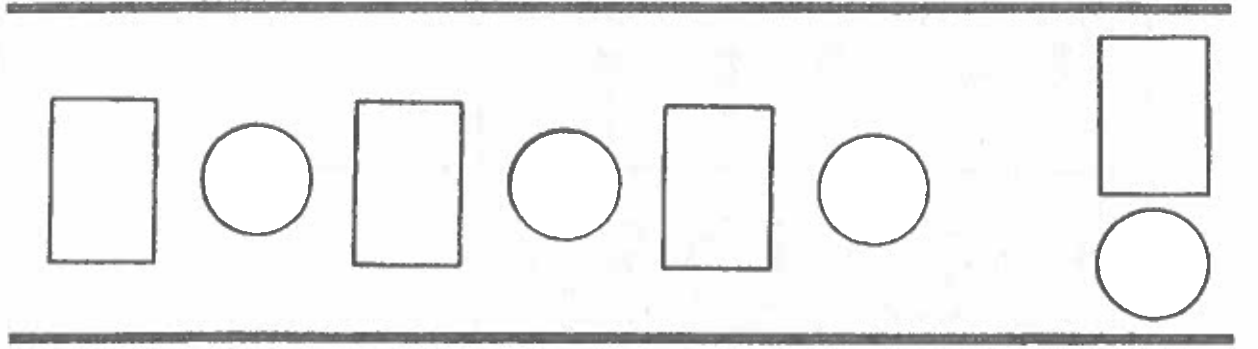
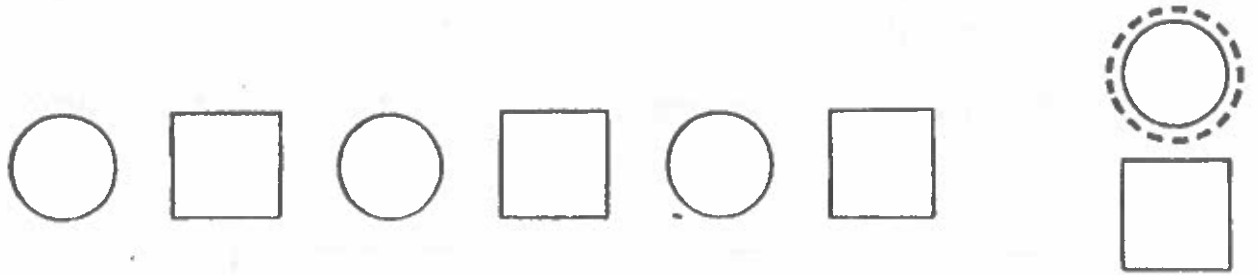


6      7      8

Ring the number.

Use with text pages 77-78.

## Patterns



Copyright © 1983 by Harcourt Brace Jovanovich, Inc. All rights reserved.


Ring the one that comes next.

Use with text pages 63-64.

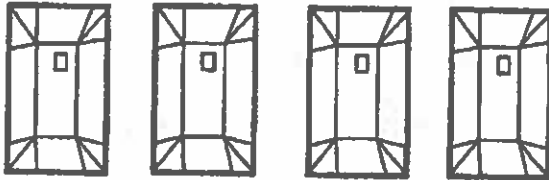
Name \_\_\_\_\_

Number \_\_\_\_\_  
Identifying one through \_\_\_\_\_

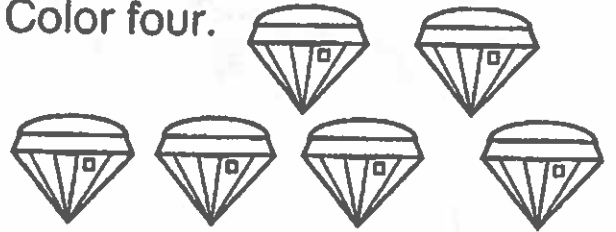
# Cinderella's Jewels



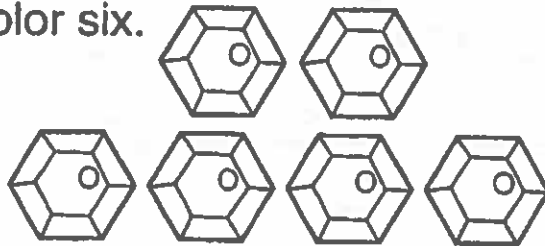
Color two.



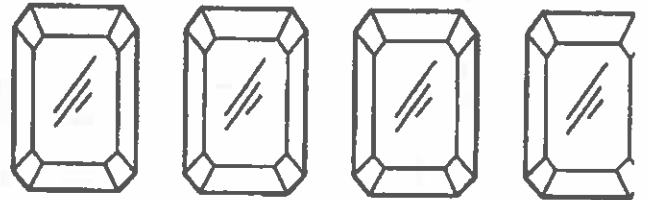
Color four.



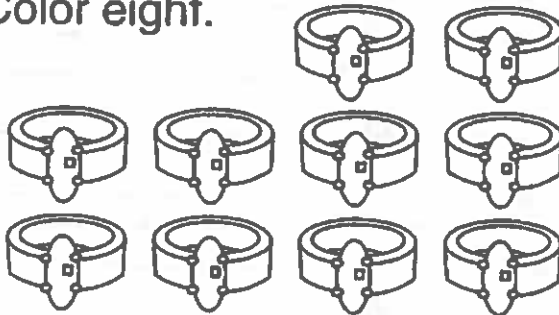
Color six.




Color three.




Color eight.



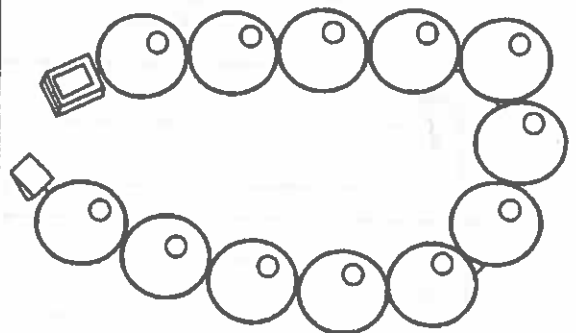
Color seven.



Color ten.



Color nine.



Name \_\_\_\_\_

Number Wc  
Identifying one through

# Jack's Journey

 Draw a line to match.

two	1
five	3
one	5
four	2
three	4
eight	7
ten	10
nine	6
six	9
seven	8






Name \_\_\_\_\_

# Lost in Space

Skip counting  
by fives

Help the alien find its planet.

Count by fives. Write the numbers on the space stations.



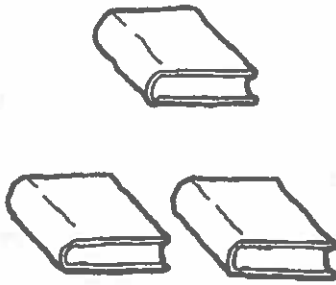
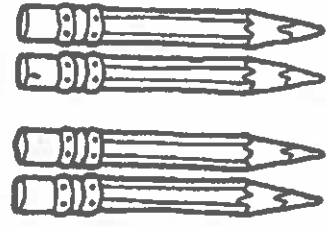
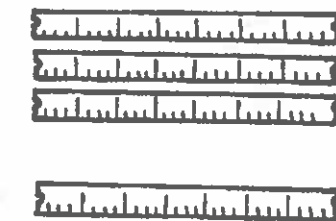

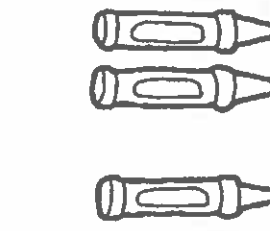
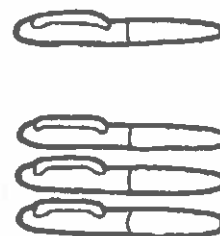
name \_\_\_\_\_

# PRACTICE

WORKSHEET

**63**  
A

## Sums to 4


$$\begin{array}{r} 1 \\ + 2 \\ \hline 3 \\ \hline \end{array}$$

$$\begin{array}{r} 2 \\ + 2 \\ \hline \\ \hline \end{array}$$

$$\begin{array}{r} 3 \\ + 1 \\ \hline \\ \hline \end{array}$$

$$\begin{array}{r} 1 \\ + 1 \\ \hline \\ \hline \end{array}$$

$$\begin{array}{r} 2 \\ + 1 \\ \hline \\ \hline \end{array}$$

$$\begin{array}{r} 1 \\ + 3 \\ \hline \\ \hline \end{array}$$

Copyright © 1985 by Harcourt Brace Jovanovich, Inc. All rights reserved.

Use with text pages 141-142.

Write how many in all.  
Go on to Worksheet 63B.

## Adding 1

$$\begin{array}{r} \triangle \\ \triangle \\ \hline \square \end{array}$$

$$\begin{array}{r} \triangle \triangle \\ \triangle \\ \hline \square \end{array}$$

$$\begin{array}{r} \triangle \\ \triangle \triangle \\ \triangle \\ \hline \square \end{array}$$

$$\begin{array}{r} \triangle \triangle \\ \triangle \triangle \\ \triangle \\ \hline \square \end{array}$$

$$\begin{array}{r} \triangle \triangle \\ \triangle \\ \triangle \triangle \\ \triangle \\ \hline \square \end{array}$$

$$\begin{array}{r} \triangle \triangle \triangle \\ \triangle \triangle \triangle \\ \triangle \\ \hline \square \end{array}$$

Copyright © 1985 by Harcourt Brace Jovanovich, Inc. All rights reserved.

$$\begin{array}{r} 1 \\ + 1 \\ \hline \square \end{array}$$


$$\begin{array}{r} 2 \\ + 1 \\ \hline \square \end{array}$$

$$\begin{array}{r} 3 \\ + 1 \\ \hline \square \end{array}$$


$$\begin{array}{r} 4 \\ + 1 \\ \hline \square \end{array}$$

Write how many in all.


**Sums to 6**




$$\begin{array}{r} 2 \\ + 3 \\ \hline 5 \\ \hline \end{array}$$



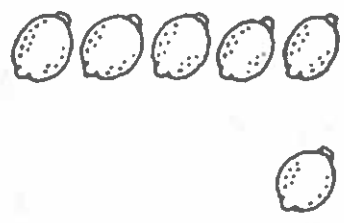
$$\begin{array}{r} 4 \\ + 2 \\ \hline \\ \hline \end{array}$$




$$\begin{array}{r} 3 \\ + 3 \\ \hline \\ \hline \end{array}$$



$$\begin{array}{r} 1 \\ + 4 \\ \hline \\ \hline \end{array}$$



$$\begin{array}{r} 5 \\ + 1 \\ \hline \\ \hline \end{array}$$




$$\begin{array}{r} 2 \\ + 2 \\ \hline \\ \hline \end{array}$$




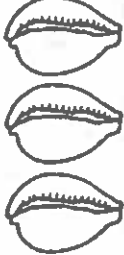


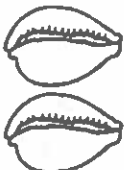
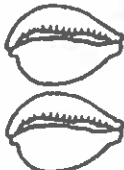
Name \_\_\_\_\_

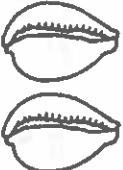



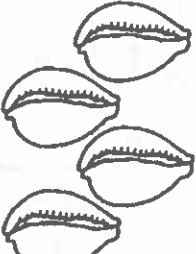

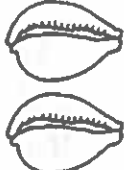

# Lots of Shells!

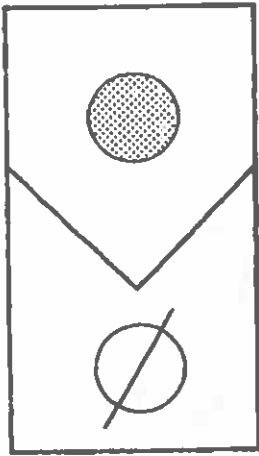


Add.  
Circle.



 + 	1 2
 + 	5 4
 + 	3 4
 + 	4 5

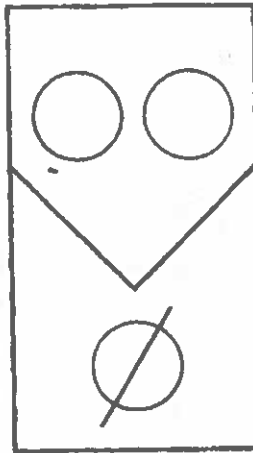
 + 	2 3
 + 	3 4
 + 	5 4
 + 	4 2

**Subtraction**

$$\begin{array}{r} 2 \\ - 1 \\ \hline \end{array}$$


---

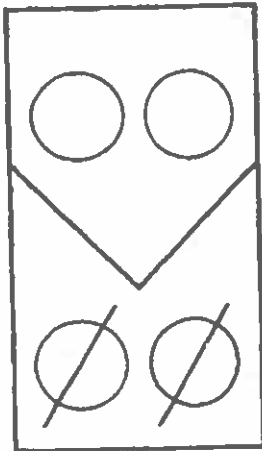

$$\begin{array}{r} \phantom{0} \\ - \phantom{0} \\ \hline \end{array}$$



$$\begin{array}{r} 3 \\ - 1 \\ \hline \end{array}$$


---

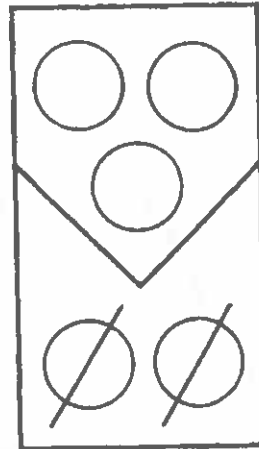

$$\begin{array}{r} \phantom{0} \\ - \phantom{0} \\ \hline \end{array}$$



$$\begin{array}{r} 4 \\ - 2 \\ \hline \end{array}$$


---

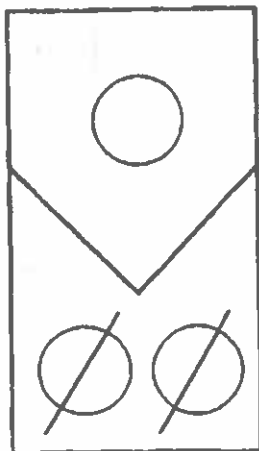

$$\begin{array}{r} \phantom{0} \\ - \phantom{0} \\ \hline \end{array}$$



$$\begin{array}{r} 5 \\ - 2 \\ \hline \end{array}$$


---

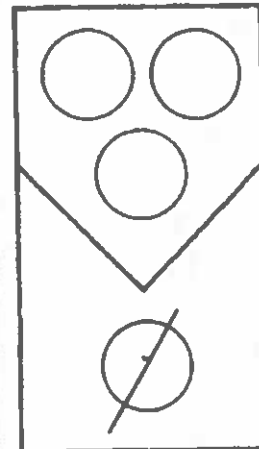

$$\begin{array}{r} \phantom{0} \\ - \phantom{0} \\ \hline \end{array}$$



$$\begin{array}{r} 3 \\ - 2 \\ \hline \end{array}$$


---


$$\begin{array}{r} \phantom{0} \\ - \phantom{0} \\ \hline \end{array}$$



$$\begin{array}{r} 4 \\ - 1 \\ \hline \end{array}$$


---


$$\begin{array}{r} \phantom{0} \\ - \phantom{0} \\ \hline \end{array}$$

Color the circles to show how many are left. Write how many are left.

**Subtracting 1**

$$\begin{array}{r} \triangle \quad 2 \\ \cancel{\triangle} \quad -1 \\ \hline \square \end{array}$$

$$\begin{array}{r} \triangle \triangle \quad 3 \\ \cancel{\triangle} \quad -1 \\ \hline \square \end{array}$$

$$\begin{array}{r} \triangle \triangle \quad 4 \\ \triangle \cancel{\triangle} \quad -1 \\ \hline \square \end{array}$$

$$\begin{array}{r} \triangle \triangle \quad 5 \\ \triangle \triangle \quad 5 \\ \cancel{\triangle} \quad -1 \\ \hline \square \end{array}$$

$$\begin{array}{r} \triangle \triangle \quad 6 \\ \triangle \triangle \quad 6 \\ \triangle \cancel{\triangle} \quad -1 \\ \hline \square \end{array}$$

$$\begin{array}{r} \triangle \triangle \quad 7 \\ \triangle \triangle \quad 7 \\ \triangle \triangle \quad 7 \\ \cancel{\triangle} \quad -1 \\ \hline \square \end{array}$$

$$\begin{array}{r} 5 \\ -1 \\ \hline \square \end{array}$$

$$\begin{array}{r} 4 \\ -1 \\ \hline \square \end{array}$$

$$\begin{array}{r} 3 \\ -1 \\ \hline \square \end{array}$$

$$\begin{array}{r} 2 \\ -1 \\ \hline \square \end{array}$$

**Write how many are left.**