

ACCT #	ACCT NAME	BUDGETED	MTD ACTIVITY	YTD ACTIVITY	BALANCE	MTD%	YTD%
	GENERAL FUND						
100-411-100-0000	Property Taxes		0.00	0.00			
100-411-200-0000	Supplemental Levy	245,000.00CR	0.00	0.00	245,000.00CR	0%	0%
100-411-300-0000	Emergency Levy		0.00	0.00			
100-411-400-0000	Tort	931.00CR	0.00	0.00	931.00CR	0%	0%
100-413-000-0000	Interest and Penalty	2,000.00CR	121.82CR	1,158.05CR	841.95CR	6%	58%
100-415-100-0000	Investment Earnings	24,000.00CR	913.14CR	5,259.64CR	18,740.36CR	4%	22%
100-419-200-0000	Contributions/Donations		0.00	0.00			
100-419-900-0000	Other Local Income		0.00	3,360.03CR			
102-419-900-0000	Other Local Income		0.00	0.00			
100-431-100-0000	Base Support	3,785,838.66CR	0.00	3,055,719.00CR	730,119.66CR	0%	81%
100-431-101-0000	Entitlement	1,585,572.00CR	0.00	1,233,363.00CR	352,209.00CR	0%	78%
100-431-200-0000	Transportation	249,281.00CR	0.00	0.00	249,281.00CR	0%	0%
100-431-300-0000	Transportation-Block Grant		0.00	0.00			
100-431-400-0000	Lottery Funded Support		0.00	0.00			
100-431-600-0000	Tuition Equivalency		0.00	0.00			
100-431-800-0000	Benefit Apportionment	741,645.79CR	0.00	0.00	741,645.79CR	0%	0%
100-431-900-0000	Other State Support	30,000.00CR	0.00	0.00	30,000.00CR	0%	0%
101-431-900-0000	Other State Support	162,000.00CR	0.00	157,755.00CR	4,245.00CR	0%	97%
103-431-900-0000	Other State Support		0.00	0.00			
105-431-900-0000	Other State Support	38,800.00CR	0.00	0.00	38,800.00CR	0%	0%
107-431-900-0000	Other State Support	25,000.00CR	0.00	25,179.00CR	179.00	0%	101%
110-431-900-0000	Other State Support	85,004.00CR	0.00	85,551.00CR	547.00	0%	101%
100-438-100-0000	Property Tax Replacement	2,600.00CR	0.00	1,346.41CR	1,253.59CR	0%	52%
100-438-200-0000	Ag Property Tax Replacement	23,282.00CR	0.00	5,820.50CR	17,461.50CR	0%	25%
100-439-000-0000	Other State Revenue	1,000.00CR	28,508.00CR	29,376.14CR	28,376.14	999%	999%
100-439-200-0000	Classroom Supplies Grant		0.00	0.00			
100-439-300-0000	State Textbook Grant		0.00	0.00			
100-445-900-0000	Other Indirect Restricted Federal		0.00	0.00			
102-445-900-0000	Idaho Rebounds-CVRF		360,307.00CR	360,307.00CR			
100-460-000-0000	Transfers In		0.00	0.00			
	TOTAL REVENUES	7,001,954.45CR	389,849.96CR	4,964,194.77CR	2,037,759.68CR	6%	71%
	Elementary Salaries	1,112,875.00	91,288.49	542,805.01	570,069.99	8%	49%
	Elementary Benefits	370,620.00	30,863.70	189,696.52	180,923.48	8%	51%
	Elementary Purchased Services		0.00	349.75			
	Elementary Supplies	72,159.00	1,254.26	29,709.43	42,449.57	2%	41%
	Elementary Capital Outlay	1,000.00	0.00	4,950.00	3,950.00CR	0%	495%
	Total Elementary	1,556,654.00	123,406.45	767,510.71	789,143.29	8%	49%
	5th & 6th Grade Salaries	381,100.00	31,116.33	178,145.95	202,954.05	8%	47%
	5th & 6th Grade Benefits	128,060.00	10,153.37	58,806.08	69,253.92	8%	46%
	5th & 6th Grade Purchased Services	500.00	0.00	252.00	248.00	0%	50%
	5th & 6th Grade Supplies	25,350.00	0.00	3,693.88	21,656.12	0%	15%
	5th & 6th Grade Capital Outlay	5,400.00	0.00	0.00	5,400.00	0%	0%
	7th & 8th Grade Salaries	469,600.00	38,523.23	241,699.64	227,900.36	8%	51%
	7th & 8th Grade Benefits	160,560.00	13,069.64	82,803.22	77,756.78	8%	52%
	7th & 8th Grade Purchased Services	1,500.00	0.00	219.88	1,280.12	0%	15%
	7th & 8th Grade Supplies	25,630.00	566.18	15,709.23	9,920.77	2%	61%
	7th & 8th Grade Capital Outlay	500.00	0.00	308.00	192.00	0%	62%
	Total Middle School	1,198,200.00	93,428.75	581,637.88	616,562.12	8%	49%
	Secondary Salaries	742,200.00	63,365.69	372,750.55	369,449.45	9%	50%
	Secondary Benefits	266,200.00	23,018.07	141,827.88	124,372.12	9%	53%
	Secondary Purchased Services	1,200.00	149.00	437.00	763.00	12%	36%
	Secondary Supplies	51,048.00	33,948.85	57,497.34	6,449.34CR	67%	113%
	Secondary Capital Outlay	4,300.00	538.85	1,039.41	3,260.59	13%	24%
	Total Secondary	1,064,948.00	121,020.46	573,552.18	491,395.82	11%	54%
	Alternative Salaries	12,500.00	0.00	0.00	12,500.00	0%	0%
	Alternative Benefits	2,471.00	0.00	0.00	2,471.00	0%	0%
	Total Alternative	14,971.00	0.00	0.00	14,971.00	0%	0%
	PTE Salaries	140,000.00	11,510.40	72,237.60	67,762.40	8%	52%
	PTE Benefits	51,000.00	3,903.91	23,677.44	27,322.56	8%	46%
	Total PTE	191,000.00	15,414.31	95,915.04	95,084.96	8%	50%
	Special Education Salaries	178,930.00	13,732.27	78,042.12	100,887.88	8%	44%
	Special Education Benefits	70,255.00	8,921.97	29,824.27	40,430.73	13%	42%
	Special Ed Purchased Services	251,894.45	32,375.39	32,375.39	219,519.06	13%	13%
	Special Ed Supplies	1,830.00	0.00	333.92	1,496.08	0%	18%
	Special Ed Capital Outlay		0.00	0.00			
	Total Special Education	502,909.45	55,029.63	140,575.70	362,333.75	11%	28%
	Special Ed Preschool Salaries	50,700.00	4,141.35	25,425.79	25,274.21	8%	50%
	Special Ed Preschool Benefits	18,050.00	1,408.77	10,388.00	7,662.00	8%	58%
	Special Ed Preschool Purch Serv		0.00	0.00			
	Special Ed Preschool Supplies		0.00	0.00			
	Special Ed Preschool Cap. Outlay		0.00	0.00			
	Total Special Ed Preschool	68,750.00	5,550.12	35,813.79	32,936.21	8%	52%
	Gifted & Talented Salaries		0.00	0.00			
	Gifted & Talented Benefits		0.00	0.00			
	Gifted & Talented Purchased Serv		0.00	0.00			


ACCT #	ACCT NAME	BUDGETED	MTD ACTIVITY	YTD ACTIVITY	BALANCE	MTD%	YTD%
	Gifted & Talented Supplies	4,500.00	0.00	0.00	4,500.00	0%	0%
	Gifted & Talented Capital Outlay		0.00	0.00			
	Total Gifted & Talented	4,500.00	0.00	0.00	4,500.00	0%	0%
	Interscholastic Salaries	100,000.00	5,548.51	43,528.70	56,471.30	6%	44%
	Interscholastic Benefits	10,400.00	327.66	2,724.29	7,675.71	3%	26%
	Interscholastic Purchased Services	9,000.00	2,682.83	6,210.83	2,789.17	30%	69%
	Interscholastic Supplies		464.00	23,403.80			
	Interscholastic Capital Outlay		0.00	0.00			
	Total Interscholastic	119,400.00	9,023.00	75,867.62	43,532.38	8%	64%
	School Activity Salaries	7,000.00	688.40	3,630.60	3,369.40	10%	52%
	School Activity Benefits	2,450.00	235.17	1,224.33	1,225.67	10%	50%
	School Activity Purchased Services		0.00	0.00			
	School Activity Supplies		0.00	0.00			
	School Activity Capital Outlay		0.00	0.00			
	Total School Activities	9,450.00	923.57	4,854.93	4,595.07	10%	51%
	Guidance Salaries	56,200.00	8,451.12	49,861.14	6,338.86	15%	89%
	Guidance Benefits	18,550.00	2,902.75	16,883.10	1,666.90	16%	91%
	Guidance Purchased Services	500.00	0.00	0.00	500.00	0%	0%
	Guidance Supplies	3,000.00	30.00	1,795.43	1,204.57	1%	60%
	Guidance Capital Outlay		0.00	0.00			
	Total Guidance	78,250.00	11,383.87	68,539.67	9,710.33	15%	88%
	Spec Ed Support Salaries		0.00	0.00			
	Spec Ed Support Benefits		0.00	0.00			
	Spec Ed Support Purchased Services		0.00	0.00			
	Spec Ed Support Supplies		0.00	0.00			
	Spec Ed Support Capital Outlay		0.00	0.00			
	Total Special Ed Support		0.00	0.00			
	Instruction Improvement Salaries		0.00	0.00			
	Instruction Improvement Benefits		0.00	0.00			
	Instruction Improvement Purch Serv	3,500.00	550.00	2,460.00	1,040.00	16%	70%
	Instruction Improvement Supplies	25,000.00	0.00	20,769.63	4,230.37	0%	83%
	Total Instruction Improvement	28,500.00	550.00	23,229.63	5,270.37	2%	82%
	Educational Media Salaries	117,200.00	10,024.37	60,662.34	56,537.66	9%	52%
	Education Media Benefits	45,900.00	3,771.84	22,580.75	23,319.25	8%	49%
	Educational Media Supplies	11,100.00	2,006.60	3,644.76	7,455.24	18%	33%
	Educational Media Capital Outlay		0.00	0.00			
	Total Educational Media	174,200.00	15,802.81	86,887.85	87,312.15	9%	50%
	Instructional Technology Salaries		0.00	0.00			
	Instructional Technology Benefits		195.85	1,082.84			
	Total Instructional Technology		195.85	1,082.84			
	District Office Salaries	18,000.00	1,448.80	8,873.90	9,126.10	8%	49%
	District Office Benefits	9,000.00	729.17	4,324.67	4,675.33	8%	48%
	District Office Purchased Services		0.00	191.35			
	District Office Supplies		0.00	0.00			
	Total District Office	27,000.00	2,177.97	13,389.92	13,610.08	8%	50%
	District Administration Salaries	103,000.00	8,583.33	51,499.98	51,500.02	8%	50%
	District Admin Benefits	28,100.00	1,958.50	27,185.62	914.38	7%	97%
	District Admin Purchased Services	22,500.00	120.47	19,021.14	3,478.86	1%	85%
	District Admin Supplies	20,000.00	236.32	19,384.22	615.78	1%	97%
	District Admin Capital Outlay		0.00	2,227.99			
	Total District Administration	173,600.00	10,898.62	119,318.95	54,281.05	6%	69%
	Total Salaries - CVRF		188,232.80	188,232.80			
	Total Benefits-CVRF		36,411.69	36,411.69			
102-681-550-0000	Bus Purchase		0.00	91,120.00			
	Total - CVRF		224,644.49	315,764.49			
	School Admin Salaries	282,250.00	23,560.90	141,544.92	140,705.08	8%	50%
	School Admin Benefits	110,750.00	8,333.26	50,790.32	59,959.68	8%	46%
	School Admin Purchased Services	7,250.00	0.00	13,953.24	6,703.24CR	0%	192%
	School Admin Supplies	500.00	0.00	90.24	409.76	0%	18%
	School Admin Capital Outlay		0.00	0.00			
	Total School Administration	400,750.00	31,894.16	206,378.72	194,371.28	8%	51%
	Business Operations Salaries	115,000.00	9,562.32	57,610.92	57,389.08	8%	50%
	Business Operations Benefits	120,750.00	3,258.12	34,210.98	86,539.02	3%	28%
	Business Operations Purchased Serv	16,500.00	206.34	6,118.35	10,381.65	1%	37%
	Business Operations Supplies	2,000.00	0.00	0.00	2,000.00	0%	0%
	Business Operations Capital Outlay		0.00	0.00			
	Total Business Operations	254,250.00	13,026.78	97,940.25	156,309.75	5%	39%

ACCT #	ACCT NAME	BUDGETED	MTD ACTIVITY	YTD ACTIVITY	BALANCE	MTD%	YTD%
	Administrative Tech Salaries	92,000.00	7,640.40	48,088.46	43,911.54	8%	52%
	Administrative Tech Benefits	33,150.00	2,472.72	14,718.37	18,431.63	7%	44%
	Administrative Tech Purchased Serv	33,000.00	967.30	20,261.71	12,738.29	3%	61%
	Administrative Tech Supplies	5,377.00	0.00	970.04	4,406.96	0%	18%
	Administrative Tech Capital Outlay	4,500.00	0.00	0.00	4,500.00	0%	0%
	Total Administrative Tech	168,027.00	11,080.42	84,038.58	83,988.42	7%	50%
	Building & Care Salaries	112,750.00	8,843.01	53,570.57	59,179.43	8%	48%
	Building & Care Benefits	56,400.00	3,946.05	23,508.07	32,891.93	7%	42%
	Building & Care Purchased Services	281,000.00	17,659.21	79,408.39	201,591.61	6%	28%
	Building & Care Supplies	45,000.00	8,684.25	23,975.19	21,024.81	19%	53%
	Building & Care Capital Outlay		0.00	0.00			
100-661-710-0000	Building & Care-Custodial Property	76,000.00	0.00	79,563.00	(3,563.00)	0%	105%
	Total Building & Care	571,150.00	39,132.52	260,025.22	311,124.78	7%	46%
	Building Maintenance Salaries	35,000.00	10,669.91	60,893.46	25,893.46CR	30%	174%
	Building Maintenance Benefits	14,550.00	3,957.92	22,787.20	8,237.20CR	27%	157%
	Building Maintenance Purchased Ser	5,000.00	1,664.97	16,693.03	11,693.03CR	33%	334%
	Building Maintenance Supplies	5,000.00	1,009.23	20,836.92	15,836.92CR	20%	417%
	Building Maintenance Capital Outla		13,500.00	14,219.64			
	Total Building Maintenance	59,550.00	30,802.03	135,430.25	75,880.25CR	52%	227%
	Total Security		0.00	0.00			
	Transportation Salaries	131,000.00	9,231.12	49,513.18	81,486.82	7%	38%
	Transportation Benefits	36,850.00	2,426.80	12,895.81	23,954.19	7%	35%
	Transportation Purchased Services	47,750.00	9,601.15	17,115.59	30,634.41	20%	36%
	Transportation Supplies	45,750.00	4,480.66	11,149.20	34,600.80	10%	24%
	Transportation Capital Outlay	57,500.00	0.00	113,789.43	56,289.43CR	0%	198%
	Total Student Transportation	318,850.00	25,739.73	204,463.21	114,386.79	8%	64%
	Activity Transportation Salaries	20,000.00	769.44	3,602.63	16,397.37	4%	18%
	Activity Transportation Benefits	3,795.00	84.99	387.67	3,407.33	2%	10%
	Activity Transportation Reimburse	15,000.00CR	0.00	9,141.70CR	5,858.30CR	0%	61%
	Total Activity Transportation	8,795.00	854.43	5,151.40CR	13,946.40	10%	58%
	Food Service Benefits	8,250.00	685.57	4,071.47	4,178.53	8%	49%
100-720-320-0000	Purchased Services		0.00	0.00			
	Summer Institute Purchased Service		0.00	0.00			
100-920-810-0000	Transfers Out		0.00	0.00			
100-950-850-0000	Contingency		0.00	0.00			
100-999-998-0000	Benefit Expense/Credits		0.00	8,157.06CR			
100-999-999-0000	PAYROLL TAX TRANSFER		0.00	14.67CR			
	TOTAL EXPENSES	7,001,954.45	842,665.54	3,882,965.77	3,118,988.68	12%	55%
			452,815.58	1,081,229.00CR			

ACCT #	ACCT NAME	BUDGETED	MTD ACTIVITY	YTD ACTIVITY	BALANCE	MTD%	YTD%
RESTRICTED CONTRIBUTIONS							
111-419-200-0000	Donations/Contributions		0.00	0.00			
	TOTAL REVENUES		0.00	0.00			
111-514-410-0000	Middle School Supplies		0.00	0.00			
111-515-550-0000	Secondary Capital Outlay		0.00	0.00			
111-622-440-0000	Library Elementary Books		0.00	0.00			
111-622-441-0000	Library Middle School Books		0.00	0.00			
111-622-442-0000	Library Secondary Books		0.00	0.00			
111-664-550-0000	Maintenance Capital Outlay		0.00	0.00			
111-710-550-0000	Child Nutrition Capital Outlay		0.00	0.00			
	TOTAL EXPENSES		0.00	0.00			
			0.00	0.00			

DRAFT

ACCT #	ACCT NAME	BUDGETED	MTD ACTIVITY	YTD ACTIVITY	BALANCE	MTD%	YTD%
DRIVER'S EDUCATION							
241-414-100-0000	Student Fees	6,500.00CR	0.00	0.00	6,500.00CR	0%	0%
241-419-900-0000	Other Local Income		0.00	0.00			
241-432-100-0000	State Drivers Education Grant	5,000.00CR	0.00	0.00	5,000.00CR	0%	0%
TOTAL REVENUES		11,500.00CR	0.00	0.00	11,500.00CR	0%	0%
=====							
241-541-110-0000	Driver's Ed Teacher Salaries	8,000.00	925.00	5,818.25	2,181.75	12%	73%
241-541-210-0000	Driver's Ed Retirement	960.00	110.45	694.70	265.30	12%	72%
241-541-220-0000	FICA	640.00	65.93	419.41	220.59	10%	66%
241-541-240-0000	Health Insurance		5.58	34.28			
241-541-270-0000	Workers' Compensation		0.00	0.00			
241-541-280-0000	Sick Leave		0.00	0.00			
241-541-320-0000	Purchased Services	350.00	0.00	9,965.00CR	10,315.00	0%	999%
241-541-410-0000	Supplies	1,550.00	123.65	421.96	1,128.04	8%	27%
241-541-440-0000	Textbooks		0.00	0.00			
241-541-550-0000	Capital Outlay		0.00	0.00			
TOTAL EXPENSES		11,500.00	1,230.61	2,576.40CR	14,076.40	11%	21%
		=====	=====	=====	=====	=====	=====
			1,230.61	2,576.40CR			



ACCT #	ACCT NAME	BUDGETED	MTD ACTIVITY	YTD ACTIVITY	BALANCE	MTD%	YTD%
PTE - BUSINESS TECHNOLOGY							
242-419-200-0000	Contributions/Donations		0.00	0.00			
242-432-400-0000	Other State Revenue	9,876.00CR	9,876.00CR	9,876.00CR	0.00	100%	100%
	TOTAL REVENUES	9,876.00CR	9,876.00CR	9,876.00CR	0.00	100%	100%
242-515-110-0000	Salaries	2,100.00	196.76	1,180.59	919.41	9%	56%
242-515-210-0000	Retirement	255.00	23.49	140.95	114.05	9%	55%
242-515-220-0000	FICA	175.00	14.98	89.90	85.10	9%	51%
242-515-240-0000	Health & Life Insurance		1.89	10.24			
242-515-280-0000	Sick Leave		0.00	0.00			
242-515-320-0000	Purchased Services	320.00	0.00	0.00	320.00	0%	0%
242-515-380-0000	Travel	2,541.00	0.00	50.00	2,491.00	0%	2%
242-515-410-0000	Supplies	4,485.00	0.00	3,011.33	1,473.67	0%	67%
242-515-550-0000	Capital Outlay		0.00	0.00			
	TOTAL EXPENSES	9,876.00	237.12	4,483.01	5,392.99	2%	45%
			9,638.88CR	5,392.99CR			

DRAFT

ACCT #	ACCT NAME	BUDGETED	MTD ACTIVITY	YTD ACTIVITY	BALANCE	MTD%	YTD%
PTE - ENGINEERING TECHNOLOGY							
243-419-200-0000	Contributions/Donations		0.00	0.00			
243-432-400-0000	Other State Revenue	9,876.00CR	9,876.00CR	9,876.00CR	0.00	100%	100%
TOTAL REVENUES		9,876.00CR	9,876.00CR	9,876.00CR	0.00	100%	100%
243-515-110-0000	Engineering Tech Salaries	2,200.00	222.80	1,336.83	863.17	10%	61%
243-515-210-0000	Retirement	300.00	26.60	159.61	140.39	9%	53%
243-515-220-0000	FICA	200.00	16.98	101.89	98.11	8%	51%
243-515-240-0000	Health & Life Insurance		1.55	9.02			
243-515-280-0000	Sick Leave		0.00	0.00			
243-515-320-0000	Purchased Services	500.00	0.00	0.00	500.00	0%	0%
243-515-380-0000	Travel	2,000.00	0.00	0.00	2,000.00	0%	0%
243-515-410-0000	Supplies	4,676.00	88.23	5,659.02	(983.02)	2%	121%
243-515-550-0000	Capital Outlay		0.00	0.00			
243-517-321-0000	LOCAL CONSORTIUM LCSI		0.00	0.00			
TOTAL EXPENSES		9,876.00	356.16	7,266.37	2,609.63	4%	74%
			9,519.84CR	2,609.63CR			

DRAFT

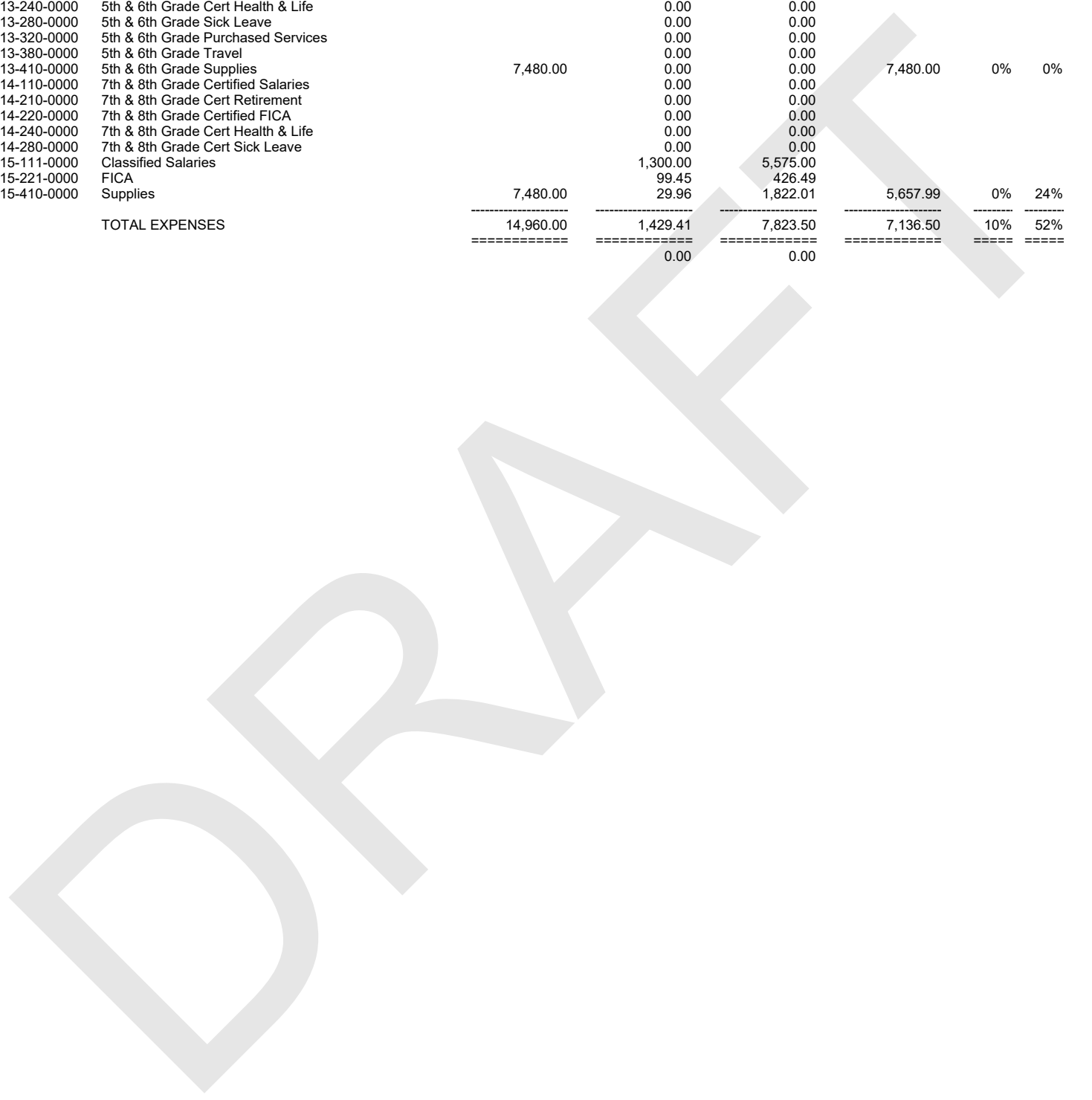
ACCT #	ACCT NAME	BUDGETED	MTD ACTIVITY	YTD ACTIVITY	BALANCE	MTD%	YTD%
PTE - AG SCIENCE							
244-419-200-0000	Contributions/Donations		0.00	0.00			
244-432-400-0000	Other State Revenue	15,000.00CR	13,262.00CR	13,262.00CR	1,738.00CR	88%	88%
TOTAL REVENUES		15,000.00CR	13,262.00CR	13,262.00CR	1,738.00CR	88%	88%
244-515-110-0000	Salaries	5,600.00	590.28	3,541.77	2,058.23	11%	63%
244-515-210-0000	Retirement	640.00	70.48	422.89	217.11	11%	66%
244-515-220-0000	FICA	450.00	44.33	266.10	183.90	10%	59%
244-515-240-0000	Health & Life Insurance		5.16	30.39			
244-515-280-0000	Sick Leave	750.00	0.00	0.00	750.00	0%	0%
244-515-320-0000	Purchased Services	1,235.00	0.00	0.00	1,235.00	0%	0%
244-515-380-0000	Travel	2,500.00	0.00	225.00	2,275.00	0%	9%
244-515-410-0000	Supplies	3,825.00	0.00	1,906.98	1,918.02	0%	50%
244-515-550-0000	Capital Outlay		0.00	5,050.00			
244-515-555-0000	Greenhouse		0.00	0.00			
TOTAL EXPENSES		15,000.00	710.25	11,443.13	3,556.87	5%	76%
			12,551.75CR	1,818.87CR			



ACCT #	ACCT NAME	BUDGETED	MTD ACTIVITY	YTD ACTIVITY	BALANCE	MTD%	YTD%
CLASSROOM TECHNOLOGY							
245-419-200-0000	Contributions/Donations		0.00	0.00			
245-419-900-0000	Other Local Income		0.00	0.00			
245-431-900-0000	Other State Support	117,950.00CR	0.00	0.00	117,950.00CR	0%	0%
245-442-000-0000	E-Rate Reimbursement		0.00	0.00			
245-460-000-0000	Transfers In		0.00	0.00			
	TOTAL REVENUES	117,950.00CR	0.00	0.00	117,950.00CR	0%	0%
245-623-110-0000	Technology Salaries	17,000.00	2,146.80	7,898.55	9,101.45	13%	46%
245-623-210-0000	Technology Retirement		0.00	0.00			
245-623-220-0000	Technology FICA		164.23	604.24			
245-623-240-0000	Technology Health Insurance		0.00	0.00			
245-623-280-0000	Technology Sick Leave		0.00	0.00			
245-623-320-0000	Technology Purchased Services	5,000.00	0.00	11,530.00	(6,530.00)	0%	231%
245-623-410-0000	Technology Supplies	95,950.00	16,130.04	61,816.25	34,133.75	17%	64%
245-623-550-0000	Technology Capital Outlay		0.00	0.00			
245-656-380-0000	Technology Travel		0.00	0.00			
	TOTAL EXPENSES	117,950.00	18,441.07	81,849.04	36,100.96	16%	69%
			18,441.07	81,849.04			

DRAFT

ACCT #	ACCT NAME	BUDGETED	MTD ACTIVITY	YTD ACTIVITY	BALANCE	MTD%	YTD%
	STATE DRUG FREE						
246-439-000-0000	Other State Revenue	14,960.00CR	0.00	0.00	14,960.00CR	0%	0%
	TOTAL REVENUES	14,960.00CR	0.00	0.00	14,960.00CR	0%	0%
246-513-110-0000	5th & 6th Grade Certified Salaries		0.00	0.00			
246-513-210-0000	5th & 6th Grade Cert Retirement		0.00	0.00			
246-513-220-0000	5th & 6th Grade Certified FICA		0.00	0.00			
246-513-240-0000	5th & 6th Grade Cert Health & Life		0.00	0.00			
246-513-280-0000	5th & 6th Grade Sick Leave		0.00	0.00			
246-513-320-0000	5th & 6th Grade Purchased Services		0.00	0.00			
246-513-380-0000	5th & 6th Grade Travel		0.00	0.00			
246-513-410-0000	5th & 6th Grade Supplies	7,480.00	0.00	0.00	7,480.00	0%	0%
246-514-110-0000	7th & 8th Grade Certified Salaries		0.00	0.00			
246-514-210-0000	7th & 8th Grade Cert Retirement		0.00	0.00			
246-514-220-0000	7th & 8th Grade Certified FICA		0.00	0.00			
246-514-240-0000	7th & 8th Grade Cert Health & Life		0.00	0.00			
246-514-280-0000	7th & 8th Grade Cert Sick Leave		0.00	0.00			
246-515-111-0000	Classified Salaries		1,300.00	5,575.00			
246-515-221-0000	FICA		99.45	426.49			
246-515-410-0000	Supplies	7,480.00	29.96	1,822.01	5,657.99	0%	24%
	TOTAL EXPENSES	14,960.00	1,429.41	7,823.50	7,136.50	10%	52%
			0.00	0.00			



ACCT #	ACCT NAME	BUDGETED	MTD ACTIVITY	YTD ACTIVITY	BALANCE	MTD%	YTD%
	STATE LIBRARY GRANT						
247-439-000-0000	Other State Revenue	-----	0.00	0.00	-----	-----	-----
	TOTAL REVENUES	=====	0.00	0.00	=====	=====	=====
247-622-430-0000	Elementary Library Books	-----	0.00	0.00	-----	-----	-----
	TOTAL EXPENSES	=====	0.00	0.00	=====	=====	=====
			0.00	0.00			

DRAFT

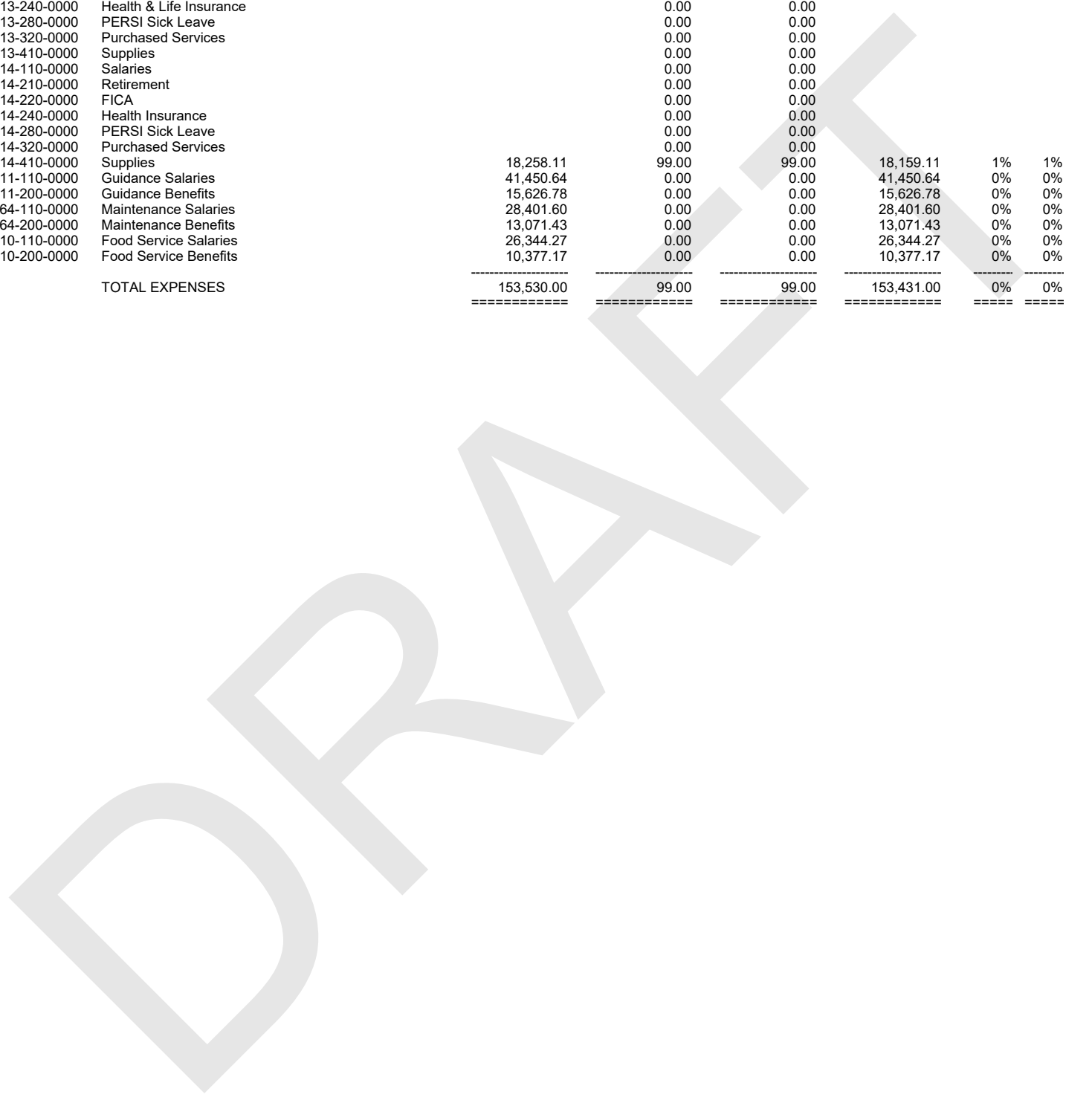
ACCT #	ACCT NAME	BUDGETED	MTD ACTIVITY	YTD ACTIVITY	BALANCE	MTD%	YTD%
	CSI UP						
250-445-100-0000	Restricted Grant Income	122,903.00CR	29,935.45CR	29,935.45CR	92,967.55CR	24%	24%
	TOTAL REVENUES	122,903.00CR	29,935.45CR	29,935.45CR	92,967.55CR	24%	24%
250-513-110-0000	Salaries	40,000.00	0.00	0.00	40,000.00	0%	0%
250-513-210-0000	Retirement	8,000.00	0.00	0.00	8,000.00	0%	0%
250-513-220-0000	FICA		0.00	0.00			
250-513-240-0000	Health & Life Insurance		0.00	0.00			
250-513-280-0000	PERSI Sick Leave		0.00	0.00			
250-513-320-0000	Purchased Services		0.00	0.00			
250-513-410-0000	Supplies	5,903.00	0.00	0.00	5,903.00	0%	0%
250-514-110-0000	Salaries	69,000.00	6,531.25	19,437.00	49,563.00	9%	28%
250-514-210-0000	Retirement		447.76	492.54			
250-514-220-0000	FICA		478.81	1,465.02			
250-514-240-0000	Health & Life Insurance		1,076.75	3,003.67			
250-514-280-0000	PERSI Sick Leave		0.00	0.00			
250-514-320-0000	Purchased Services		0.00	1,800.00			
250-514-410-0000	Supplies		52,960.48	65,232.27			
250-920-810-0000	Transfers Out		0.00	12,844.35			
	TOTAL EXPENSES	122,903.00	61,495.05	104,274.85	18,628.15	50%	85%
			0.00	0.00			

DRAFT

ACCT #	ACCT NAME	BUDGETED	MTD ACTIVITY	YTD ACTIVITY	BALANCE	MTD%	YTD%
TITLE I-A							
251-445-100-0000	Restricted Grant Income	213,733.00CR	74,717.48CR	74,717.48CR	139,015.52CR	35%	35%
251-460-100-0000	Transfers In		0.00	12,844.35CR			
TOTAL REVENUES		213,733.00CR	74,717.48CR	87,561.83CR	126,171.17CR	35%	41%
251-512-110-0000	Salaries	137,000.00	12,531.24	64,520.86	72,479.14	9%	47%
251-512-111-0000	Elementary Aide Salaries		125.00	2,636.25			
251-512-160-0000	Title I Substitutes		0.00	0.00			
251-512-210-0000	Retirement	15,100.00	1,496.24	7,660.64	7,439.36	10%	51%
251-512-211-0000	Aide Retirement		14.93	314.80			
251-512-220-0000	FICA	9,750.00	935.90	4,902.42	4,847.58	10%	50%
251-512-221-0000	Aide FICA		8.03	189.37			
251-512-222-0000	Substitutes FICA		0.00	0.00			
251-512-240-0000	Health Insurance	30,150.00	2,135.85	11,376.21	18,773.79	7%	38%
251-512-241-0000	Aide Health & Life Insurance		16.60	105.72			
251-512-280-0000	Sick Leave		0.00	0.00			
251-512-281-0000	Aide Sick Leave		0.00	0.00			
251-512-320-0000	Purchased Services	18,733.00	0.00	0.00	18,733.00	0%	0%
251-512-410-0000	Supplies	2,500.00	0.00	1,021.77	1,478.23	0%	41%
251-512-550-0000	Capital Outlay		0.00	0.00			
251-513-110-0000	5th & 6th Grade Certified Salaries		0.00	0.00			
251-513-410-0000	Supplies		0.00	0.00			
251-514-110-0000	7th & 8th Grade Certified Salaries		0.00	0.00			
251-514-320-0000	Purchased Services	500.00	0.00	0.00	500.00	0%	0%
251-514-410-0000	7th & 8th Grade Supplies		0.00	0.00			
TOTAL EXPENSES		213,733.00	17,263.79	92,728.04	121,004.96	8%	43%
			57,453.69CR	5,166.21			




ACCT #	ACCT NAME	BUDGETED	MTD ACTIVITY	YTD ACTIVITY	BALANCE	MTD%	YTD%
	ESSER						
252-445-100-0000	Restricted Grant Income	153,530.00CR	0.00	0.00	153,530.00CR	0%	0%
	TOTAL REVENUES	153,530.00CR	0.00	0.00	153,530.00CR	0%	0%
252-513-110-0000	Salaries		0.00	0.00			
252-513-210-0000	Retirement		0.00	0.00			
252-513-220-0000	FICA		0.00	0.00			
252-513-240-0000	Health & Life Insurance		0.00	0.00			
252-513-280-0000	PERSI Sick Leave		0.00	0.00			
252-513-320-0000	Purchased Services		0.00	0.00			
252-513-410-0000	Supplies		0.00	0.00			
252-514-110-0000	Salaries		0.00	0.00			
252-514-210-0000	Retirement		0.00	0.00			
252-514-220-0000	FICA		0.00	0.00			
252-514-240-0000	Health Insurance		0.00	0.00			
252-514-280-0000	PERSI Sick Leave		0.00	0.00			
252-514-320-0000	Purchased Services		0.00	0.00			
252-514-410-0000	Supplies	18,258.11	99.00	99.00	18,159.11	1%	1%
252-611-110-0000	Guidance Salaries	41,450.64	0.00	0.00	41,450.64	0%	0%
252-611-200-0000	Guidance Benefits	15,626.78	0.00	0.00	15,626.78	0%	0%
252-664-110-0000	Maintenance Salaries	28,401.60	0.00	0.00	28,401.60	0%	0%
252-664-200-0000	Maintenance Benefits	13,071.43	0.00	0.00	13,071.43	0%	0%
252-710-110-0000	Food Service Salaries	26,344.27	0.00	0.00	26,344.27	0%	0%
252-710-200-0000	Food Service Benefits	10,377.17	0.00	0.00	10,377.17	0%	0%
	TOTAL EXPENSES	153,530.00	99.00	99.00	153,431.00	0%	0%



ACCT #	ACCT NAME	BUDGETED	MTD ACTIVITY	YTD ACTIVITY	BALANCE	MTD%	YTD%
GEAR UP							
254-445-100-0000	Restricted Grant Income	36,500.00CR	0.00	12,490.38CR	24,009.62CR	0%	34%
254-460-100-0000	Transfers In		0.00	0.00			
	TOTAL REVENUES	36,500.00CR	0.00	12,490.38CR	24,009.62CR	0%	34%
=====							
254-513-110-0000	Salaries		0.00	0.00			
254-513-210-0000	Retirement		0.00	0.00			
254-513-220-0000	FICA		0.00	0.00			
254-513-240-0000	Health & Life Insurance		0.00	0.00			
254-513-280-0000	PERSI Sick Leave		0.00	0.00			
254-513-320-0000	Purchased Services		0.00	0.00			
254-513-380-0000	Travel		0.00	0.00			
254-513-410-0000	Supplies		0.00	0.00			
254-514-110-0000	Salaries	20,000.00	1,666.66	10,000.04	9,999.96	8%	50%
254-514-210-0000	Retirement	2,264.00	199.00	1,194.01	1,069.99	9%	53%
254-514-220-0000	FICA	1,530.00	123.68	751.38	778.62	8%	49%
254-514-240-0000	Health Insurance	4,325.00	593.45	3,240.60	1,084.40	14%	75%
254-514-280-0000	PERSI Sick Leave	320.00	0.00	0.00	320.00	0%	0%
254-514-320-0000	Purchased Services		0.00	0.00			
254-514-380-0000	Travel		0.00	0.00			
254-514-410-0000	Supplies	8,061.00	101.36	184.14	7,876.86	1%	2%
	TOTAL EXPENSES	36,500.00	2,684.15	15,370.17	21,129.83	7%	42%
=====							
TITLE I-C MIGRATORY CHILDREN							
253-445-100-0000	Restricted Grant Income	67,903.00CR	27,811.86CR	33,358.61CR	34,544.39CR	41%	49%
	TOTAL REVENUES	67,903.00CR	27,811.86CR	33,358.61CR	34,544.39CR	41%	49%
=====							
253-512-110-0000	Salaries	11,164.00	0.00	7,019.16	4,144.84	0%	63%
253-512-111-0000	Aides Salaries	26,427.00	2,896.86	17,708.13	8,718.87	11%	67%
253-512-160-0000	Migrant Substitutes		0.00	0.00			
253-512-210-0000	Retirement	1,336.00	0.00	838.09	497.91	0%	63%
253-512-211-0000	Aides Retirement	3,163.00	345.89	2,114.39	1,048.61	11%	67%
253-512-220-0000	FICA	854.00	208.50	1,802.20	(948.20)	24%	211%
253-512-221-0000	Aides FICA	2,022.00	0.00	0.00	2,022.00	0%	0%
253-512-240-0000	Health Insurance	1,682.00	32.10	1,293.17	388.83	2%	77%
253-512-241-0000	Aides Health & Life Insurance	7,500.00	654.52	2,998.16	4,501.84	9%	40%
253-512-280-0000	Sick Leave		0.00	0.00			
253-512-281-0000	Aides Sick Leave		0.00	0.00			
253-512-320-0000	Purchased Services	11,255.00	0.00	0.00	11,255.00	0%	0%
253-512-410-0000	Supplies	2,500.00	0.00	2,614.04	(114.04)	0%	105%
253-512-550-0000	Capital Outlay		0.00	0.00			
253-514-110-0000	Salaries		0.00	0.00			
	TOTAL EXPENSES	67,903.00	4,137.87	36,387.34	31,515.66	6%	54%
=====							
			20,890.84CR	6,007.52			



ACCT #	ACCT NAME	BUDGETED	MTD ACTIVITY	YTD ACTIVITY	BALANCE	MTD%	YTD%
	TITLE VI-B SCHOOL AGE						
257-445-100-0000	Restricted Grant Income		0.00	0.00			
257-445-600-0000	Federal Grant - Title VI-B	247,929.00CR	60,451.14CR	60,451.14CR	187,477.86CR	24%	24%
	TOTAL REVENUES	247,929.00CR	60,451.14CR	60,451.14CR	187,477.86CR	24%	24%
257-521-110-0000	Salaries	40,500.00	3,333.33	19,750.02	20,749.98	8%	49%
257-521-111-0000	Salaries - Aides	109,500.00	5,459.06	29,644.78	79,855.22	5%	27%
257-521-210-0000	Retirement	4,848.00	398.00	2,358.15	2,489.85	8%	49%
257-521-211-0000	Aides Retirement	13,107.00	739.82	4,015.78	9,091.22	6%	31%
257-521-220-0000	FICA	3,098.00	255.00	1,507.86	1,590.14	8%	49%
257-521-221-0000	Aides FICA	8,377.00	470.97	2,551.12	5,825.88	6%	30%
257-521-240-0000	Health Insurance	7,500.00	590.13	3,564.11	3,935.89	8%	48%
257-521-241-0000	Health Insurance - Aides	13,071.00	1,974.57	9,747.13	3,323.87	15%	75%
257-521-280-0000	Sick Leave		0.00	0.00			
257-521-281-0000	Aides Sick Leave		0.00	0.00			
257-521-320-0000	Purchased Services	47,928.00	0.00	0.00	47,928.00	0%	0%
257-521-322-0000	Match Payments		0.00	0.00			
257-521-410-0000	Supplies		0.00	707.64			
257-521-550-0000	Capital Outlay		0.00	0.00			
	TOTAL EXPENSES	247,929.00	13,220.88	73,846.59	174,082.41	5%	30%



ACCT #	ACCT NAME	BUDGETED	MTD ACTIVITY	YTD ACTIVITY	BALANCE	MTD%	YTD%
258-445-600-0000	TITLE VI-B PRE-SCHOOL Federal Grant - Title VI-B	11,059.00CR	4,140.50CR	4,140.50CR	6,918.50CR	37%	37%
	TOTAL REVENUES	11,059.00CR	4,140.50CR	4,140.50CR	6,918.50CR	37%	37%
258-522-110-0000	Salaries		0.00	0.00			
258-522-111-0000	Aides Salaries	11,059.00	737.08	4,703.00	6,356.00	7%	43%
258-522-210-0000	Retirement		0.00	0.00			
258-522-211-0000	Aides Retirement		0.00	85.32			
258-522-220-0000	FICA		0.00	0.00			
258-522-221-0000	Aides FICA		0.00	53.16			
258-522-240-0000	Health Insurance		0.00	0.00			
258-522-241-0000	Aides Health & Life Insurance		0.00	36.10			
258-522-280-0000	Sick Leave		0.00	0.00			
258-522-281-0000	Aides Sick Leave		0.00	0.00			
258-522-320-0000	Purchased Services		0.00	0.00			
258-522-410-0000	Supplies		0.00	0.00			
258-522-550-0000	Capital Outlay		0.00	0.00			
	TOTAL EXPENSES	11,059.00	737.08	4,877.58	6,181.42	7%	44%

DRAFT

ACCT #	ACCT NAME	BUDGETED	MTD ACTIVITY	YTD ACTIVITY	BALANCE	MTD%	YTD%
SCHOOL-BASED MEDICAID							
260-431-900-0000	Other State Support	250,000.00CR	13,129.27CR	39,972.11CR	210,027.89CR	5%	16%
260-460-100-0000	Transfers In		0.00	0.00			
	TOTAL REVENUES	250,000.00CR	13,129.27CR	39,972.11CR	210,027.89CR	5%	16%
260-521-110-0000	Special Ed Salaries	48,000.00	4,939.58	26,337.52	21,662.48	10%	55%
260-521-111-0000	Paraprofessional Salaries	39,000.00	1,446.93	12,901.45	26,098.55	4%	33%
260-521-114-0000	PSR Salaries	25,250.00	2,088.00	12,528.00	12,722.00	8%	50%
260-521-210-0000	Special Ed Retirement	13,500.00	1,011.86	6,181.00	7,319.00	7%	46%
260-521-220-0000	Special Ed FICA	8,750.00	607.50	3,698.41	5,051.59	7%	42%
260-521-240-0000	Special Ed Health Insurance	29,250.00	1,960.48	13,025.16	16,224.84	7%	45%
260-521-280-0000	Special Ed Sick Leave	2,000.00	0.00	0.00	2,000.00	0%	0%
260-521-320-0000	Special Ed Purchased Services	84,250.00	8,374.63CR	67,691.60	16,558.40	9%	80%
260-521-322-0000	Health & Welfare Match Payments		0.00	0.00			
260-521-410-0000	Special Ed Supplies		0.00	0.00			
260-521-550-0000	Special Ed Capital Outlay		0.00	0.00			
	TOTAL EXPENSES	250,000.00	3,679.72	142,363.14	107,636.86	1%	57%

DRAFT

ACCT #	ACCT NAME	BUDGETED	MTD ACTIVITY	YTD ACTIVITY	BALANCE	MTD%	YTD%
	TITLE IV-A, ESSA						
261-445-900-0000	Other Indirect Restricted Federal	18,571.00CR	0.00	0.00	18,571.00CR	0%	0%
261-460-000-0000	Transfers In		0.00	0.00			
	TOTAL REVENUES	18,571.00CR	0.00	0.00	18,571.00CR	0%	0%
261-512-110-0000	Certified Salaries	18,571.00	0.00	0.00	18,571.00	0%	0%
261-512-111-0000	Paraprofessional Salaries		0.00	0.00			
261-512-210-0000	Certified Retirement		0.00	0.00			
261-512-211-0000	Paraprofessional Retirement		0.00	0.00			
261-512-220-0000	Certified FICA		0.00	0.00			
261-512-221-0000	Paraprofessional FICA		0.00	0.00			
261-512-240-0000	Certified Health & Life Ins		0.00	0.00			
261-512-241-0000	Paraprofessional Health Ins		0.00	0.00			
261-512-280-0000	Certified Sick Leave		0.00	0.00			
261-512-281-0000	Paraprofessional Sick Leave		0.00	0.00			
261-512-320-0000	Purchased Services		0.00	0.00			
261-512-410-0000	Supplies		0.00	0.00			
261-512-550-0000	Capital Outlay		0.00	0.00			
261-920-810-0000	Transfers Out		0.00	0.00			
	TOTAL EXPENSES	18,571.00	0.00	0.00	18,571.00	0%	0%
	RURAL & LOW INCOME						
262-445-900-0000	Other Indirect Restricted Federal		0.00	0.00			
	TOTAL REVENUES		0.00	0.00			
262-512-110-0000	Salaries		0.00	0.00			
262-512-111-0000	Aides Salaries		0.00	0.00			
262-512-210-0000	Retirement		0.00	0.00			
262-512-211-0000	Aide Retirement		0.00	0.00			
262-512-220-0000	FICA		0.00	0.00			
262-512-221-0000	Aide FICA		0.00	0.00			
262-512-240-0000	Health Insurance		0.00	0.00			
262-512-241-0000	Aide Health & Life Insurance		0.00	0.00			
262-512-280-0000	Sick Leave		0.00	0.00			
262-512-281-0000	Aide Sick Leave		0.00	0.00			
262-512-320-0000	Purchased Services		0.00	0.00			
262-512-410-0000	Supplies		0.00	0.00			
262-512-550-0000	Capital Outlay		0.00	0.00			
262-515-110-0000	Secondary Salaries		0.00	0.00			
262-515-210-0000	Secondary Retirement		0.00	0.00			
262-515-220-0000	Secondary FICA		0.00	0.00			
262-515-240-0000	Secondary Health & Life Insurance		0.00	0.00			
262-515-280-0000	Secondary Sick Leave		0.00	0.00			
262-515-320-0000	Purchased Services		0.00	0.00			
262-515-410-0000	Supplies		0.00	0.00			
262-515-550-0000	Capital Outlay		0.00	0.00			
	TOTAL EXPENSES		0.00	0.00			

ACCT #	ACCT NAME	BUDGETED	MTD ACTIVITY	YTD ACTIVITY	BALANCE	MTD%	YTD%
263-445-300-0000	PERKINS III Federal Grant - Perkins	14,000.00CR	0.00	16,207.94CR	2,207.94	0%	116%
	TOTAL REVENUES	14,000.00CR	0.00	16,207.94CR	2,207.94	0%	116%
263-656-110-0000	Salaries	3,300.00	104.32	3,170.85	129.15	3%	96%
263-656-210-0000	Retirement	375.00	12.46	378.63	(3.63)	3%	101%
263-656-220-0000	FICA	250.00	7.95	241.37	8.63	3%	97%
263-656-240-0000	Health & Life Insurance	450.00	12.55	348.23	101.77	3%	77%
263-656-280-0000	Sick Leave		0.00	0.00			
263-515-320-0000	Purchased Services	2,000.00	0.00	0.00	2,000.00	0%	0%
263-515-380-0000	Travel	2,000.00	0.00	0.00	2,000.00	0%	0%
263-515-410-0000	Supplies	5,625.00	42.76	12,345.06	(6,720.06)	1%	219%
263-515-550-0000	Capital Outlay		0.00	0.00			
	TOTAL EXPENSES	14,000.00	180.04	16,484.14	2,484.14CR	1%	118%

DRAFT

ACCT #	ACCT NAME	BUDGETED	MTD ACTIVITY	YTD ACTIVITY	BALANCE	MTD%	YTD%
	TITLE III						
270-445-100-0000	Restricted Grant Income		14,753.01CR	14,753.01CR			
270-445-900-0000	Other Indirect Restricted Federal	44,532.00CR	0.00	0.00	44,532.00CR	0%	0%
270-460-000-0000	Transfers In		0.00	0.00			
	TOTAL REVENUES	44,532.00CR	14,753.01CR	14,753.01CR	29,778.99CR	33%	33%
270-512-110-0000	Salaries		5.00	290.00			
270-512-111-0000	Aides Salaries	25,000.00	1,759.63	10,998.69	14,001.31	7%	44%
270-512-210-0000	Retirement		0.60	26.27			
270-512-211-0000	Aides Retirement	3,000.00	210.04	1,313.17	1,686.83	7%	44%
270-512-220-0000	FICA		134.99	861.43			
270-512-221-0000	Aides FICA	2,000.00	0.00	0.00	2,000.00	0%	0%
270-512-240-0000	Health Insurance		0.00	45.46			
270-512-241-0000	Aide Health & Life Insurance	7,500.00	629.55	3,957.80	3,542.20	8%	53%
270-512-280-0000	Sick Leave		0.00	0.00			
270-512-281-0000	Aides Sick Leave		0.00	0.00			
270-512-320-0000	Purchased Services		0.00	0.00			
270-512-380-0000	Travel		0.00	0.00			
270-512-410-0000	Supplies	7,032.00	0.00	0.00	7,032.00	0%	0%
270-512-550-0000	Capital Outlay		0.00	0.00			
270-515-110-0000	Salaries		0.00	0.00			
270-515-210-0000	Retirement		0.00	0.00			
270-515-220-0000	FICA		0.00	0.00			
270-515-240-0000	Health Insurance		0.00	0.00			
270-515-280-0000	Sick Leave		0.00	0.00			
270-515-320-0000	Purchased Services		0.00	0.00			
270-515-410-0000	Supplies		0.00	0.00			
270-515-550-0000	Capital Outlay		0.00	0.00			
	TOTAL EXPENSES	44,532.00	2,739.81	17,492.82	27,039.18	6%	39%



ACCT #	ACCT NAME	BUDGETED	MTD ACTIVITY	YTD ACTIVITY	BALANCE	MTD%	YTD%
271-445-900-0000	TITLE II-A IMPROVING TEACHER QUAL Other Indirect Restricted Federal	42,787.00CR	7,040.44CR	7,040.44CR	35,746.56CR	16%	16%
	TOTAL REVENUES	42,787.00CR	7,040.44CR	7,040.44CR	35,746.56CR	16%	16%
271-512-110-0000	Salaries		0.00	0.00			
271-512-111-0000	Aides Salaries		0.00	0.00			
271-512-210-0000	Retirement		0.00	0.00			
271-512-211-0000	Aides Retirement		0.00	0.00			
271-512-220-0000	FICA		0.00	0.00			
271-512-221-0000	Aides FICA		0.00	0.00			
271-512-240-0000	Health Insurance		0.00	0.00			
271-512-241-0000	Aide Health & Life Insurance		0.00	0.00			
271-512-280-0000	Sick Leave		0.00	0.00			
271-512-281-0000	Aides Sick Leave		0.00	0.00			
271-512-320-0000	Purchased Services	38,787.00	0.00	3,822.00	34,965.00	0%	10%
271-512-410-0000	Supplies	4,000.00	3,000.00	6,218.44	(2,218.44)	75%	155%
271-512-550-0000	Capital Outlay		0.00	0.00			
271-513-110-0000	5th & 6th Grade Certified Salaries		0.00	0.00			
271-514-110-0000	7th & 8th Grade Certified Salaries		0.00	0.00			
271-515-110-0000	Secondary Certified Salaries		0.00	0.00			
271-515-210-0000	Retirement		0.00	0.00			
271-515-220-0000	FICA		0.00	0.00			
271-515-240-0000	Health Insurance		0.00	0.00			
271-515-280-0000	Sick Leave		0.00	0.00			
271-920-810-0000	Transfers Out		0.00	0.00			
	TOTAL EXPENSES	42,787.00	3,000.00	10,040.44	32,746.56	7%	23%



ACCT #	ACCT NAME	BUDGETED	MTD ACTIVITY	YTD ACTIVITY	BALANCE	MTD%	YTD%
21ST CENTURY GRANT PROGRAM							
273-445-900-0000	Other Indirect Restricted Federal	143,640.00CR	20,195.07CR	62,294.82CR	81,345.18CR	14%	43%
	TOTAL REVENUES	143,640.00CR	20,195.07CR	62,294.82CR	81,345.18CR	14%	43%
273-512-110-0000	Salaries		0.00	0.00			
273-512-210-0000	Retirement		0.00	0.00			
273-512-220-0000	FICA		0.00	0.00			
273-512-240-0000	Health Insurance		0.00	0.00			
273-512-280-0000	PERSI Sick Leave		0.00	0.00			
273-512-320-0000	Purchased Services		0.00	0.00			
273-512-410-0000	Supplies		397.36CR	2,194.52			
273-513-110-0000	Salaries	99,607.50	7,446.33	51,508.27	48,099.23	7%	52%
273-513-210-0000	Retirement		0.00	0.00			
273-513-220-0000	FICA Expense	28,756.00	549.53	3,832.98	24,923.02	2%	13%
273-513-240-0000	Health & Life Insurance		92.32	593.22			
273-513-280-0000	PERSI Sick Leave		0.00	0.00			
273-513-320-0000	Purchased Services	1,400.00	0.00	0.00	1,400.00	0%	0%
273-513-410-0000	Supplies	650.00	0.00	0.00	650.00	0%	0%
273-514-110-0000	Salaries		0.00	0.00			
273-514-210-0000	Retirement		686.71	5,449.04			
273-514-220-0000	FICA		0.00	0.00			
273-514-240-0000	Health & Life Insurance		943.50	6,201.04			
273-514-280-0000	Sick Leave		0.00	0.00			
273-514-320-0000	Purchased Services		0.00	0.00			
273-514-410-0000	Supplies		0.00	0.00			
273-515-110-0000	Certified Salaries		0.00	0.00			
273-515-210-0000	Certified Retirement		0.00	0.00			
273-515-220-0000	Certified FICA		0.00	0.00			
273-515-240-0000	Certified Health & Life Insurance		0.00	0.00			
273-515-280-0000	Certified Sick Leave		0.00	0.00			
273-515-320-0000	Purchased Services		0.00	0.00			
273-515-410-0000	Supplies		0.00	0.00			
273-681-111-0000	21st Transportation	13,226.50	0.00	0.00	13,226.50	0%	0%
	TOTAL EXPENSES	143,640.00	9,321.03	69,779.07	73,860.93	6%	49%



ACCT #	ACCT NAME	BUDGETED	MTD ACTIVITY	YTD ACTIVITY	BALANCE	MTD%	YTD%
21ST CENTURY SUPPLEMENTAL GRANTS							
274-445-900-0000	Other Indirect Restricted Federal		0.00	0.00			
	TOTAL REVENUES		0.00	0.00			
=====							
274-513-110-0000	Salaries		0.00	0.00			
274-513-210-0000	Retirement		0.00	0.00			
274-513-220-0000	FICA Expense		0.00	0.00			
274-513-240-0000	Health & Life Insurance		0.00	0.00			
274-513-280-0000	PERSI Sick Leave		0.00	0.00			
274-513-320-0000	Purchased Services		0.00	0.00			
274-513-410-0000	Supplies		0.00	0.00			
CHARACTER ED - LEARN & SERVE							
283-445-100-0000	Restricted Grant Income		34,200.00CR	34,200.00CR			
	TOTAL REVENUES		34,200.00CR	34,200.00CR			
=====							
283-513-110-0000	Certified Salaries		0.00	0.00			
283-513-111-0000	Classified Salaries		0.00	0.00			
283-513-210-0000	Certified Retirement		0.00	0.00			
283-513-211-0000	Classified Retirement		0.00	0.00			
283-513-220-0000	Certified FICA		0.00	0.00			
283-513-221-0000	Classified FICA		0.00	0.00			
283-513-240-0000	Certified Health & Accident Insura		0.00	0.00			
283-513-241-0000	Classified Health & Life		0.00	0.00			
283-513-280-0000	Certified Sick Leave		0.00	0.00			
283-513-281-0000	Classified Sick Leave		0.00	0.00			
283-513-410-0000	Supplies		0.00	0.00			
283-514-110-0000	Salaries		0.00	0.00			
283-514-210-0000	Retirement		0.00	0.00			
283-514-220-0000	FICA		0.00	0.00			
283-514-240-0000	Health & Life Insurance		0.00	0.00			
283-514-280-0000	Sick Leave		0.00	0.00			
283-514-320-0000	Purchased Services		0.00	0.00			
283-514-410-0000	Supplies		0.00	0.00			
283-514-550-0000	Capital Outlay		0.00	0.00			
283-623-320-0000	Classroom Technology Purchased Serv		0.00	9,200.00			
283-623-410-0000	Technology Supplies		9,273.31	103,148.52			
283-656-320-0000	Administrative Purchased Services		0.00	0.00			
283-656-410-0000	Administrative Supplies		0.00	0.00			
	TOTAL EXPENSES		9,273.31	112,348.52			
=====							



ACCT #	ACCT NAME	BUDGETED	MTD ACTIVITY	YTD ACTIVITY	BALANCE	MTD%	YTD%
CHILD NUTRITION							
290-415-100-0000	Investment Earnings	30.00CR	2.68CR	7.58CR	22.42CR	9%	25%
290-416-200-0000	Meal Sales	40,000.00CR	62.15CR	15,287.70CR	24,712.30CR	0%	38%
290-419-200-0000	Donations/Contributions		0.00	0.00			
290-419-900-0000	Other Local Revenue		0.00	12,077.50CR			
290-419-910-0000	Resale		0.00	0.00			
290-445-500-0000	Child Nutrition Reimbursement-Lunc	240,000.00CR	46,321.20CR	101,555.62CR	138,444.38CR	19%	42%
290-445-501-0000	Child Nutrition Reimbursement-FFVP	40,000.00CR	3,262.85CR	9,623.55CR	30,376.45CR	8%	24%
290-445-502-0000	Child Nutrition Reimburse-Brea	55,000.00CR	10,269.44CR	21,402.76CR	33,597.24CR	19%	39%
290-445-503-0000	Child Nutrition Reimburse-Snack	5,500.00CR	0.00	360.00CR	5,140.00CR	0%	7%
290-445-504-0000	Summer Food Program		0.00	3,140.31CR			
290-445-510-0000	Child Nutrition Reimburse-CC	3,000.00CR	1,937.62CR	3,612.16CR	612.16	65%	120%
290-445-900-0000	Commodities Revenue		0.00	0.00			
	TOTAL REVENUES	383,530.00CR	61,855.94CR	167,067.18CR	216,462.82CR	16%	44%
290-710-110-0000	Child Nutrition Director Salaries	31,000.00	2,713.79	17,039.71	13,960.29	9%	55%
290-710-111-0000	Child Nutrition Managers	37,175.00	2,802.48	17,095.48	20,079.52	8%	46%
290-710-112-0000	Child Nutrition Cooks	60,000.00	4,347.20	24,347.06	35,652.94	7%	41%
290-710-160-0000	Child Nutrition Substitutes		0.00	0.00			
290-710-210-0000	Retirement	15,500.00	1,106.30	6,571.09	8,928.91	7%	42%
290-710-220-0000	FICA		0.00	0.00			
290-710-240-0000	Health Insurance	29,000.00	1,858.34	9,627.77	19,372.23	6%	33%
290-710-270-0000	Workers Compensation		0.00	0.00			
290-710-280-0000	Sick Leave		0.00	0.00			
290-710-320-0000	Purchased Services	2,000.00	195.80	484.86	1,515.14	10%	24%
290-710-330-0000	Utilities		0.00	0.00			
290-710-410-0000	Supplies	8,855.00	1,640.83	10,651.76	(1,796.76)	19%	120%
290-710-450-0000	Food Costs	200,000.00	22,441.40	91,240.60	108,759.40	11%	46%
290-710-451-0000	Commodity Costs		0.00	2,024.60			
290-710-490-0000	Sales Tax Expense		7.34	23.33			
290-710-550-0000	Capital Outlay		0.00	11,212.50			
290-950-850-0000	Contingency		0.00	0.00			
290-999-999-0000	Suspense - Returned Checks		0.00	0.00			
	TOTAL EXPENSES	383,530.00	37,113.48	190,318.76	193,211.24	10%	50%



ACCT #	ACCT NAME	BUDGETED	MTD ACTIVITY	YTD ACTIVITY	BALANCE	MTD%	YTD%
BOND REDEMPTION & INTEREST							
310-412-500-0000	Property Taxes	1,160,000.00CR	0.00	384,244.52CR	775,755.48CR	0%	33%
310-413-000-0000	Interest and Penalty		67.30CR	1,372.17CR			
310-415-100-0000	Investment Earnings		242.33CR	1,997.65CR			
310-438-000-0000	Personal Property Tax	13,500.00CR	0.00	6,940.65CR	6,559.35CR	0%	51%
310-439-100-0000	Other State Revenue	120,000.00CR	3,584.51CR	162,990.89CR	42,990.89	3%	136%
	TOTAL REVENUES	1,293,500.00CR	3,894.14CR	557,545.88CR	735,954.12CR	0%	43%
<hr/>							
310-910-410-0000	Supplies		0.00	0.00			
310-910-610-0000	Principal Payments - H.S.		0.00	0.00			
310-910-611-0000	Principal Payments - M.S.		0.00	310,000.00	0.00	0%	100%
310-910-612-0000	Principal Payments E.S.	345,000.00	0.00	345,000.00	0.00	0%	100%
310-910-620-0000	Interest Payments - H.S.		0.00	0.00			
310-910-621-0000	Interest Payments - M.S.	18,721.00	0.00	2,807.48	15,913.52	0%	15%
310-910-622-0000	Interest Payments - E.S.	331,287.00	0.00	168,525.05	162,761.95	0%	51%
	TOTAL EXPENSES	1,005,008.00	0.00	826,332.53	178,675.47	0%	82%



ACCT #	ACCT NAME	BUDGETED	MTD ACTIVITY	YTD ACTIVITY	BALANCE	MTD%	YTD%
FACILITIES FUND							
410-411-200-0000	Supplemental Levy Proceeds	355,000.00CR	0.00	0.00	355,000.00CR	0%	0%
410-412-500-0000	Bond & Interest Proceeds		0.00	0.00			
410-415-100-0000	Investment Earnings		0.00	0.00			
	TOTAL REVENUES	355,000.00CR	0.00	0.00	355,000.00CR	0%	0%
410-664-320-0000	Purchased Services		0.00	7,859.35			
410-664-410-0000	Facilities Supplies		0.00	8,251.25			
410-664-550-0000	Facilities Capital Outlay	355,000.00	21,714.84	138,323.73	216,676.27	6%	39%
410-810-550-0000	Construction Capital Outlay		0.00	0.00			
410-810-551-0000	Construction - Furniture		0.00	0.00			
410-810-552-0000	Construction - Technology		0.00	0.00			
410-810-553-0000	Construction - Telephones		0.00	0.00			
410-920-800-0000	Transfers Out		0.00	0.00			
	TOTAL EXPENSES	355,000.00	21,714.84	154,434.33	200,565.67	6%	44%

DRAFT

ACCT #	ACCT NAME	BUDGETED	MTD ACTIVITY	YTD ACTIVITY	BALANCE	MTD%	YTD%
RECREATIONAL FACILITIES FUND							
415-415-100-0000	Earnings on Investments		0.00	0.00			
415-419-200-0000	Donations		0.00	0.00			
	TOTAL REVENUES		0.00	0.00			
415-664-410-0000	Maintenance Supplies		0.00	0.00			
415-810-550-0000	Capital Outlay		0.00	0.00			
	TOTAL EXPENSES		0.00	0.00			

DRAFT

ACCT #	ACCT NAME	BUDGETED	MTD ACTIVITY	YTD ACTIVITY	BALANCE	MTD%	YTD%
PLANT FACILITIES							
420-419-900-0000	Other Local Income		0.00	0.00			
420-437-100-0000	Lottery Revenue	68,500.00CR	0.00	83,014.00CR	14,514.00	0%	121%
420-437-200-0000	Additional State Maintenance	9,000.00CR	2,620.00CR	2,620.00CR	6,380.00CR	29%	29%
420-460-000-0000	Transfers In		0.00	0.00			
	TOTAL REVENUES	77,500.00CR	2,620.00CR	85,634.00CR	8,134.00	3%	110%
420-513-550-0000	Middle School Capital Outlay		0.00	0.00			
420-515-550-0000	Capital Outlay		0.00	0.00			
420-664-110-0000	Maintenance Salaries	45,000.00	0.00	0.00	45,000.00	0%	0%
420-664-210-0000	Maintenance Retirement	5,400.00	0.00	0.00	5,400.00	0%	0%
420-664-220-0000	Maintenance FICA	3,600.00	0.00	0.00	3,600.00	0%	0%
420-664-240-0000	Maintenance Health Insurance	7,600.00	0.00	0.00	7,600.00	0%	0%
420-664-280-0000	Maintenance Sick Leave		0.00	0.00			
420-664-320-0000	Maintenance Purchased Services	7,700.00	0.00	0.00	7,700.00	0%	0%
420-664-410-0000	Maintenance Supplies	8,200.00	0.00	0.00	8,200.00	0%	0%
420-664-550-0000	Capital Outlay		0.00	0.00			
	TOTAL EXPENSES	77,500.00	0.00	0.00	77,500.00	0%	0%

DRAFT

ACCT #	ACCT NAME	BEG BALANCE	MTD ACTIVITY	YTD BALANCE
	GENERAL FUND			
100-111-100-0000	General Checking - Pooled Cash	474,832.99	204,503.10	679,336.09
101-111-100-0000	General Checking - Pooled Cash	102,663.25	11,661.07CR	91,002.18
102-111-100-0000	Pooled Cash - Id Rebounds-CVRF	91,120.00CR	135,662.51	44,542.51
103-111-100-0000	General Checking - Pooled Cash	0.00	0.00	0.00
105-111-100-0000	General Checking - Pooled Cash	6,549.38CR	800.00CR	7,349.38CR
107-111-100-0000	General Checking - Pooled Cash	4,409.37	0.00	4,409.37
110-111-100-0000	General Checking - Pooled Cash	56,419.58	5,885.39CR	50,534.19
100-111-200-0000	USB - Payroll Tax Account	0.00	0.00	0.00
100-111-300-0000	Petty Cash	4.13	0.00	4.13
100-112-100-0000	Investments - State Treasurer	2,303,406.05	774,091.34CR	1,529,314.71
100-112-500-0000	Prepaid Expenses	0.00	0.00	0.00
100-113-100-0000	Property Taxes Receivable	5,076.54	186.90CR	4,889.64
100-114-100-0000	Grant Receivable	0.00	0.00	0.00
100-114-150-0000	Other State Support Receivable	0.00	0.00	0.00
100-114-160-0000	Ag Replacement Tax Receivable	0.00	0.00	0.00
100-114-180-0000	Other State Revenue Receivable	0.00	0.00	0.00
100-114-200-0000	Due From School Lunch Program	132,566.74	0.00	132,566.74
100-114-205-0000	Accrued School Lunch Receivable	0.33	0.00	0.33
100-114-245-0000	Due from Hot Lunch - HRA	0.00	0.00	0.00
100-114-300-0000	Miscellaneous Receivable	0.00	0.00	0.00
100-114-400-0000	Due from Other Funds	8,251.25	0.00	8,251.25
100-114-500-0000	Accounts Receivable	0.00	0.00	0.00
101-114-500-0000	Accounts Receivable	0.00	0.00	0.00
103-114-500-0000	Accounts Receivable	0.00	0.00	0.00
105-114-500-0000	Accounts Receivable	0.00	0.00	0.00
107-114-500-0000	Accounts Receivable	0.00	0.00	0.00
110-114-500-0000	Accounts Receivable	0.00	0.00	0.00
100-114-900-0000	Due To/Due From	0.00	0.00	0.00
101-114-900-0000	Due to/From	0.00	0.00	0.00
103-114-900-0000	Due To/From	0.00	0.00	0.00
105-114-900-0000	Due To/From	0.00	0.00	0.00
110-114-900-0000	Due To/From	0.00	0.00	0.00
100-211-100-0000	Due to Other Funds	0.01	356.49CR	356.48CR
100-213-000-0000	Accrual Contra Account	0.00	0.00	0.00
101-213-000-0000	Accounts Payable	0.00	0.00	0.00
102-213-000-0000	Accounts Payable	0.00	0.00	0.00
103-213-000-0000	Accounts Payable	0.00	0.00	0.00
105-213-000-0000	Accounts Payable	0.00	0.00	0.00
107-213-000-0000	Accounts Payable	0.00	0.00	0.00
110-213-000-0000	Accounts Payable	0.00	0.00	0.00
100-213-100-0000	Accounts Payable	0.00	0.00	0.00
100-213-150-0000	Encumbrances Payable	0.00	0.00	0.00
101-213-150-0000	Encumbrances Payable	0.00	0.00	0.00
103-213-150-0000	Encumbrances Payable	0.00	0.00	0.00
105-213-150-0000	Encumbrances Payable	0.00	0.00	0.00
107-213-150-0000	Encumbrances Payable	0.00	0.00	0.00
110-213-150-0000	Encumbrances Payable	0.00	0.00	0.00
100-214-100-0000	Contracts Payable	780,159.35CR	0.00	780,159.35CR
105-214-100-0000	Contracts Payable	0.00	0.00	0.00
110-214-100-0000	Contracts Payable	0.00	0.00	0.00
100-217-100-0000	Salaries Payable	11,637.04CR	0.00	11,637.04CR
101-217-100-0000	Salaries Payable	0.00	0.00	0.00
103-217-100-0000	Salaries Payable	0.00	0.00	0.00
105-217-100-0000	Salaries Payable	0.00	0.00	0.00
107-217-100-0000	Salaries Payable	0.00	0.00	0.00
110-217-100-0000	Salaries Payable	0.00	0.00	0.00
100-218-100-0000	FICA/Federal Withholding	2,789.49CR	0.00	2,789.49CR
101-218-100-0000	FICA/Federal Withholding Payable	0.00	0.00	0.00
103-218-100-0000	FICA/Federal Withholding	0.00	0.00	0.00
105-218-100-0000	FICA/Federal Withholding	0.00	0.00	0.00
107-218-100-0000	FICA/Federal Withholding Payable	0.00	0.00	0.00
110-218-100-0000	FICA/Federal Tax Payable	0.00	0.00	0.00
100-218-200-0000	State Tax Withholding	30.00	0.00	30.00
101-218-200-0000	State Tax Withholding	0.00	0.00	0.00
103-218-200-0000	State Tax Withholding	0.00	0.00	0.00
105-218-200-0000	State Tax Withholding	0.00	0.00	0.00
107-218-200-0000	State Tax Withholding	0.00	0.00	0.00
110-218-200-0000	State Tax Payable	0.00	0.00	0.00
100-218-300-0000	PERSI Withholding	124.45	0.00	124.45
101-218-300-0000	PERSI Withholding	0.00	0.00	0.00
103-218-300-0000	PERSI Withholding	0.00	0.00	0.00
105-218-300-0000	PERSI Withholding	0.00	0.00	0.00
107-218-300-0000	PERSI Withholding	0.00	0.00	0.00
110-218-300-0000	PERSI Payable	0.00	0.00	0.00
100-218-400-0000	Blue Cross Withholding	753.80	0.00	753.80
101-218-400-0000	Blue Cross Withholding	0.00	0.00	0.00
103-218-400-0000	Blue Cross Withholding	0.00	0.00	0.00
105-218-400-0000	Blue Cross Withholding	0.00	0.00	0.00
107-218-400-0000	Blue Cross Withholding	0.00	0.00	0.00
110-218-400-0000	Blue Cross Payable	0.00	0.00	0.00
100-218-800-0000	Miscellaneous Withholding	2,269.43	0.00	2,269.43
101-218-800-0000	Miscellaneous Withholding	0.00	0.00	0.00
103-218-800-0000	Miscellaneous Withholding	0.00	0.00	0.00
105-218-800-0000	Miscellaneous Withholding	0.00	0.00	0.00
107-218-800-0000	Miscellaneous Withholding	0.00	0.00	0.00
110-218-800-0000	Miscellaneous Payable	0.00	0.00	0.00
100-219-100-0000	AFLAC Flex Account Payable	0.00	0.00	0.00
100-221-100-0000	Deferred Revenue	4,215.24CR	0.00	4,215.24CR
100-320-001-0000	Beginning Fund Balance	0.00	0.00	0.00
101-320-001-0000	Beginning Fund Balance	0.00	0.00	0.00
102-320-001-0000	Beginning Fund Balance	0.00	0.00	0.00
103-320-001-0000	Beginning Fund Balance	0.00	0.00	0.00

ACCT #	ACCT NAME	BEG BALANCE	MTD ACTIVITY	YTD BALANCE
105-320-001-0000	Beginning Fund Balance	0.00	0.00	0.00
107-320-001-0000	Beginning Fund Balance	0.00	0.00	0.00
110-320-001-0000	Beginning Fund Balance	0.00	0.00	0.00
111-320-001-0000	Beginning Fund Balance	0.00	0.00	0.00
100-320-002-0000	Adjustment to Fund Balance	0.00	0.00	0.00
100-320-100-0000	Fund Balance	1,298,331.86CR	452,815.58	845,516.28CR
101-320-100-0000	Fund Balance	32,590.99	0.00	32,590.99
102-320-100-0000	Fund Balance	0.00	0.00	0.00
103-320-100-0000	Fund Balance	83,728.27	0.00	83,728.27
105-320-100-0000	Fund Balance	1,609.35CR	0.00	1,609.35CR
107-320-100-0000	Fund Balance	16,197.49	0.00	16,197.49
110-320-100-0000	Fund Balance	24,109.92CR	0.00	24,109.92CR
	Revenues over Expenditures	1,002,803.04	0.00	1,002,803.04
		=====	=====	=====
	RESTRICTED CONTRIBUTIONS			
111-111-100-0000	General Checking - Pooled Cash	0.00	0.00	0.00
111-114-500-0000	Accounts Receivable	0.00	0.00	0.00
111-114-900-0000	Due To/From	0.00	0.00	0.00
111-213-000-0000	Accounts Payable	0.00	0.00	0.00
111-213-150-0000	Encumbrances Payable	0.00	0.00	0.00
111-214-400-0000	Due to Other Funds	0.00	0.00	0.00
111-320-100-0000	Fund Balance	8,875.00	0.00	8,875.00
	Revenues over Expenditures	8,875.00	0.00	8,875.00
		=====	=====	=====
	MONSANTO GRANT			
233-111-100-0000	General Checking - Pooled Cash	0.00	0.00	0.00
233-114-500-0000	Accounts Receivable	0.00	0.00	0.00
233-114-900-0000	Due To/From	0.00	0.00	0.00
233-213-000-0000	Accounts Payable	0.00	0.00	0.00
233-213-150-0000	Encumbrances Payable	0.00	0.00	0.00
233-320-001-0000	Beginning Fund Balance	0.00	0.00	0.00
233-320-100-0000	Fund Balance	0.00	0.00	0.00
	Revenues over Expenditures	0.00	0.00	0.00
		=====	=====	=====
	DRIVER'S EDUCATION			
241-111-100-0000	General Checking - Pooled Cash	8,629.27	1,230.61CR	7,398.66
241-111-200-0000	USB - Payroll Tax Account	0.00	0.00	0.00
241-113-800-0000	State Driver's Ed Receivable	5,375.00	0.00	5,375.00
241-114-100-0000	Due From Other Funds	0.00	0.00	0.00
241-114-110-0000	Fees Receivable	0.00	0.00	0.00
241-114-500-0000	Accounts Receivable	0.00	0.00	0.00
241-114-900-0000	Due To/Due From	0.00	0.00	0.00
241-211-100-0000	Due to Other Funds	0.00	0.00	0.00
241-213-000-0000	Accounts Payable	0.00	0.00	0.00
241-213-150-0000	Encumbrances Payable	0.00	0.00	0.00
241-217-100-0000	Salaries Payable	0.03	0.00	0.03
241-218-100-0000	FICA/Federal Withholding	0.00	0.00	0.00
241-218-200-0000	State Tax Withholding	0.00	0.00	0.00
241-218-300-0000	PERSI Withholding	0.00	0.00	0.00
241-218-400-0000	Blue Cross Withholding	0.00	0.00	0.00
241-218-800-0000	Miscellaneous Withholding	0.00	0.00	0.00
241-320-001-0000	Beginning Fund Balance	15,191.01CR	0.00	15,191.01CR
241-320-100-0000	Fund Balance	5,444.36CR	1,230.61	4,213.75CR
	Revenues over Expenditures	6,631.07CR	0.00	6,631.07CR
		=====	=====	=====
	PTE - BUSINESS TECHNOLOGY			
242-111-100-0000	General Checking - Pooled Cash	12,129.62	9,638.88	21,768.50
242-114-100-0000	Grant Receivable	0.00	0.00	0.00
242-114-500-0000	Accounts Receivable	0.00	0.00	0.00
242-114-900-0000	Due To/Due From	0.00	0.00	0.00
242-213-000-0000	Accounts Payable	0.00	0.00	0.00
242-213-150-0000	Encumbrances Payable	0.00	0.00	0.00
242-214-100-0000	Contracts Payable	470.65CR	0.00	470.65CR
242-217-100-0000	Salaries Payable	0.00	0.00	0.00
242-218-100-0000	FICA/Federal Tax Payable	0.00	0.00	0.00
242-218-200-0000	State Income Tax Payable	0.00	0.00	0.00
242-218-300-0000	PERSI Payable	0.00	0.00	0.00
242-218-400-0000	Health Insurance Payable	0.00	0.00	0.00
242-218-800-0000	Miscellaneous Payable	0.00	0.00	0.00
242-320-001-0000	Beginning Fund Balance	1,974.47CR	0.00	1,974.47CR
242-320-100-0000	Fund Balance	7,183.61CR	9,638.88CR	16,822.49CR
	Revenues over Expenditures	2,500.89	0.00	2,500.89
		=====	=====	=====
	PTE - ENGINEERING TECHNOLOGY			
243-111-100-0000	General Checking - Pooled Cash	10,272.25	9,519.84	19,792.09
243-111-200-0000	USB-Payroll Tax Account	0.00	0.00	0.00
243-114-100-0000	Grant Receivable	0.00	0.00	0.00
243-114-400-0000	DUE FROM OTHER FUNDS	0.00	0.00	0.00
243-114-500-0000	Accounts Receivable	0.00	0.00	0.00
243-114-900-0000	Due To/Due From	0.00	0.00	0.00
243-211-100-0000	Due to Other Funds	0.00	0.00	0.00
243-213-000-0000	Accounts Payable	0.00	0.00	0.00
243-213-150-0000	Encumbrances Payable	0.00	0.00	0.00

ACCT #	ACCT NAME	BEG BALANCE	MTD ACTIVITY	YTD BALANCE
243-214-100-0000	Contracts Payable	532.93CR	0.00	532.93CR
243-217-100-0000	Salaries Payable	0.00	0.00	0.00
243-218-100-0000	FICA/Federal Withholding	0.00	0.00	0.00
243-218-200-0000	State Tax Withholding	0.00	0.00	0.00
243-218-300-0000	PERSI Withholding	0.00	0.00	0.00
243-218-400-0000	Blue Cross Withholding	0.00	0.00	0.00
243-218-800-0000	Miscellaneous Withholding	0.00	0.00	0.00
243-320-001-0000	Beginning Fund Balance	9,319.88CR	0.00	9,319.88CR
243-320-100-0000	Fund Balance	8,424.57CR	9,519.84CR	17,944.41CR
	Revenues over Expenditures	8,005.13CR	0.00	8,005.13CR
PTE - AG SCIENCE				
244-111-100-0000	General Checking - Pooled Cash	6,518.25CR	12,551.75	6,033.50
244-114-100-0000	Grant Receivable	0.00	0.00	0.00
244-114-500-0000	Accounts Receivable	0.00	0.00	0.00
244-114-900-0000	Due To/Due From	0.00	0.00	0.00
244-213-000-0000	Accounts Payable	0.00	0.00	0.00
244-213-150-0000	Encumbrances Payable	0.00	0.00	0.00
244-214-100-0000	Contracts Payable	1,411.93CR	0.00	1,411.93CR
244-217-100-0000	Salaries Payable	0.00	0.00	0.00
244-218-100-0000	FICA/Federal Income Tax Payable	0.00	0.00	0.00
244-218-200-0000	State Income Tax Payable	0.00	0.00	0.00
244-218-300-0000	PERSI Payable	0.00	0.00	0.00
244-218-400-0000	Health Insurance Payable	0.00	0.00	0.00
244-218-800-0000	Miscellaneous Payable	0.00	0.00	0.00
244-320-001-0000	Beginning Fund Balance	560.31	0.00	560.31
244-320-100-0000	Fund Balance	15,930.62	12,551.75CR	3,378.87
	Revenues over Expenditures	8,560.75	0.00	8,560.75
CLASSROOM TECHNOLOGY				
245-111-100-0000	General Checking - Pooled Cash	22,501.10CR	18,441.07CR	40,942.17CR
245-111-200-0000	USB - Payroll Tax Account	0.00	0.00	0.00
245-114-100-0000	Grant Receivable	0.00	0.00	0.00
245-114-400-0000	Due From Other Funds	0.00	0.00	0.00
245-114-500-0000	Accounts Receivable	0.00	0.00	0.00
245-114-900-0000	Due To/Due From	0.00	0.00	0.00
245-211-100-0000	Due to Other Funds	0.00	0.00	0.00
245-213-000-0000	Accounts Payable	0.00	0.00	0.00
245-213-150-0000	Encumbrances Payable	0.00	0.00	0.00
245-214-100-0000	Contracts Payable	0.00	0.00	0.00
245-217-100-0000	Salaries Payable	0.02CR	0.00	0.02CR
245-218-100-0000	FICA/Federal Withholding	0.00	0.00	0.00
245-218-200-0000	State Tax Withholding	0.00	0.00	0.00
245-218-300-0000	PERSI Withholding	0.00	0.00	0.00
245-218-400-0000	Blue Cross Withholding	0.00	0.00	0.00
245-218-800-0000	Miscellaneous Withholding	0.00	0.00	0.00
245-320-001-0000	Beginning Fund Balance	9,995.72CR	0.00	9,995.72CR
245-320-100-0000	Fund Balance	181,195.51	18,441.07	199,636.58
	Revenues over Expenditures	148,698.67	0.00	148,698.67
STATE DRUG FREE				
246-111-100-0000	General Checking - Pooled Cash	2,562.89CR	1,429.41CR	3,992.30CR
246-114-400-0000	Due From Other Funds	0.00	0.00	0.00
246-213-000-0000	Accounts Payable	0.00	0.00	0.00
246-214-400-0000	Due to Other Funds	0.00	0.00	0.00
246-217-100-0000	Salaries Payable	0.00	0.00	0.00
246-218-100-0000	FICA/Federal Tax Payable	0.00	0.00	0.00
246-218-200-0000	State Withholding Tax Payable	0.00	0.00	0.00
246-218-300-0000	PERSI Payable	0.00	0.00	0.00
246-218-400-0000	Health Insurance Payable	0.00	0.00	0.00
246-218-800-0000	Miscellaneous Payable	0.00	0.00	0.00
246-320-001-0000	Beginning Fund Balance	0.00	0.00	0.00
246-320-100-0000	Fund Balance	24,203.25CR	0.00	24,203.25CR
	Revenues over Expenditures	26,766.14CR	1,429.41CR	28,195.55CR
STATE LIBRARY GRANT				
247-111-100-0000	General Checking - Pooled Cash	0.00	0.00	0.00
247-213-000-0000	Accounts Payable	0.00	0.00	0.00
247-320-001-0000	Beginning Fund Balance	0.00	0.00	0.00
247-320-100-0000	Fund Balance	0.00	0.00	0.00
	Revenues over Expenditures	0.00	0.00	0.00
CSI UP				
250-111-100-0000	General Checking - Pooled Cash	29,935.45CR	31,559.60CR	61,495.05CR
250-114-100-0000	Grant Receivable	0.00	0.00	0.00
250-213-000-0000	Accounts Payable	0.00	0.00	0.00
250-217-100-0000	Salaries Payable	0.00	0.00	0.00
250-218-100-0000	FICA/Federal Tax Payable	0.00	0.00	0.00
250-218-200-0000	State Tax Payable	0.00	0.00	0.00
250-218-300-0000	PERSI Retirement Payable	0.00	0.00	0.00
250-218-400-0000	Health Insurance Payable	0.00	0.00	0.00
250-218-800-0000	Miscellaneous Payable	0.00	0.00	0.00
250-320-100-0000	Fund Balance	13,147.66	0.00	13,147.66

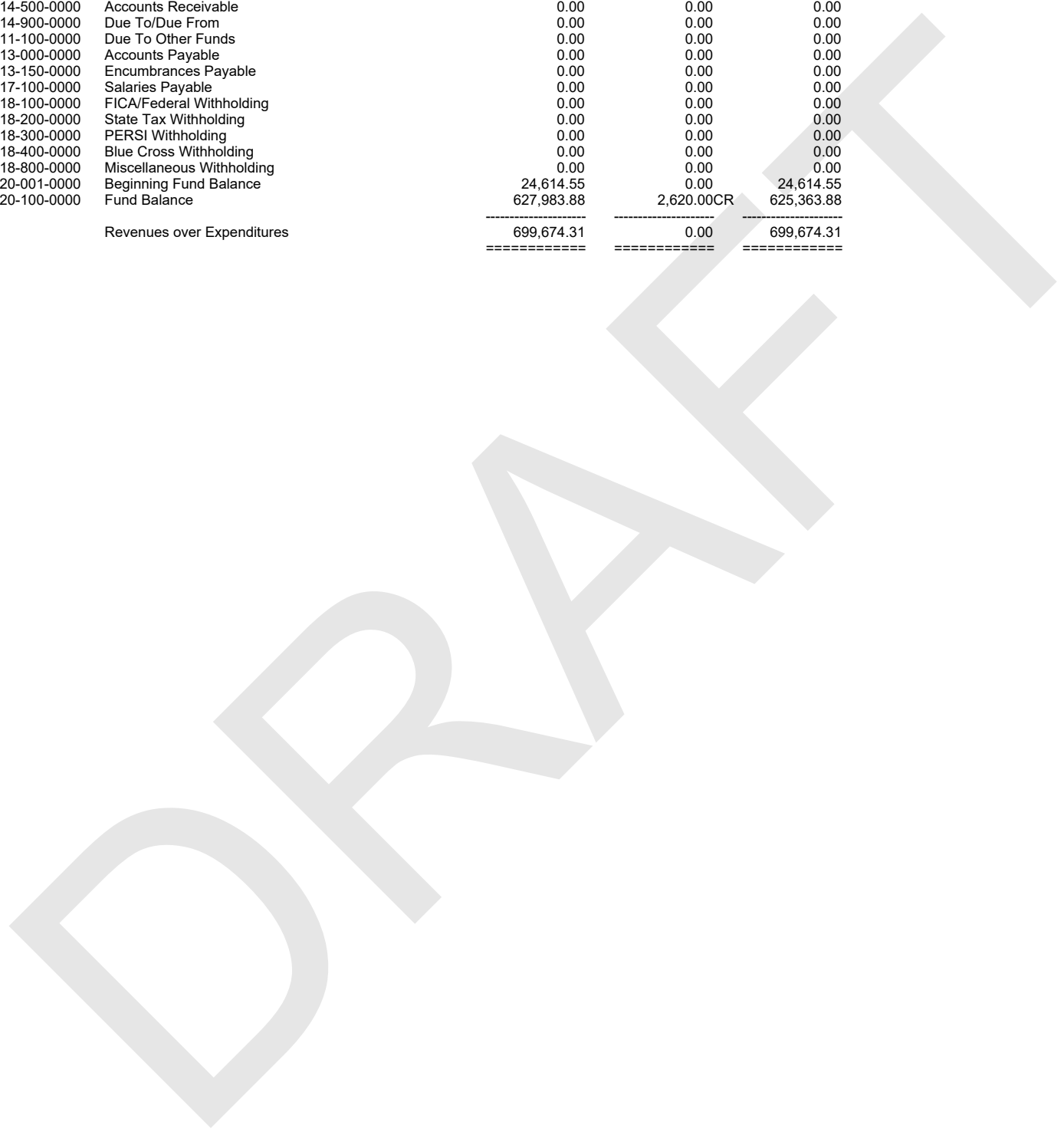
ACCT #	ACCT NAME	BEG BALANCE	MTD ACTIVITY	YTD BALANCE
	Revenues over Expenditures	16,787.79CR	31,559.60CR	48,347.39CR
	TITLE I-A			
251-111-100-0000	General Checking - Pooled Cash	46,479.63CR	57,453.69	10,974.06
251-111-200-0000	USB - Payroll Tax Account	0.00	0.00	0.00
251-114-100-0000	Grant Receivable	0.00	0.00	0.00
251-114-400-0000	Due From Other Funds	0.19CR	0.00	0.19CR
251-114-500-0000	Accounts Receivable	0.00	0.00	0.00
251-114-900-0000	Due To/Due From	0.00	0.00	0.00
251-211-100-0000	Due To Other Funds	0.00	0.00	0.00
251-213-000-0000	Accounts Payable	0.00	0.00	0.00
251-213-150-0000	Encumbrances Payable	0.00	0.00	0.00
251-214-100-0000	Contracts Payable	30,270.52CR	0.00	30,270.52CR
251-217-100-0000	Salaries Payable	0.01	0.00	0.01
251-218-100-0000	FICA/Federal Withholding	0.00	0.00	0.00
251-218-200-0000	State Tax Withholding	0.00	0.00	0.00
251-218-300-0000	PERSI Withholding	0.00	0.00	0.00
251-218-400-0000	Blue Cross Withholding	0.00	0.00	0.00
251-218-800-0000	Miscellaneous Withholding	0.00	0.00	0.00
251-221-100-0000	Deferred Revenue	0.00	0.00	0.00
251-320-001-0000	Beginning Fund Balance	17,990.64	0.00	17,990.64
251-320-100-0000	Fund Balance	117,032.43	57,453.69CR	59,578.74
	Revenues over Expenditures	58,272.74	0.00	58,272.74
	ESSER			
252-111-100-0000	General Checking - Pooled Cash	5,616.62CR	99.00CR	5,715.62CR
252-114-100-0000	Grant Receivable	11,830.98	0.00	11,830.98
252-213-000-0000	Accounts Payable	0.00	0.00	0.00
252-217-100-0000	Salaries Payable	4,515.31CR	0.00	4,515.31CR
252-218-100-0000	FICA/Federal Tax Payable	0.00	0.00	0.00
252-218-200-0000	State Tax Payable	0.00	0.00	0.00
252-218-300-0000	PERSI Retirement Payable	0.00	0.00	0.00
252-218-400-0000	Health Insurance Payable	0.00	0.00	0.00
252-218-800-0000	Miscellaneous Payable	0.00	0.00	0.00
252-320-100-0000	Fund Balance	56,856.95	0.00	56,856.95
	Revenues over Expenditures	58,556.00	99.00CR	58,457.00
	TITLE I-C MIGRATORY CHILDREN			
253-111-100-0000	General Checking - Pooled Cash	12,119.47CR	23,673.99	11,554.52
253-111-200-0000	USB - Payroll Tax Account	0.00	0.00	0.00
253-114-100-0000	Grant Receivable	84.99CR	0.00	84.99CR
253-114-400-0000	Due From Other Funds	0.00	0.00	0.00
253-114-500-0000	Accounts Receivable	0.00	0.00	0.00
253-114-900-0000	Due To/Due From	0.00	0.00	0.00
253-211-100-0000	Due To Other Funds	0.00	0.00	0.00
253-213-000-0000	Accounts Payable	120.00	0.00	120.00
253-213-150-0000	Encumbrances Payable	35.00CR	0.00	35.00CR
253-214-100-0000	Contracts Payable	13,574.05CR	0.00	13,574.05CR
253-217-100-0000	Salaries Payable	0.01CR	0.00	0.01CR
253-218-100-0000	FICA/Federal Withholding	0.00	0.00	0.00
253-218-200-0000	State Tax Withholding	0.00	0.00	0.00
253-218-300-0000	PERSI Withholding	0.00	0.00	0.00
253-218-400-0000	Blue Cross Withholding	0.00	0.00	0.00
253-218-800-0000	Miscellaneous Withholding	0.00	0.00	0.00
253-221-100-0000	Deferred Revenue	0.00	0.00	0.00
253-320-001-0000	Beginning Fund Balance	0.06CR	0.00	0.06CR
253-320-100-0000	Fund Balance	43,724.42	20,890.84CR	22,833.58
	Revenues over Expenditures	18,030.84	2,783.15	20,813.99
	GEAR UP			
254-111-100-0000	General Checking - Pooled Cash	17,779.99CR	2,684.15CR	20,464.14CR
254-114-100-0000	Grant Receivable	12,490.38	0.00	12,490.38
254-213-000-0000	Accounts Payable	0.00	0.00	0.00
254-217-100-0000	Salaries Payable	5,105.90CR	0.00	5,105.90CR
254-218-100-0000	FICA/Federal Tax Payable	0.00	0.00	0.00
254-218-200-0000	State Tax Payable	0.00	0.00	0.00
254-218-300-0000	PERSI Payable	0.00	0.00	0.00
254-218-400-0000	Health Insurance Payable	0.00	0.00	0.00
254-218-800-0000	Miscellaneous Payable	0.00	0.00	0.00
254-320-100-0000	Fund Balance	7,235.91	0.00	7,235.91
	Revenues over Expenditures	3,159.60CR	2,684.15CR	5,843.75CR
	TITLE VI-B SCHOOL AGE			
257-111-100-0000	General Checking - Pooled Cash	43,465.13CR	47,230.26	3,765.13
257-111-200-0000	USB - Payroll Tax Account	0.00	0.00	0.00
257-114-100-0000	Grant Receivable	0.04	0.00	0.04
257-114-400-0000	Due From Other Funds	0.00	0.00	0.00
257-114-500-0000	Accounts Receivable	0.00	0.00	0.00
257-114-900-0000	Due To/Due From	0.00	0.00	0.00
257-211-100-0000	Due To Other Funds	0.00	0.00	0.00
257-213-000-0000	Accounts Payable	0.00	0.00	0.00
257-213-150-0000	Encumbrances Payable	0.00	0.00	0.00
257-214-100-0000	Contracts Payable	21,480.36CR	0.00	21,480.36CR
257-217-100-0000	Salaries Payable	0.00	0.00	0.00
257-218-100-0000	FICA/Federal Withholding	0.04CR	0.00	0.04CR

ACCT #	ACCT NAME	BEG BALANCE	MTD ACTIVITY	YTD BALANCE
257-218-200-0000	State Tax Withholding	0.00	0.00	0.00
257-218-300-0000	PERSI Withholding	0.00	0.00	0.00
257-218-400-0000	Blue Cross Withholding	0.00	0.00	0.00
257-218-800-0000	Miscellaneous Withholding	0.00	0.00	0.00
257-221-100-0000	Deferred Revenue	0.00	0.00	0.00
257-320-001-0000	Beginning Fund Balance	48,994.31	0.00	48,994.31
257-320-002-0000	Beginning Fund Balance Adjustment	3,668.66CR	0.00	3,668.66CR
257-320-100-0000	Fund Balance	11,436.63CR	47,230.26CR	58,666.89CR
	Revenues over Expenditures	31,056.47CR	0.00	31,056.47CR
TITLE VI-B PRE-SCHOOL				
258-111-100-0000	General Checking - Pooled Cash	2,680.53CR	3,403.42	722.89
258-111-200-0000	USB - Payroll Tax Account	0.00	0.00	0.00
258-114-100-0000	Grant Receivable	54.33CR	0.00	54.33CR
258-114-400-0000	Due From Other Funds	0.00	0.00	0.00
258-114-500-0000	Accounts Receivable	0.00	0.00	0.00
258-114-900-0000	Due To/Due From	0.00	0.00	0.00
258-211-100-0000	Due To Other Funds	0.00	0.00	0.00
258-213-000-0000	Accounts Payable	0.00	0.00	0.00
258-213-150-0000	Encumbrances Payable	0.00	0.00	0.00
258-214-100-0000	Contracts Payable	0.00	0.00	0.00
258-217-100-0000	Salaries Payable	0.00	0.00	0.00
258-218-100-0000	FICA/Federal Withholding	0.00	0.00	0.00
258-218-200-0000	State Tax Withholding	0.00	0.00	0.00
258-218-300-0000	PERSI Withholding	0.00	0.00	0.00
258-218-400-0000	Blue Cross Withholding	0.00	0.00	0.00
258-218-800-0000	Miscellaneous Withholding	0.00	0.00	0.00
258-320-001-0000	Beginning Fund Balance	3,922.25	0.00	3,922.25
258-320-100-0000	Fund Balance	16,550.74CR	3,403.42CR	19,954.16CR
	Revenues over Expenditures	15,363.35CR	0.00	15,363.35CR
SCHOOL-BASED MEDICAID				
260-111-100-0000	General Checking - Pooled Cash	232,010.41CR	9,449.55	222,560.86CR
260-114-100-0000	Medicaid Receivable	5,724.01CR	0.00	5,724.01CR
260-114-900-0000	Due To/Due From	0.00	0.00	0.00
260-213-000-0000	Accounts Payable	0.00	0.00	0.00
260-214-100-0000	Contracts Payable	25,286.57CR	0.00	25,286.57CR
260-217-100-0000	Salaries Payable	0.00	0.00	0.00
260-218-100-0000	FICA/Federal Withholding	0.00	0.00	0.00
260-218-200-0000	State Tax Payable	0.00	0.00	0.00
260-218-300-0000	PERSI Payable	0.00	0.00	0.00
260-218-400-0000	Blue Cross Payable	0.00	0.00	0.00
260-218-800-0000	Miscellaneous Payable	0.00	0.00	0.00
260-320-100-0000	Fund Balance	51,930.84	0.00	51,930.84
	Revenues over Expenditures	211,090.15CR	9,449.55	201,640.60CR
TITLE IV-A, ESSA				
261-111-100-0000	General Checking - Pooled Cash	0.13	0.00	0.13
261-114-100-0000	Grant Receivable	0.13CR	0.00	0.13CR
261-114-900-0000	Due To/Due From	0.00	0.00	0.00
261-213-000-0000	Accounts Payable	0.00	0.00	0.00
261-214-000-0000	Due to Other Funds	0.00	0.00	0.00
261-214-100-0000	Contracts Payable	0.00	0.00	0.00
261-217-100-0000	Salaries Payable	0.00	0.00	0.00
261-218-100-0000	FICA/Federal Tax Payable	0.00	0.00	0.00
261-218-200-0000	State Tax Payable	0.00	0.00	0.00
261-218-300-0000	PERSI Payable	0.00	0.00	0.00
261-218-400-0000	Blue Cross Payable	0.00	0.00	0.00
261-218-800-0000	Miscellaneous Payable	0.00	0.00	0.00
261-320-100-0000	Fund Balance	11,059.17CR	0.00	11,059.17CR
	Revenues over Expenditures	11,059.17CR	0.00	11,059.17CR
RURAL & LOW INCOME				
262-111-100-0000	General Checking - Pooled Cash	0.00	0.00	0.00
262-111-200-0000	USB - Payroll Tax Account	0.00	0.00	0.00
262-114-100-0000	Grant Receivable	0.00	0.00	0.00
262-114-400-0000	Due From Other Funds	0.00	0.00	0.00
262-114-500-0000	Accounts Receivable	0.00	0.00	0.00
262-114-900-0000	Due To/Due From	0.00	0.00	0.00
262-211-100-0000	Due To Other Funds	0.00	0.00	0.00
262-213-000-0000	Accounts Payable	0.00	0.00	0.00
262-213-150-0000	Encumbrances Payable	0.00	0.00	0.00
262-214-100-0000	Contracts Payable	0.00	0.00	0.00
262-217-100-0000	Salaries Payable	0.02	0.00	0.02
262-218-100-0000	FICA/Federal Withholding	0.00	0.00	0.00
262-218-200-0000	State Tax Withholding	0.00	0.00	0.00
262-218-300-0000	PERSI Withholding	0.00	0.00	0.00
262-218-400-0000	Blue Cross Withholding	0.00	0.00	0.00
262-218-800-0000	Miscellaneous Withholding	0.00	0.00	0.00
262-221-100-0000	Deferred Revenue	0.00	0.00	0.00
262-320-001-0000	Beginning Fund Balance	149.63	0.00	149.63
262-320-100-0000	Fund Balance	41,005.79CR	0.00	41,005.79CR
	Revenues over Expenditures	40,856.14CR	0.00	40,856.14CR

ACCT #	ACCT NAME	BEG BALANCE	MTD ACTIVITY	YTD BALANCE
263-111-100-0000	General Checking - Pooled Cash	12,871.35	180.04CR	12,691.31
263-111-200-0000	USB - Payroll Tax Account	0.00	0.00	0.00
263-114-100-0000	Grant Receivable	0.00	0.00	0.00
263-114-400-0000	Due From Other Funds	0.00	0.00	0.00
263-114-500-0000	Accounts Receivable	0.00	0.00	0.00
263-114-900-0000	Due To/Due From	0.00	0.00	0.00
263-211-100-0000	Due To Other Funds	0.00	0.00	0.00
263-213-000-0000	Accounts Payable	0.00	0.00	0.00
263-213-150-0000	Encumbrances Payable	0.00	0.00	0.00
263-214-100-0000	Contracts Payable	249.51CR	0.00	249.51CR
263-217-100-0000	Salaries Payable	0.00	0.00	0.00
263-218-100-0000	FICA/Federal Withholding	0.00	0.00	0.00
263-218-200-0000	State Tax Withholding	0.00	0.00	0.00
263-218-300-0000	PERSI Withholding	0.00	0.00	0.00
263-218-400-0000	Blue Cross Withholding	0.00	0.00	0.00
263-218-800-0000	Miscellaneous Withholding	0.00	0.00	0.00
263-221-100-0000	Deferred Revenue	0.00	0.00	0.00
263-320-001-0000	Beginning Fund Balance	10,825.43CR	0.00	10,825.43CR
263-320-100-0000	Fund Balance	97,632.61CR	180.04	97,452.57CR
	Revenues over Expenditures	95,836.20CR	0.00	95,836.20CR
TITLE III				
270-111-100-0000	General Checking - Pooled Cash	9,896.16CR	12,013.20	2,117.04
270-111-200-0000	USB - Payroll Tax Account	0.00	0.00	0.00
270-114-100-0000	Grant Receivable	0.00	0.00	0.00
270-114-400-0000	Due From Other Funds	0.00	0.00	0.00
270-114-500-0000	Accounts Receivable	0.00	0.00	0.00
270-114-900-0000	Due To/Due From	0.00	0.00	0.00
270-213-000-0000	Accounts Payable	0.00	0.00	0.00
270-213-150-0000	Encumbrances Payable	0.00	0.00	0.00
270-214-100-0000	Contracts Payable	5,336.85CR	0.00	5,336.85CR
270-217-100-0000	Salaries Payable	0.00	0.00	0.00
270-218-100-0000	FICA/Federal Withholding	0.00	0.00	0.00
270-218-200-0000	State Tax Withholding	0.00	0.00	0.00
270-218-300-0000	PERSI Withholding	0.00	0.00	0.00
270-218-400-0000	Blue Cross Withholding	0.00	0.00	0.00
270-218-800-0000	Miscellaneous Withholding	0.00	0.00	0.00
270-221-100-0000	Due To Other Funds	0.00	0.00	0.00
270-320-001-0000	Beginning Fund Balance	3,971.55	0.00	3,971.55
270-320-100-0000	Fund Balance	19,801.26	12,013.20CR	7,788.06
	Revenues over Expenditures	8,539.80	0.00	8,539.80
TITLE II-A IMPROVING TEACHER QUAL				
271-111-100-0000	General Checking - Pooled Cash	7,040.81CR	4,040.44	3,000.37CR
271-111-200-0000	USB - Payroll Tax Account	0.00	0.00	0.00
271-114-100-0000	Grant Receivable	0.00	0.00	0.00
271-114-400-0000	Due From Other Funds	0.00	0.00	0.00
271-114-500-0000	Accounts Receivable	0.00	0.00	0.00
271-114-900-0000	Due To/Due From	0.00	0.00	0.00
271-213-000-0000	Accounts Payable	0.00	0.00	0.00
271-213-150-0000	Encumbrances Payable	0.00	0.00	0.00
271-214-100-0000	Contracts Payable	0.00	0.00	0.00
271-214-210-0000	Due to Other Funds	0.19	0.00	0.19
271-217-100-0000	Salaries Payable	0.03CR	0.00	0.03CR
271-218-100-0000	FICA/Federal Withholding	0.00	0.00	0.00
271-218-200-0000	State Tax Withholding	0.00	0.00	0.00
271-218-300-0000	PERSI Withholding	0.00	0.00	0.00
271-218-400-0000	Blue Cross Withholding	0.00	0.00	0.00
271-218-800-0000	Miscellaneous Withholding	0.00	0.00	0.00
271-221-100-0000	Deferred Revenue	0.00	0.00	0.00
271-320-001-0000	Beginning Fund Balance	17,066.72	0.00	17,066.72
271-320-100-0000	Fund Balance	22,258.22CR	4,040.44CR	26,298.66CR
	Revenues over Expenditures	12,232.15CR	0.00	12,232.15CR
21ST CENTURY GRANT PROGRAM				
273-111-100-0000	General Checking - Pooled Cash	7,265.57CR	10,874.04	3,608.47
273-111-200-0000	USB - Payroll Tax Account	0.00	0.00	0.00
273-114-100-0000	Grant Receivable	0.18CR	0.00	0.18CR
273-114-400-0000	Due From Other Funds	0.00	0.00	0.00
273-114-500-0000	Accounts Receivable	0.00	0.00	0.00
273-114-900-0000	Due To/Due From	0.00	0.00	0.00
273-211-100-0000	Due To Other Funds	0.00	0.00	0.00
273-213-000-0000	Accounts Payable	1,836.00CR	0.00	1,836.00CR
273-213-150-0000	Encumbrances Payable	0.00	0.00	0.00
273-217-100-0000	Salaries Payable	6,824.42CR	0.00	6,824.42CR
273-218-100-0000	FICA/Federal Withholding	0.00	0.00	0.00
273-218-200-0000	State Tax Withholding	0.00	0.00	0.00
273-218-300-0000	PERSI Withholding	0.00	0.00	0.00
273-218-400-0000	Blue Cross Withholding	0.00	0.00	0.00
273-218-800-0000	Miscellaneous Withholding	0.00	0.00	0.00
273-320-100-0000	Fund Balance	95,442.48CR	10,874.04CR	106,316.52CR
	Revenues over Expenditures	111,368.65CR	0.00	111,368.65CR
21ST CENTURY SUPPLEMENTAL GRANTS				
274-111-100-0000	General Checking - Pooled Cash	1,028.49	0.00	1,028.49

ACCT #	ACCT NAME	BEG BALANCE	MTD ACTIVITY	YTD BALANCE
274-213-000-0000	Accounts Payable	0.00	0.00	0.00
274-320-100-0000	Fund Balance	1,000.00CR	0.00	1,000.00CR
	Revenues over Expenditures	28.49	0.00	28.49
CHARACTER ED - LEARN & SERVE				
283-111-100-0000	General Checking - Pooled Cash	103,075.21CR	24,926.69	78,148.52CR
283-111-200-0000	USB - Payroll Tax Account	0.00	0.00	0.00
283-114-100-0000	Grant Receivable	0.00	0.00	0.00
283-114-400-0000	Due From Other Funds	0.00	0.00	0.00
283-114-500-0000	Accounts Receivable	0.00	0.00	0.00
283-114-900-0000	Due To/Due From	0.00	0.00	0.00
283-211-100-0000	Due To Other Funds	0.00	0.00	0.00
283-213-000-0000	Accounts Payable	0.00	0.00	0.00
283-213-150-0000	Encumbrances Payable	0.00	0.00	0.00
283-214-100-0000	Contracts Payable	0.00	0.00	0.00
283-217-100-0000	Salaries Payable	0.00	0.00	0.00
283-218-100-0000	FICA/Federal Withholding	0.00	0.00	0.00
283-218-200-0000	State Tax Withholding	0.00	0.00	0.00
283-218-300-0000	PERSI Withholding	0.00	0.00	0.00
283-218-400-0000	Blue Cross Withholding	0.00	0.00	0.00
283-218-800-0000	Miscellaneous Withholding	0.00	0.00	0.00
283-320-100-0000	Fund Balance	85,443.57	24,926.69CR	60,516.88
	Revenues over Expenditures	17,631.64CR	0.00	17,631.64CR
CHILD NUTRITION				
290-111-100-0000	General Checking - Pooled Cash	61,894.76CR	12,828.11CR	74,722.87CR
290-111-104-0000	Child Nutrition Checking	23,551.68	37,570.57	61,122.25
290-111-105-0000	Petty Cash	112.00	0.00	112.00
290-111-200-0000	USB - Payroll Tax Account	0.00	0.00	0.00
290-111-500-0000	Investment Account	0.00	0.00	0.00
290-114-100-0000	Grant Receivable	0.00	0.00	0.00
290-114-400-0000	Due From Other Funds	0.00	0.00	0.00
290-114-500-0000	Accounts Receivable	6,321.62	0.00	6,321.62
290-114-700-0000	Miscellaneous Receivable	0.00	0.00	0.00
290-114-900-0000	Due To/Due From	0.00	0.00	0.00
290-211-100-0000	Due To General Fund	132,566.70CR	0.00	132,566.70CR
290-213-000-0000	Accounts Payable	0.00	0.00	0.00
290-213-150-0000	Encumbrances Payable	0.00	0.00	0.00
290-214-100-0000	Contracts Payable	27,518.84CR	0.00	27,518.84CR
290-217-100-0000	Salaries Payable	0.00	0.00	0.00
290-218-100-0000	FICA/Federal Withholding	0.00	0.00	0.00
290-218-200-0000	State Tax Withholding	16.13	0.00	16.13
290-218-300-0000	PERSI Withholding	0.00	0.00	0.00
290-218-400-0000	Blue Cross Withholding	0.00	0.00	0.00
290-218-800-0000	Miscellaneous Withholding	0.00	0.00	0.00
290-320-001-0000	Beginning Fund Balance	123,803.76	0.00	123,803.76
290-320-100-0000	Fund Balance	290,145.77	24,742.46CR	265,403.31
	Revenues over Expenditures	221,970.66	0.00	221,970.66
BOND REDEMPTION & INTEREST				
310-111-100-0000	General Checking - Pooled Cash	0.00	0.00	0.00
310-111-102-0000	Bond Checking	23,453.05	4,212.44	27,665.49
310-112-100-0000	Investments - State Treasurer	610,733.19	242.33	610,975.52
310-113-100-0000	Property Taxes Receivable	410,336.77	560.63CR	409,776.14
310-114-400-0000	Due From Other Funds	0.00	0.00	0.00
310-114-500-0000	Accounts Receivable	0.00	0.00	0.00
310-114-900-0000	Due To/Due From	0.00	0.00	0.00
310-211-100-0000	Due To Other Funds	0.00	0.00	0.00
310-213-000-0000	Accounts Payable	0.00	0.00	0.00
310-213-150-0000	Encumbrances Payable	0.00	0.00	0.00
310-221-100-0000	Deferred Revenue	22,273.15CR	0.00	22,273.15CR
310-320-001-0000	Beginning Fund Balance	835,452.93CR	0.00	835,452.93CR
310-320-100-0000	Fund Balance	3,400,513.93CR	3,894.14CR	3,404,408.07CR
	Revenues over Expenditures	3,213,717.00CR	0.00	3,213,717.00CR
FACILITIES FUND				
410-111-100-0000	General Checking - Pooled Cash	0.00	0.00	0.00
410-111-103-0000	Construction Checking	0.00	0.00	0.00
410-111-109-0000	Facilities Checking Account	193,976.33	21,714.84CR	172,261.49
410-112-100-0000	Investments - State Treasurer	0.68	0.00	0.68
410-113-100-0000	Taxes Receivable	7,115.04	356.49CR	6,758.55
410-114-400-0000	Due From Other Funds	0.01CR	356.49	356.48
410-114-500-0000	Accounts Receivable	0.00	0.00	0.00
410-114-900-0000	Due To/Due From	0.00	0.00	0.00
410-211-100-0000	Due to Other Funds	8,251.25CR	0.00	8,251.25CR
410-213-000-0000	Accounts Payable	0.00	0.00	0.00
410-213-150-0000	Encumbrances Payable	0.00	0.00	0.00
410-221-100-0000	Deferred Revenue	8,086.92CR	0.00	8,086.92CR
410-320-001-0000	Beginning Fund Balance	19,183.81CR	0.00	19,183.81CR
410-320-100-0000	Fund Balance	26,526.89CR	21,714.84	4,812.05CR
	Revenues over Expenditures	139,043.17	0.00	139,043.17
415-111-500-0000	Recreational Facilities Checking	14,979.00	0.00	14,979.00

ACCT #	ACCT NAME	BEG BALANCE	MTD ACTIVITY	YTD BALANCE
415-213-000-0000	Accounts Payable	0.00	0.00	0.00
415-320-001-0000	Beginning Fund Balance	15,707.47CR	0.00	15,707.47CR
415-320-100-0000	Fund Balance	31,395.47CR	0.00	31,395.47CR
	Revenues over Expenditures	32,123.94CR	0.00	32,123.94CR
	PLANT FACILITIES			
420-111-100-0000	General Checking - Pooled Cash	47,075.88	2,620.00	49,695.88
420-114-400-0000	Due From Other Funds	0.00	0.00	0.00
420-114-500-0000	Accounts Receivable	0.00	0.00	0.00
420-114-900-0000	Due To/Due From	0.00	0.00	0.00
420-211-100-0000	Due To Other Funds	0.00	0.00	0.00
420-213-000-0000	Accounts Payable	0.00	0.00	0.00
420-213-150-0000	Encumbrances Payable	0.00	0.00	0.00
420-217-100-0000	Salaries Payable	0.00	0.00	0.00
420-218-100-0000	FICA/Federal Withholding	0.00	0.00	0.00
420-218-200-0000	State Tax Withholding	0.00	0.00	0.00
420-218-300-0000	PERSI Withholding	0.00	0.00	0.00
420-218-400-0000	Blue Cross Withholding	0.00	0.00	0.00
420-218-800-0000	Miscellaneous Withholding	0.00	0.00	0.00
420-320-001-0000	Beginning Fund Balance	24,614.55	0.00	24,614.55
420-320-100-0000	Fund Balance	627,983.88	2,620.00CR	625,363.88
	Revenues over Expenditures	699,674.31	0.00	699,674.31



ACCT #	ACCT NAME	BEG BALANCE	MTD ACTIVITY	YTD BALANCE
100-111-100-0000	General Checking - Pooled Cash	474,832.99	204,503.10	679,336.09
101-111-100-0000	General Checking - Pooled Cash	102,663.25	11,661.07CR	91,002.18
103-111-100-0000	General Checking - Pooled Cash	0.00	0.00	0.00
105-111-100-0000	General Checking - Pooled Cash	6,549.38CR	800.00CR	7,349.38CR
107-111-100-0000	General Checking - Pooled Cash	4,409.37	0.00	4,409.37
110-111-100-0000	General Checking - Pooled Cash	56,419.58	5,885.39CR	50,534.19
111-111-100-0000	General Checking - Pooled Cash	0.00	0.00	0.00
233-111-100-0000	General Checking - Pooled Cash	0.00	0.00	0.00
241-111-100-0000	General Checking - Pooled Cash	8,629.27	1,230.61CR	7,398.66
242-111-100-0000	General Checking - Pooled Cash	12,129.62	9,638.88	21,768.50
243-111-100-0000	General Checking - Pooled Cash	10,272.25	9,519.84	19,792.09
244-111-100-0000	General Checking - Pooled Cash	6,518.25CR	12,551.75	6,033.50
245-111-100-0000	General Checking - Pooled Cash	22,501.10CR	18,441.07CR	40,942.17CR
246-111-100-0000	General Checking - Pooled Cash	2,562.89CR	1,429.41CR	3,992.30CR
247-111-100-0000	General Checking - Pooled Cash	0.00	0.00	0.00
250-111-100-0000	General Checking - Pooled Cash	29,935.45CR	31,559.60CR	61,495.05CR
251-111-100-0000	General Checking - Pooled Cash	46,479.63CR	57,453.69	10,974.06
252-111-100-0000	General Checking - Pooled Cash	5,616.62CR	99.00CR	5,715.62CR
253-111-100-0000	General Checking - Pooled Cash	12,119.47CR	23,673.99	11,554.52
254-111-100-0000	General Checking - Pooled Cash	17,779.99CR	2,684.15CR	20,464.14CR
257-111-100-0000	General Checking - Pooled Cash	43,465.13CR	47,230.26	3,765.13
258-111-100-0000	General Checking - Pooled Cash	2,680.53CR	3,403.42	722.89
260-111-100-0000	General Checking - Pooled Cash	232,010.41CR	9,449.55	222,560.86CR
261-111-100-0000	General Checking - Pooled Cash	0.13	0.00	0.13
262-111-100-0000	General Checking - Pooled Cash	0.00	0.00	0.00
263-111-100-0000	General Checking - Pooled Cash	12,871.35	180.04CR	12,691.31
270-111-100-0000	General Checking - Pooled Cash	9,896.16CR	12,013.20	2,117.04
271-111-100-0000	General Checking - Pooled Cash	7,040.81CR	4,040.44	3,000.37CR
273-111-100-0000	General Checking - Pooled Cash	7,265.57CR	10,874.04	3,608.47
274-111-100-0000	General Checking - Pooled Cash	1,028.49	0.00	1,028.49
283-111-100-0000	General Checking - Pooled Cash	103,075.21CR	24,926.69	78,148.52CR
290-111-100-0000	General Checking - Pooled Cash	61,894.76CR	12,828.11CR	74,722.87CR
310-111-100-0000	General Checking - Pooled Cash	0.00	0.00	0.00
410-111-100-0000	General Checking - Pooled Cash	0.00	0.00	0.00
420-111-100-0000	General Checking - Pooled Cash	47,075.88	2,620.00	49,695.88
	Cash Accounts Total	112,940.82	345,100.40	458,041.22

