

Welcome to the
Kindergarten
Parent Meeting



Kindergarten Teachers

Mrs. Bradley

Ms. Janies

Mrs. Sexton

Ms. Smith

Ms. Zimlich



W.H. Council Traditional

The mission of W.H. Council Traditional School is to be a school of choice that generates students who excel academically and are responsible, courteous citizens. This will be accomplished by providing a challenging curriculum in an atmosphere of high expectations. With the fulfillment of this mission, W.H. Council Traditional will generate a community of global learners.

Choose The Challenge, Choose Excellence, Choose Council



Daily Schedule

Arrival

- 6:00 - Morning Extended Day Begins
- 7:15 - Extended Day transitions to Breakfast
- 7:30 - Students enter the building from carpool or Virginia Street and go to the cafeteria
- 7:45 - Teachers on Duty/Students Enter Classrooms
- 8:00 - Morning Announcements
- 8:10 - Tardy Bell

Dismissal

- 2:45 - Afternoon Announcements
- 2:50 - Dismissal
 - 2:50 Carpool to Gym
 - 2:50 Virginia Street to Cafeteria
 - 2:50 Bus to Kindergarten Hall
 - 2:50 Daycare Van to Library
 - 3:00 Extended Day to Extended Day Building
- 6:00 Afternoon Extended Day Ends



Daily Attendance

- Students must be in attendance one-half of the instructional day to be counted present.
- An early dismissal before 11:30 a.m. or a tardy after 11:30 a.m. is counted as an absence.
- A written note or doctor's excuse must be sent to school within three days of the student's absence or that absence will be counted as unexcused.
- Written notes from parents or guardians will excuse absences for up to but not exceeding eight (8) absences.
- Parents or guardians of a student who is absent nine (9) or more times must present a clinical or doctor's excuse to the school in order for the absence to be excused.



Student Expectations

- Follow the Code of Conduct by obeying school and classroom rules and procedures
- Be on time each day and ready to do his/her best
- Practice self-control
- Respect the rights of others
- Respect school property
- Use good manners
- Be honest
- Make school and learning a priority
- Come to school in proper uniform every day
- Take care of their materials (pencils, crayons, scissors, glue)
- Show pride in their school



Uniform Policy

There is an observable correlation between students' attire and their classroom behavior, attitude and achievement. The uniform reflects the high standards of W. H. Council Traditional School. It should be worn in accordance with the standard at all times. The uniform should always be clean, neat and in good repair.

Dress for Success!



Boys Uniform

- **Pants** Khaki (uniform style only - no Duckhead, Dockers, etc.) Pants should be neatly hemmed at the correct length (no cuffs)
 - **Pre-K boys only** - may wear khaki pants with elastic in the waist
- **Shirt** White oxford, button-down collar, short sleeve
- **Socks** Solid Khaki crew socks
- **Belt** Red web belt purchased at a uniform store; no character buckles or ring buckles permitted
- **Sweater** "Council Red" Cardigan or V-neck pullover may be purchased at the uniform stores **ONLY**. All sweaters must have the CTS patch and name monogrammed at the store (for uniformity) first name, initial and last name
 - This is the **ONLY** approved outerwear during school hours
- **Shoes** Dirty Buck (tan suede with red hard soles), Dirty Buck (tan suede with dark brown leather saddle)
-
- **Accessories** Earrings are not allowed



Girls Uniform

- **Jumper** “Council Plaid” # 65 (Royal Park); girls must wear shorts under their jumper. Shorts may not come past the hemline.
- **Blouse** White “Peter Pan” collar, short sleeve (no puff sleeves, no lace on sleeves or collar, and no monogrammed collars)
- **Socks** Red cotton socks; red tights may be worn in cold weather (red sweatpants cannot be worn in place of red tights)
- **Sweater** “Council Red” cardigan may be purchased at uniform stores **ONLY**. All sweaters must have the CTS patch and name monogrammed at the store (for uniformity) first name, initial and last name
 - This is the **ONLY** approved outerwear during school hours
- **Shoes** Dirty Buck (tan suede with red hard soles), Dirty Buck (tan suede with dark brown leather saddle), or Solid Navy Saddle Oxford
- **Accessories** Only stud earrings may be worn, all bows and beads must be school colors, necklaces and bracelets are discouraged, and only clear nail polish may be worn.



PE Uniform

- **White** Council t-shirt with logo (other school t-shirts, such as Grandparent's Day, Spring Fling, ACAP, etc. may be worn for PE on Friday)
- **Red** Council shorts with logo
- Predominately white tennis shoes
- **Red** Council sweatshirts and sweatpants with logo may be worn during cooler weather
 - Sweatshirts may be worn all day only on Friday.
- Order forms are available in the office if you need to purchase more uniforms throughout the year.





PARENT ACCESS TO SCHOOLGY

Follow these five steps to gain access to your MCPSS Schoology parent account. MCPSS parents and guardians should follow these instructions to access their parent accounts.

Step 1



Visit app.schoology.com

Visit <https://app.schoology.com>. Note that this is not the same address that students and teachers use to access Schoology.

Click "Forgot Your Password"

Click the "Forgot Your Password" link directly under the Email and Password fields.



Step 2

Step 3



Enter Your Email

Enter the email address you used to register your child for this school year and click the "Send My Login Info" button.

Check Your Email

Check your email from Step 3 for further instructions for creating your own password. Check your spam folder if necessary. If you do not receive a reset link, contact your child's school to verify your contact information.



Step 4

Step 5



Sign In To Schoology

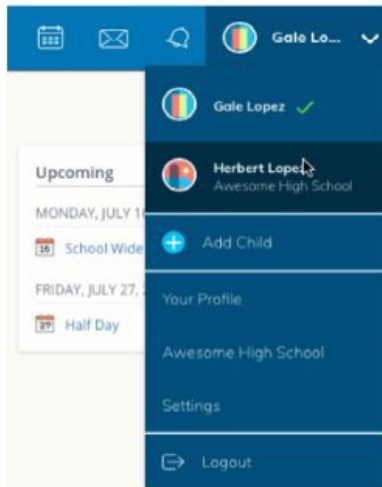
Revisit <https://app.schoology.com> and sign in with your email address and new password.



Schedule your Schoology Parent Email Digest

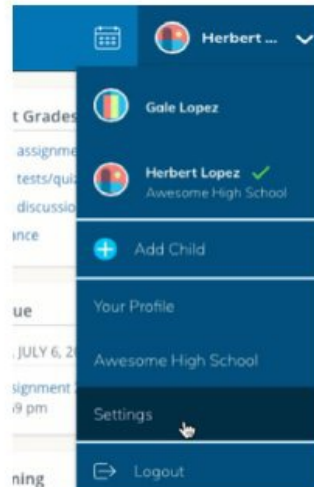
1

After logging in, select your child from the upper right drop-down menu.



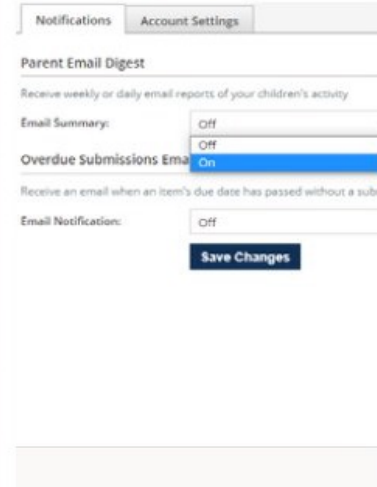
2

Next, select Settings from the same upper right drop-down menu.



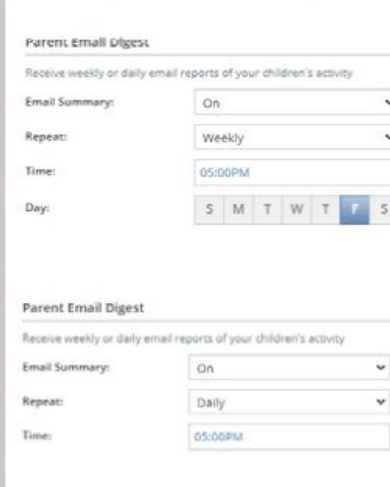
3

From the Notifications tab, set your Email Summary to On.




4

Configure your Parent Email Digest to arrive daily or weekly. Click Save Changes.



Grading Parameters

| Reading | Language Arts | Math |
|------------------------------------|------------------------------------|------------------------------------|
| Major Grades - 60% (2 grades) | Major Grades - 60% (2 grades) | Major Grades - 60% (2 grades) |
| Minor Grades - 30% (2 grades) | Minor Grades - 30% (2 grades) | Minor Grades - 30% (2 grades) |
| Additional Grades - 10% (2 grades) | Additional Grades - 10% (2 grades) | Additional Grades - 10% (2 grades) |



Grading Parameters

| Science | Science |
|-------------------------------|-------------------------------|
| Quarters 1 and 2 | Quarters 3 and 4 |
| Major Grades - 60% (2 grades) | Major Grades - 60% (3 grades) |
| Minor Grades - 40% (2 grades) | Minor Grades - 40% (3 grades) |



Grading Parameters

| Social Studies | Social Studies |
|-------------------------------|-------------------------------|
| Quarters 1 and 2 | Quarters 3 and 4 |
| Major Grades - 60% (2 grades) | Major Grades - 60% (3 grades) |
| Minor Grades - 40% (2 grades) | Minor Grades - 40% (3 grades) |



Kindergarten Grading Scale

A 90% to 100%

B 80% to 89%

C 70% to 79%

M 69% or below (indicates *minimal* performance and is considered *failing*)

* 69% or below is failing per Magnet standards.

*On a kindergarten report card, the student's **FOURTH QUARTER** grade for each subject also serves as the yearly average for that subject. The quarterly grades *are NOT averaged* to calculate the final yearly grade for each subject.



C.A.R.P.

- C.A.R.P - Council Accelerated Reader Program
- Each student will have a set goal each quarter.
- Each student must reach their point goal and maintain an 85% average on quizzes.
- A parent must sign the CARP log to let their child's teacher know that they are ready to take a test on the book.



Snack & Water

- We have a short snack each day.
- Students only need 1 snack and 1 water bottle (please label water bottle and snack).
- Please do not send candy, sodas, or fruit cups.



Transportation

- Please go over your child's first and last name with them.
- For carpool, please have a visible car tag.
- Please be sure to look out for your student while waiting in the carpool line.
- If you need to change your child's dismissal location, please send a note in your child's red take home folder and inform your child.
- **Please** stick to one method of transportation. This ensures that all students remain safe. We want to make sure that everyone gets to their proper dismissal locations.



Newsletter

- A Kindergarten newsletter will be sent out each Monday (or first day of the school week).
- The newsletter will include the standards for the week, assessments being given that week, reminders, and important dates.
- Please read through the information and refer back to the newsletter if you have any questions.



Communication

- All questions, comments and concerns should be directed to your child's classroom teacher using their preferred method of communication.
- Please give the teacher 24 to 48 hrs. to address your concerns.
- Please avoid messaging teachers on personal social media accounts.
- Please respect teachers' office hours.



Thank you!

Thank you for entrusting your child to us this year! We are excited to be a part of their continual growth, and we look forward to working with you to help each student reach their full potential!

We can't wait to watch our little comets soar!

