

Substitute Teacher Employment Process

1. Complete application online at:
<https://coffeecounty.tedk12.com/hire/index.aspx>
2. Complete the availability form. **MUST INCLUDE PROOF OF HIGHEST DEGREE RECEIVED.**
3. Complete payroll forms: I-9 (copy of driver license and Social security card or birth certificate or passport) must be attached and returned to the Central Office. Complete W-4, direct deposit paperwork and return to Central Office. **My Benefits: You will not be able to log in until you have received your first paycheck. If you have any questions, call bookkeeping at 931-723-5150.**
4. Physical: Coffee County Schools Medical Certification Form signed by Physician or Nurse Practitioner
5. Background waiver, Privacy Rights and Fingerprint Instructions
6. Drug Test Consent Form and Drug Test Instructions
7. Confidentiality agreement (FERPA)
8. Handbook Agreement: Substitute and Coffee County Schools
9. New Hire Training-This will be completed once hired and through **My Benefits.**

A candidate is not eligible to substitute until all requirements listed have been completed and returned to the Central Office. Your name will not be added to the substitute list until all requirements have been met by the Central office. Coffee County Schools reserves the right to deny employment to any applicant. Substitutes can be terminated from service at any time.

The Central Office will not keep incomplete employment information past two months. All materials will be shredded due to identity information precaution.

Substitute Procedures for Payment 2022-2023

Payroll is calculated from the first day of the month to the last day of the month. Payment is issued on the fifteenth (15th) of the following month. For example, a teacher working during the month of September would receive payment on October 15. All payroll is Direct Deposit only. Substitutes are paid according to the following salary scale:

Current Rate for Sub Pay:

Certified (with Teacher License) \$85.00

Non-Certified \$70.00

Effective 12/01/2022, Sub Pay will increase:

Certified (with Teacher License) \$95.00

Non-Certified \$80.00

Click here to apply: [Substitute Application for CCSS](#)

Substitute Teacher Availability Form

Name: _____ Date: _____

Email Address: _____

Please check the days you are available to work:

Days:	Check if available:	Comments:
Monday		
Tuesday		
Wednesday		
Thursday		
Friday		

Please check the schools that you wish to substitute at:

Schools:	Check:	Comments:
Coffee County Central High School		
Red Raider Academy		
Coffee County Middle School		
Koss Center		
Deerfield Elementary		
East Coffee Elementary		
New Union Elementary		
Hillsboro Elementary		
North Coffee Elementary		
Hickerson Elementary		

Please circle the highest level of education and you MUST provide proof:

-High School Diploma/GED or Associate Degree or Degree Non Certified

-Degree Certified (Teaching Degree with Active License)

Please circle if you are interested in being:

-Food Service Substitute

-Excellence Program (after school)



Employment Eligibility Verification

Department of Homeland Security
U.S. Citizenship and Immigration Services

USCIS
Form I-9

OMB No.1615-0047

Expires 07/31/2026

START HERE: Employers must ensure the form instructions are available to employees when completing this form. Employers are liable for failing to comply with the requirements for completing this form. See below and the **Instructions**.

ANTI-DISCRIMINATION NOTICE: All employees can choose which acceptable documentation to present for Form I-9. Employers cannot ask employees for documentation to verify information in **Section 1**, or specify which acceptable documentation employees must present for **Section 2** or Supplement B, Reverification and Rehire. Treating employees differently based on their citizenship, immigration status, or national origin may be illegal.

Section 1. Employee Information and Attestation: Employees must complete and sign Section 1 of Form I-9 no later than the **first day of employment**, but not before accepting a job offer.

Last Name (Family Name)		First Name (Given Name)		Middle Initial (if any)	Other Last Names Used (if any)	
Address (Street Number and Name)			Apt. Number (if any)	City or Town		State ZIP Code
Date of Birth (mm/dd/yyyy)	U.S. Social Security Number		Employee's Email Address			Employee's Telephone Number
I am aware that federal law provides for imprisonment and/or fines for false statements, or the use of false documents, in connection with the completion of this form. I attest, under penalty of perjury, that this information, including my selection of the box attesting to my citizenship or immigration status, is true and correct.	Check one of the following boxes to attest to your citizenship or immigration status (See page 2 and 3 of the instructions.):					
	<input type="checkbox"/> 1. A citizen of the United States					
	<input type="checkbox"/> 2. A noncitizen national of the United States (See Instructions.)					
	<input type="checkbox"/> 3. A lawful permanent resident (Enter USCIS or A-Number.)					
<input type="checkbox"/> 4. A noncitizen (other than Item Numbers 2. and 3. above) authorized to work until (exp. date, if any)						
If you check Item Number 4. , enter one of these:						
USCIS A-Number		OR	Form I-94 Admission Number		OR	Foreign Passport Number and Country of Issuance
Signature of Employee				Today's Date (mm/dd/yyyy)		

If a preparer and/or translator assisted you in completing Section 1, that person **MUST** complete the **Preparer and/or Translator Certification** on Page 3.

Section 2. Employer Review and Verification: Employers or their authorized representative must complete and sign **Section 2** within three business days after the employee's first day of employment, and must physically examine, or examine consistent with an alternative procedure authorized by the Secretary of DHS, documentation from List A **OR** a combination of documentation from List B and List C. Enter any additional documentation in the Additional Information box; see Instructions.

	List A	OR	List B	AND	List C
Document Title 1					
Issuing Authority					
Document Number (if any)					
Expiration Date (if any)					
Document Title 2 (if any)	Additional Information				
Issuing Authority					
Document Number (if any)					
Expiration Date (if any)					
Document Title 3 (if any)	<input type="checkbox"/> Check here if you used an alternative procedure authorized by DHS to examine documents.				
Issuing Authority					
Document Number (if any)					
Expiration Date (if any)					

Certification: I attest, under penalty of perjury, that (1) I have examined the documentation presented by the above-named employee, (2) the above-listed documentation appears to be genuine and to relate to the employee named, and (3) to the best of my knowledge, the employee is authorized to work in the United States.

First Day of Employment (mm/dd/yyyy):

Last Name, First Name and Title of Employer or Authorized Representative		Signature of Employer or Authorized Representative		Today's Date (mm/dd/yyyy)
Employer's Business or Organization Name		Employer's Business or Organization Address, City or Town, State, ZIP Code		

For reverification or rehire, complete **Supplement B, Reverification and Rehire** on Page 4.

LISTS OF ACCEPTABLE DOCUMENTS

All documents containing an expiration date must be unexpired.

* Documents extended by the issuing authority are considered unexpired.

Employees may present one selection from List A or a combination of one selection from List B and one selection from List C.

Examples of many of these documents appear in the Handbook for Employers (M-274).

LIST A Documents that Establish Both Identity and Employment Authorization	OR	LIST B Documents that Establish Identity	AND	LIST C Documents that Establish Employment Authorization
<ol style="list-style-type: none"> 1. U.S. Passport or U.S. Passport Card 2. Permanent Resident Card or Alien Registration Receipt Card (Form I-551) 3. Foreign passport that contains a temporary I-551 stamp or temporary I-551 printed notation on a machine-readable immigrant visa 4. Employment Authorization Document that contains a photograph (Form I-766) 5. For an individual temporarily authorized to work for a specific employer because of his or her status or parole: <ol style="list-style-type: none"> a. Foreign passport; and b. Form I-94 or Form I-94A that has the following: <ol style="list-style-type: none"> (1) The same name as the passport; and (2) An endorsement of the individual's status or parole as long as that period of endorsement has not yet expired and the proposed employment is not in conflict with any restrictions or limitations identified on the form. 6. Passport from the Federated States of Micronesia (FSM) or the Republic of the Marshall Islands (RMI) with Form I-94 or Form I-94A indicating nonimmigrant admission under the Compact of Free Association Between the United States and the FSM or RMI 	OR	<ol style="list-style-type: none"> 1. Driver's license or ID card issued by a State or outlying possession of the United States provided it contains a photograph or information such as name, date of birth, gender, height, eye color, and address 2. ID card issued by federal, state or local government agencies or entities, provided it contains a photograph or information such as name, date of birth, gender, height, eye color, and address 3. School ID card with a photograph 4. Voter's registration card 5. U.S. Military card or draft record 6. Military dependent's ID card 7. U.S. Coast Guard Merchant Mariner Card 8. Native American tribal document 9. Driver's license issued by a Canadian government authority <li style="text-align: center;">For persons under age 18 who are unable to present a document listed above: 10. School record or report card 11. Clinic, doctor, or hospital record 12. Day-care or nursery school record 	AND	<ol style="list-style-type: none"> 1. A Social Security Account Number card, unless the card includes one of the following restrictions: <ol style="list-style-type: none"> (1) NOT VALID FOR EMPLOYMENT (2) VALID FOR WORK ONLY WITH INS AUTHORIZATION (3) VALID FOR WORK ONLY WITH DHS AUTHORIZATION 2. Certification of report of birth issued by the Department of State (Forms DS-1350, FS-545, FS-240) 3. Original or certified copy of birth certificate issued by a State, county, municipal authority, or territory of the United States bearing an official seal 4. Native American tribal document 5. U.S. Citizen ID Card (Form I-197) 6. Identification Card for Use of Resident Citizen in the United States (Form I-179) 7. Employment authorization document issued by the Department of Homeland Security <p style="margin-left: 20px;">For examples, see Section 7 and Section 13 of the M-274 on uscis.gov/i-9-central.</p> <p style="margin-left: 20px;">The Form I-766, Employment Authorization Document, is a List A, Item Number 4, document, not a List C document.</p>
<p>Acceptable Receipts</p> <p>May be presented in lieu of a document listed above for a temporary period.</p> <p>For receipt validity dates, see the M-274.</p>				
<ul style="list-style-type: none"> • Receipt for a replacement of a lost, stolen, or damaged List A document. • Form I-94 issued to a lawful permanent resident that contains an I-551 stamp and a photograph of the individual. • Form I-94 with "RE" notation or refugee stamp issued to a refugee. 	OR	<p>Receipt for a replacement of a lost, stolen, or damaged List B document.</p>	AND	<p>Receipt for a replacement of a lost, stolen, or damaged List C document.</p>

*Refer to the Employment Authorization Extensions page on **I-9 Central** for more information.



Supplement A, Preparer and/or Translator Certification for Section 1

Department of Homeland Security
U.S. Citizenship and Immigration Services

USCIS
Form I-9
Supplement A
OMB No. 1615-0047
Expires 07/31/2026

Last Name (<i>Family Name</i>) from Section 1 .	First Name (<i>Given Name</i>) from Section 1 .	Middle initial (if any) from Section 1 .
--	--	---

Instructions: This supplement must be completed by any preparer and/or translator who assists an employee in completing Section 1 of Form I-9. The preparer and/or translator must enter the employee's name in the spaces provided above. Each preparer or translator must complete, sign, and date a separate certification area. Employers must retain completed supplement sheets with the employee's completed Form I-9.

I attest, under penalty of perjury, that I have assisted in the completion of Section 1 of this form and that to the best of my knowledge the information is true and correct.

Signature of Preparer or Translator		Date (<i>mm/dd/yyyy</i>)	
Last Name (<i>Family Name</i>)	First Name (<i>Given Name</i>)		Middle Initial (<i>if any</i>)
Address (<i>Street Number and Name</i>)	City or Town	State	ZIP Code

I attest, under penalty of perjury, that I have assisted in the completion of Section 1 of this form and that to the best of my knowledge the information is true and correct.

Signature of Preparer or Translator		Date (<i>mm/dd/yyyy</i>)	
Last Name (<i>Family Name</i>)	First Name (<i>Given Name</i>)		Middle Initial (<i>if any</i>)
Address (<i>Street Number and Name</i>)	City or Town	State	ZIP Code

I attest, under penalty of perjury, that I have assisted in the completion of Section 1 of this form and that to the best of my knowledge the information is true and correct.

Signature of Preparer or Translator		Date (<i>mm/dd/yyyy</i>)	
Last Name (<i>Family Name</i>)	First Name (<i>Given Name</i>)		Middle Initial (<i>if any</i>)
Address (<i>Street Number and Name</i>)	City or Town	State	ZIP Code

I attest, under penalty of perjury, that I have assisted in the completion of Section 1 of this form and that to the best of my knowledge the information is true and correct.

Signature of Preparer or Translator		Date (<i>mm/dd/yyyy</i>)	
Last Name (<i>Family Name</i>)	First Name (<i>Given Name</i>)		Middle Initial (<i>if any</i>)
Address (<i>Street Number and Name</i>)	City or Town	State	ZIP Code



Supplement B, Reverification and Rehire (formerly Section 3)

Department of Homeland Security
U.S. Citizenship and Immigration Services

USCIS
Form I-9
Supplement B
OMB No. 1615-0047
Expires 07/31/2026

Last Name (Family Name) from Section 1.	First Name (Given Name) from Section 1.	Middle initial (if any) from Section 1.
---	---	---

Instructions: This supplement replaces Section 3 on the previous version of Form I-9. Only use this page if your employee requires reverification, is rehired within three years of the date the original Form I-9 was completed, or provides proof of a legal name change. Enter the employee's name in the fields above. Use a new section for each reverification or rehire. Review the Form I-9 instructions before completing this page. Keep this page as part of the employee's Form I-9 record. Additional guidance can be found in the Handbook for Employers: Guidance for Completing Form I-9 (M-274)

Date of Rehire (if applicable)	New Name (if applicable)		
Date (mm/dd/yyyy)	Last Name (Family Name)	First Name (Given Name)	Middle Initial

Reverification: If the employee requires reverification, your employee can choose to present any acceptable List A or List C documentation to show continued employment authorization. Enter the document information in the spaces below.

Document Title	Document Number (if any)	Expiration Date (if any) (mm/dd/yyyy)
----------------	--------------------------	---------------------------------------

I attest, under penalty of perjury, that to the best of my knowledge, this employee is authorized to work in the United States, and if the employee presented documentation, the documentation I examined appears to be genuine and to relate to the individual who presented it.

Name of Employer or Authorized Representative	Signature of Employer or Authorized Representative	Today's Date (mm/dd/yyyy)
---	--	---------------------------

Additional Information (Initial and date each notation.)

Check here if you used an alternative procedure authorized by DHS to examine documents.

Date of Rehire (if applicable)	New Name (if applicable)		
Date (mm/dd/yyyy)	Last Name (Family Name)	First Name (Given Name)	Middle Initial

Reverification: If the employee requires reverification, your employee can choose to present any acceptable List A or List C documentation to show continued employment authorization. Enter the document information in the spaces below.

Document Title	Document Number (if any)	Expiration Date (if any) (mm/dd/yyyy)
----------------	--------------------------	---------------------------------------

I attest, under penalty of perjury, that to the best of my knowledge, this employee is authorized to work in the United States, and if the employee presented documentation, the documentation I examined appears to be genuine and to relate to the individual who presented it.

Name of Employer or Authorized Representative	Signature of Employer or Authorized Representative	Today's Date (mm/dd/yyyy)
---	--	---------------------------

Additional Information (Initial and date each notation.)

Check here if you used an alternative procedure authorized by DHS to examine documents.

Date of Rehire (if applicable)	New Name (if applicable)		
Date (mm/dd/yyyy)	Last Name (Family Name)	First Name (Given Name)	Middle Initial

Reverification: If the employee requires reverification, your employee can choose to present any acceptable List A or List C documentation to show continued employment authorization. Enter the document information in the spaces below.

Document Title	Document Number (if any)	Expiration Date (if any) (mm/dd/yyyy)
----------------	--------------------------	---------------------------------------

I attest, under penalty of perjury, that to the best of my knowledge, this employee is authorized to work in the United States, and if the employee presented documentation, the documentation I examined appears to be genuine and to relate to the individual who presented it.

Name of Employer or Authorized Representative	Signature of Employer or Authorized Representative	Today's Date (mm/dd/yyyy)
---	--	---------------------------

Additional Information (Initial and date each notation.)

Check here if you used an alternative procedure authorized by DHS to examine documents.

Must attach copy of the following for the I-9 form:

**-Driver License & Social Security Card or Birth Certificate
or Passport**

**Copies cannot be made at the Central Office. Please
have copies made prior to dropping off packet.**

Thank you,

Coffee County Schools
New Employee Payroll Information

Forms attached to be completed and returned to Payroll Department:

- **Form W-4**
- **Authorization Agreement for Direct Deposit with voided check or letter from banking institute with account and routing number**

Additional information attached:

- **My Benefits Channel Information – You will be able to log in once you receive your first pay check.**

Additional Important Information:

- **You will receive pay checks once a month on the 15th of the month. If the 15th is on a weekend, you will be paid the Friday prior to the 15th.**
- **All full-time employees-pay will be spread over a 12-month period.**
- **Individual appointments will be scheduled for full-time employees, with the payroll Department and you will receive the following information:**
 - **Work calendar**
 - **Salary Information**
 - **Retirement Information**

If you have question, you may contact:

Amanda Salsbury 931-222-1061/ salsburya@k12coffee.net

Melissa Todd 931-222-1200/ toddm@k12coffee.net

Employee's Withholding Certificate

Department of the Treasury
Internal Revenue Service

Complete Form W-4 so that your employer can withhold the correct federal income tax from your pay.

Give Form W-4 to your employer.

Your withholding is subject to review by the IRS.

2024

Step 1: Enter Personal Information	(a) First name and middle initial	Last name	(b) Social security number
	Address		Does your name match the name on your social security card? If not, to ensure you get credit for your earnings, contact SSA at 800-772-1213 or go to www.ssa.gov .
	City or town, state, and ZIP code		
	(c) <input type="checkbox"/> Single or Married filing separately <input type="checkbox"/> Married filing jointly or Qualifying surviving spouse <input type="checkbox"/> Head of household (Check only if you're unmarried and pay more than half the costs of keeping up a home for yourself and a qualifying individual.)		

Complete Steps 2-4 ONLY if they apply to you; otherwise, skip to Step 5. See page 2 for more information on each step, who can claim exemption from withholding, and when to use the estimator at www.irs.gov/W4App.

Step 2: Multiple Jobs or Spouse Works

Complete this step if you (1) hold more than one job at a time, or (2) are married filing jointly and your spouse also works. The correct amount of withholding depends on income earned from all of these jobs. Do **only one** of the following.

(a) Use the estimator at www.irs.gov/W4App for most accurate withholding for this step (and Steps 3-4). If you or your spouse have self-employment income, use this option; **or**

(b) Use the Multiple Jobs Worksheet on page 3 and enter the result in Step 4(c) below; **or**

(c) If there are only two jobs total, you may check this box. Do the same on Form W-4 for the other job. This option is generally more accurate than (b) if pay at the lower paying job is more than half of the pay at the higher paying job. Otherwise, (b) is more accurate

Complete Steps 3-4(b) on Form W-4 for only ONE of these jobs. Leave those steps blank for the other jobs. (Your withholding will be most accurate if you complete Steps 3-4(b) on the Form W-4 for the highest paying job.)

Step 3: Claim Dependent and Other Credits	If your total income will be \$200,000 or less (\$400,000 or less if married filing jointly): Multiply the number of qualifying children under age 17 by \$2,000 \$ _____ Multiply the number of other dependents by \$500 \$ _____		
	Add the amounts above for qualifying children and other dependents. You may add to this the amount of any other credits. Enter the total here	3	\$
Step 4 (optional): Other Adjustments	(a) Other income (not from jobs). If you want tax withheld for other income you expect this year that won't have withholding, enter the amount of other income here. This may include interest, dividends, and retirement income	4(a)	\$
	(b) Deductions. If you expect to claim deductions other than the standard deduction and want to reduce your withholding, use the Deductions Worksheet on page 3 and enter the result here	4(b)	\$
	(c) Extra withholding. Enter any additional tax you want withheld each pay period	4(c)	\$

Step 5: Sign Here	Under penalties of perjury, I declare that this certificate, to the best of my knowledge and belief, is true, correct, and complete.		
	Employee's signature (This form is not valid unless you sign it.)		Date

Employers Only	Employer's name and address	First date of employment	Employer identification number (EIN)

General Instructions

Section references are to the Internal Revenue Code.

Future Developments

For the latest information about developments related to Form W-4, such as legislation enacted after it was published, go to www.irs.gov/FormW4.

Purpose of Form

Complete Form W-4 so that your employer can withhold the correct federal income tax from your pay. If too little is withheld, you will generally owe tax when you file your tax return and may owe a penalty. If too much is withheld, you will generally be due a refund. Complete a new Form W-4 when changes to your personal or financial situation would change the entries on the form. For more information on withholding and when you must furnish a new Form W-4, see Pub. 505, Tax Withholding and Estimated Tax.

Exemption from withholding. You may claim exemption from withholding for 2024 if you meet both of the following conditions: you had no federal income tax liability in 2023 **and** you expect to have no federal income tax liability in 2024. You had no federal income tax liability in 2023 if (1) your total tax on line 24 on your 2023 Form 1040 or 1040-SR is zero (or less than the sum of lines 27, 28, and 29), or (2) you were not required to file a return because your income was below the filing threshold for your correct filing status. If you claim exemption, you will have no income tax withheld from your paycheck and may owe taxes and penalties when you file your 2024 tax return. To claim exemption from withholding, certify that you meet both of the conditions above by writing "Exempt" on Form W-4 in the space below Step 4(c). Then, complete Steps 1(a), 1(b), and 5. Do not complete any other steps. You will need to submit a new Form W-4 by February 15, 2025.

Your privacy. Steps 2(c) and 4(a) ask for information regarding income you received from sources other than the job associated with this Form W-4. If you have concerns with providing the information asked for in Step 2(c), you may choose Step 2(b) as an alternative; if you have concerns with providing the information asked for in Step 4(a), you may enter an additional amount you want withheld per pay period in Step 4(c) as an alternative.

When to use the estimator. Consider using the estimator at www.irs.gov/W4App if you:

1. Expect to work only part of the year;
2. Receive dividends, capital gains, social security, bonuses, or business income, or are subject to the Additional Medicare Tax or Net Investment Income Tax; or
3. Prefer the most accurate withholding for multiple job situations.

Self-employment. Generally, you will owe both income and self-employment taxes on any self-employment income you receive separate from the wages you receive as an employee. If you want to pay these taxes through withholding from your wages, use the estimator at www.irs.gov/W4App to figure the amount to have withheld.

Nonresident alien. If you're a nonresident alien, see Notice 1392, Supplemental Form W-4 Instructions for Nonresident Aliens, before completing this form.

Specific Instructions

Step 1(c). Check your anticipated filing status. This will determine the standard deduction and tax rates used to compute your withholding.

Step 2. Use this step if you (1) have more than one job at the same time, or (2) are married filing jointly and you and your spouse both work.

Option (a) most accurately calculates the additional tax you need to have withheld, while option (b) does so with a little less accuracy.

Instead, if you (and your spouse) have a total of only two jobs, you may check the box in option (c). The box must also be checked on the Form W-4 for the other job. If the box is checked, the standard deduction and tax brackets will be cut in half for each job to calculate withholding. This option is accurate for jobs with similar pay; otherwise, more tax than necessary may be withheld, and this extra amount will be larger the greater the difference in pay is between the two jobs.



Multiple jobs. Complete Steps 3 through 4(b) on only one Form W-4. Withholding will be most accurate if you do this on the Form W-4 for the highest paying job.

Step 3. This step provides instructions for determining the amount of the child tax credit and the credit for other dependents that you may be able to claim when you file your tax return. To qualify for the child tax credit, the child must be under age 17 as of December 31, must be your dependent who generally lives with you for more than half the year, and must have the required social security number. You may be able to claim a credit for other dependents for whom a child tax credit can't be claimed, such as an older child or a qualifying relative. For additional eligibility requirements for these credits, see Pub. 501, Dependents, Standard Deduction, and Filing Information. You can also include **other tax credits** for which you are eligible in this step, such as the foreign tax credit and the education tax credits. To do so, add an estimate of the amount for the year to your credits for dependents and enter the total amount in Step 3. Including these credits will increase your paycheck and reduce the amount of any refund you may receive when you file your tax return.

Step 4 (optional).

Step 4(a). Enter in this step the total of your other estimated income for the year, if any. You shouldn't include income from any jobs or self-employment. If you complete Step 4(a), you likely won't have to make estimated tax payments for that income. If you prefer to pay estimated tax rather than having tax on other income withheld from your paycheck, see Form 1040-ES, Estimated Tax for Individuals.

Step 4(b). Enter in this step the amount from the Deductions Worksheet, line 5, if you expect to claim deductions other than the basic standard deduction on your 2024 tax return and want to reduce your withholding to account for these deductions. This includes both itemized deductions and other deductions such as for student loan interest and IRAs.

Step 4(c). Enter in this step any additional tax you want withheld from your pay **each pay period**, including any amounts from the Multiple Jobs Worksheet, line 4. Entering an amount here will reduce your paycheck and will either increase your refund or reduce any amount of tax that you owe.

Step 2(b) – Multiple Jobs Worksheet (Keep for your records.)



If you choose the option in Step 2(b) on Form W-4, complete this worksheet (which calculates the total extra tax for all jobs) on only ONE Form W-4. Withholding will be most accurate if you complete the worksheet and enter the result on the Form W-4 for the highest paying job. To be accurate, submit a new Form W-4 for all other jobs if you have not updated your withholding since 2019.

Note: If more than one job has annual wages of more than \$120,000 or there are more than three jobs, see Pub. 505 for additional tables; or, you can use the online withholding estimator at www.irs.gov/W4App.

- 1 Two jobs. If you have two jobs or you're married filing jointly and you and your spouse each have one job, find the amount from the appropriate table on page 4. Using the "Higher Paying Job" row and the "Lower Paying Job" column, find the value at the intersection of the two household salaries and enter that value on line 1. Then, skip to line 3.
2 Three jobs. If you and/or your spouse have three jobs at the same time, complete lines 2a, 2b, and 2c below. Otherwise, skip to line 3.
a Find the amount from the appropriate table on page 4 using the annual wages from the highest paying job in the "Higher Paying Job" row and the annual wages for your next highest paying job in the "Lower Paying Job" column. Find the value at the intersection of the two household salaries and enter that value on line 2a.
b Add the annual wages of the two highest paying jobs from line 2a together and use the total as the wages in the "Higher Paying Job" row and use the annual wages for your third job in the "Lower Paying Job" column to find the amount from the appropriate table on page 4 and enter this amount on line 2b.
c Add the amounts from lines 2a and 2b and enter the result on line 2c.
3 Enter the number of pay periods per year for the highest paying job. For example, if that job pays weekly, enter 52; if it pays every other week, enter 26; if it pays monthly, enter 12, etc.
4 Divide the annual amount on line 1 or line 2c by the number of pay periods on line 3. Enter this amount here and in Step 4(c) of Form W-4 for the highest paying job (along with any other additional amount you want withheld).

Step 4(b) – Deductions Worksheet (Keep for your records.)



- 1 Enter an estimate of your 2024 itemized deductions (from Schedule A (Form 1040)). Such deductions may include qualifying home mortgage interest, charitable contributions, state and local taxes (up to \$10,000), and medical expenses in excess of 7.5% of your income.
2 Enter: { \$29,200 if you're married filing jointly or a qualifying surviving spouse; \$21,900 if you're head of household; \$14,600 if you're single or married filing separately }
3 If line 1 is greater than line 2, subtract line 2 from line 1 and enter the result here. If line 2 is greater than line 1, enter "-0-".
4 Enter an estimate of your student loan interest, deductible IRA contributions, and certain other adjustments (from Part II of Schedule 1 (Form 1040)). See Pub. 505 for more information.
5 Add lines 3 and 4. Enter the result here and in Step 4(b) of Form W-4.

Privacy Act and Paperwork Reduction Act Notice. We ask for the information on this form to carry out the Internal Revenue laws of the United States. Internal Revenue Code sections 3402(f)(2) and 6109 and their regulations require you to provide this information; your employer uses it to determine your federal income tax withholding. Failure to provide a properly completed form will result in your being treated as a single person with no other entries on the form; providing fraudulent information may subject you to penalties. Routine uses of this information include giving it to the Department of Justice for civil and criminal litigation; to cities, states, the District of Columbia, and U.S. commonwealths and territories for use in administering their tax laws; and to the Department of Health and Human Services for use in the National Directory of New Hires. We may also disclose this information to other countries under a tax treaty, to federal and state agencies to enforce federal nontax criminal laws, or to federal law enforcement and intelligence agencies to combat terrorism.

You are not required to provide the information requested on a form that is subject to the Paperwork Reduction Act unless the form displays a valid OMB control number. Books or records relating to a form or its instructions must be retained as long as their contents may become material in the administration of any Internal Revenue law. Generally, tax returns and return information are confidential, as required by Code section 6103.

The average time and expenses required to complete and file this form will vary depending on individual circumstances. For estimated averages, see the instructions for your income tax return.

If you have suggestions for making this form simpler, we would be happy to hear from you. See the instructions for your income tax return.

Married Filing Jointly or Qualifying Surviving Spouse

Higher Paying Job Annual Taxable Wage & Salary	Lower Paying Job Annual Taxable Wage & Salary											
	\$0 - 9,999	\$10,000 - 19,999	\$20,000 - 29,999	\$30,000 - 39,999	\$40,000 - 49,999	\$50,000 - 59,999	\$60,000 - 69,999	\$70,000 - 79,999	\$80,000 - 89,999	\$90,000 - 99,999	\$100,000 - 109,999	\$110,000 - 120,000
\$0 - 9,999	\$0	\$0	\$780	\$850	\$940	\$1,020	\$1,020	\$1,020	\$1,020	\$1,020	\$1,020	\$1,370
\$10,000 - 19,999	0	780	1,780	1,940	2,140	2,220	2,220	2,220	2,220	2,220	2,570	3,570
\$20,000 - 29,999	780	1,780	2,870	3,140	3,340	3,420	3,420	3,420	3,420	3,770	4,770	5,770
\$30,000 - 39,999	850	1,940	3,140	3,410	3,610	3,690	3,690	3,690	4,040	5,040	6,040	7,040
\$40,000 - 49,999	940	2,140	3,340	3,610	3,810	3,890	3,890	4,240	5,240	6,240	7,240	8,240
\$50,000 - 59,999	1,020	2,220	3,420	3,690	3,890	3,970	4,320	5,320	6,320	7,320	8,320	9,320
\$60,000 - 69,999	1,020	2,220	3,420	3,690	3,890	4,320	5,320	6,320	7,320	8,320	9,320	10,320
\$70,000 - 79,999	1,020	2,220	3,420	3,690	4,240	5,320	6,320	7,320	8,320	9,320	10,320	11,320
\$80,000 - 99,999	1,020	2,220	3,620	4,890	6,090	7,170	8,170	9,170	10,170	11,170	12,170	13,170
\$100,000 - 149,999	1,870	4,070	6,270	7,540	8,740	9,820	10,820	11,820	12,830	14,030	15,230	16,430
\$150,000 - 239,999	1,960	4,360	6,760	8,230	9,630	10,910	12,110	13,310	14,510	15,710	16,910	18,110
\$240,000 - 259,999	2,040	4,440	6,840	8,310	9,710	10,990	12,190	13,390	14,590	15,790	16,990	18,190
\$260,000 - 279,999	2,040	4,440	6,840	8,310	9,710	10,990	12,190	13,390	14,590	15,790	16,990	18,190
\$280,000 - 299,999	2,040	4,440	6,840	8,310	9,710	10,990	12,190	13,390	14,590	15,790	16,990	18,190
\$300,000 - 319,999	2,040	4,440	6,840	8,310	9,710	10,990	12,190	13,390	14,590	15,980	17,980	19,980
\$320,000 - 364,999	2,040	4,440	6,840	8,310	9,710	11,280	13,280	15,280	17,280	19,280	21,280	23,280
\$365,000 - 524,999	2,720	6,010	9,510	12,080	14,580	16,950	19,250	21,550	23,850	26,150	28,450	30,750
\$525,000 and over	3,140	6,840	10,540	13,310	16,010	18,590	21,090	23,590	26,090	28,590	31,090	33,590

Single or Married Filing Separately

Higher Paying Job Annual Taxable Wage & Salary	Lower Paying Job Annual Taxable Wage & Salary											
	\$0 - 9,999	\$10,000 - 19,999	\$20,000 - 29,999	\$30,000 - 39,999	\$40,000 - 49,999	\$50,000 - 59,999	\$60,000 - 69,999	\$70,000 - 79,999	\$80,000 - 89,999	\$90,000 - 99,999	\$100,000 - 109,999	\$110,000 - 120,000
\$0 - 9,999	\$240	\$870	\$1,020	\$1,020	\$1,020	\$1,540	\$1,870	\$1,870	\$1,870	\$1,870	\$1,910	\$2,040
\$10,000 - 19,999	870	1,680	1,830	1,830	2,350	3,350	3,680	3,680	3,680	3,720	3,920	4,050
\$20,000 - 29,999	1,020	1,830	1,980	2,510	3,510	4,510	4,830	4,830	4,870	5,070	5,270	5,400
\$30,000 - 39,999	1,020	1,830	2,510	3,510	4,510	5,510	5,830	5,870	6,070	6,270	6,470	6,600
\$40,000 - 59,999	1,390	3,200	4,360	5,360	6,360	7,370	7,890	8,090	8,290	8,490	8,690	8,820
\$60,000 - 79,999	1,870	3,680	4,830	5,840	7,040	8,240	8,770	8,970	9,170	9,370	9,570	9,700
\$80,000 - 99,999	1,870	3,690	5,040	6,240	7,440	8,640	9,170	9,370	9,570	9,770	9,970	10,810
\$100,000 - 124,999	2,040	4,050	5,400	6,600	7,800	9,000	9,530	9,730	10,180	11,180	12,180	13,120
\$125,000 - 149,999	2,040	4,050	5,400	6,600	7,800	9,000	10,180	11,180	12,180	13,180	14,180	15,310
\$150,000 - 174,999	2,040	4,050	5,400	6,860	8,860	10,860	12,180	13,180	14,230	15,530	16,830	18,060
\$175,000 - 199,999	2,040	4,710	6,860	8,860	10,860	12,860	14,380	15,680	16,980	18,280	19,580	20,810
\$200,000 - 249,999	2,720	5,610	8,060	10,360	12,660	14,960	16,590	17,890	19,190	20,490	21,790	23,020
\$250,000 - 399,999	2,970	6,080	8,540	10,840	13,140	15,440	17,060	18,360	19,660	20,960	22,260	23,500
\$400,000 - 449,999	2,970	6,080	8,540	10,840	13,140	15,440	17,060	18,360	19,660	20,960	22,260	23,500
\$450,000 and over	3,140	6,450	9,110	11,610	14,110	16,610	18,430	19,930	21,430	22,930	24,430	25,870

Head of Household

Higher Paying Job Annual Taxable Wage & Salary	Lower Paying Job Annual Taxable Wage & Salary											
	\$0 - 9,999	\$10,000 - 19,999	\$20,000 - 29,999	\$30,000 - 39,999	\$40,000 - 49,999	\$50,000 - 59,999	\$60,000 - 69,999	\$70,000 - 79,999	\$80,000 - 89,999	\$90,000 - 99,999	\$100,000 - 109,999	\$110,000 - 120,000
\$0 - 9,999	\$0	\$510	\$850	\$1,020	\$1,020	\$1,020	\$1,020	\$1,220	\$1,870	\$1,870	\$1,870	\$1,960
\$10,000 - 19,999	510	1,510	2,020	2,220	2,220	2,220	2,420	3,420	4,070	4,070	4,160	4,360
\$20,000 - 29,999	850	2,020	2,560	2,760	2,760	2,960	3,960	4,960	5,610	5,700	5,900	6,100
\$30,000 - 39,999	1,020	2,220	2,760	2,960	3,160	4,160	5,160	6,160	6,900	7,100	7,300	7,500
\$40,000 - 59,999	1,020	2,220	2,810	4,010	5,010	6,010	7,070	8,270	9,120	9,320	9,520	9,720
\$60,000 - 79,999	1,070	3,270	4,810	6,010	7,070	8,270	9,470	10,670	11,520	11,720	11,920	12,120
\$80,000 - 99,999	1,870	4,070	5,670	7,070	8,270	9,470	10,670	11,870	12,720	12,920	13,120	13,450
\$100,000 - 124,999	2,020	4,420	6,160	7,560	8,760	9,960	11,160	12,360	13,210	13,880	14,880	15,880
\$125,000 - 149,999	2,040	4,440	6,180	7,580	8,780	9,980	11,250	13,250	14,900	15,900	16,900	17,900
\$150,000 - 174,999	2,040	4,440	6,180	7,580	9,250	11,250	13,250	15,250	16,900	18,030	19,330	20,630
\$175,000 - 199,999	2,040	4,510	7,050	9,250	11,250	13,250	15,250	17,530	19,480	20,780	22,080	23,380
\$200,000 - 249,999	2,720	5,920	8,620	11,120	13,420	15,720	18,020	20,320	22,270	23,570	24,870	26,170
\$250,000 - 449,999	2,970	6,470	9,310	11,810	14,110	16,410	18,710	21,010	22,960	24,260	25,560	26,860
\$450,000 and over	3,140	6,840	9,880	12,580	15,080	17,580	20,080	22,580	24,730	26,230	27,730	29,230

AUTHORIZATION AGREEMENT FOR DIRECT DEPOSIT (ACH CREDITS)

Company Name: Coffee County Schools

I (we) hereby authorize Coffee County Schools, hereinafter called COMPANY, to initiate credit entries to my checking/savings account indicated below at the depository financial institution named below, hereinafter called DEPOSITORY, and to credit the same to such account.

Depository Name (Bank): _____

City _____ State _____ Zip Code _____

Routing Number _____ Account Number _____

Please indicate type of Account: _____ Checking Account

_____ Savings Account

This authorization is to remain in full force and effect until COMPANY has received written notification from me of its termination in such time and in such manner as to afford COMPANY and DEPOSITORY a reasonable opportunity to act on it.

Name(s) _____ SS# _____
(Please print)

Signature _____ Date _____

NOTE: ALL WRITTEN CREDIT AUTHORIZATION MUST PROVIDE THAT THE RECEIVER MAY REVOKE THE AUTHORIZATION ONLY BY NOTIFYING THE ORIGINATOR IN THE MANNER SPECIFIED IN THE AUTHORIZATION.


ATTACH VOIDED CHECK HERE

Note: If you do not have a check, you need a letter from your banking institution with routing number and account number.

Accessing Your MyBenefitsChannel Account

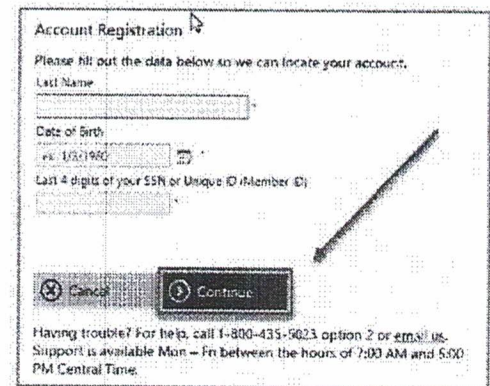
Step 1: Go to MyBenefitsChannel.com

- From any computer, visit www.mybenefitschannel.com
- To register and create your username and password, click **Register Here**.
- Your username and password are secure and are not shared with anyone, even your employer.



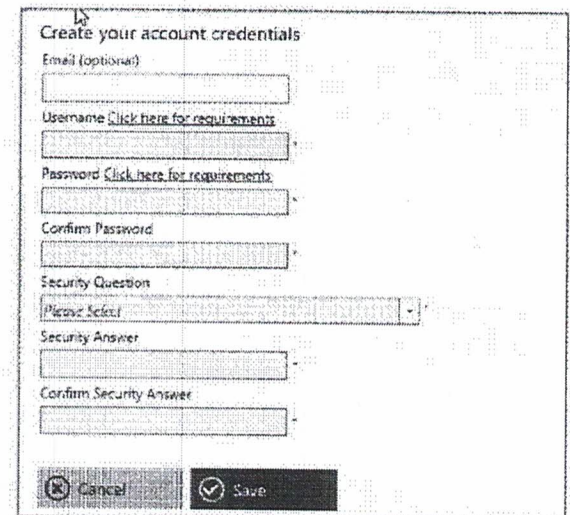
Step 2: Register & Create your Account

- Enter your Last Name, Date of Birth, and Last 4 digits of your SSN or Unique ID (Member ID).
- Click **Continue**.
- On the next screen, you will need to review the Terms & Conditions: check the box indicating your agreement, and click **Submit Agreement**.



Step 3: Create your username and password

- Be sure to enter the email address you use most frequently. When you have secure messages or employer-sponsored activities to do you will receive a notification to the email address you enter on this page. Your email address is **secure and will not be shared** or sold, and will only be used for employer-related business.
- Your username and password must be at least 8 characters and cannot contain special characters like <, >, ', ", and &. Using your email address as your username is recommended.
- Password must be at least 8 characters with at least 1 upper case letter (A-Z), at least one lower case letter (a-z), and at least 1 digit (0-9).
- Cannot contain special characters, your first name, last name or username. Cannot contain certain common passwords or any of your previous 3 passwords.
- Choose a security question and answer to use if you need to recover your username and password.
- You will use the same username and password to log-in to MyBenefitsChannel and the My Wellness Station biometric data upload application (if applicable).
- Click **Save**.



Congratulations, you've logged in! Please explore all that MyBenefitsChannel has to offer!

Need help or have questions? Contact MyBenefitsChannel at 800.435.5023. We will be glad to help!



COFFEE COUNTY BOARD OF EDUCATION

1343 McArthur Street

Manchester, TN 37355

Telephone-931-723-5150 Facsimile-931-723-8285

MEDICAL CERTIFICATION

NAME _____

DATE _____

Please Print Name

Tennessee Code Annotated 49-5-404 states in part: "No person shall teach in any school that has contagious or communicable diseases in such form as might endanger the health of school children and any teacher must submit to a physical examination by competent physicians, when so required by the local board of education."

YES _____

NO _____

Is the employee in good health?

YES _____

NO _____

Is the employee at low risk for tuberculosis?

YES _____

NO _____

The employee has no communicable disease which would impact the health and safety of students.

If any answer is "NO", the employee will be required to submit a full physical examination including tuberculin skin test or x-ray.

Physician or Nurse Practitioner Name _____

Please Print Name

Signature of Physician or Nurse Practitioner

Date



COFFEE COUNTY BOARD OF EDUCATION

1343 McArthur Street

Manchester, TN 37355

Telephone-931-723-5150 Facsimile-931-723-8285

Waiver Agreement and Statement for Criminal History Checks

This form must be completed and signed by every current or prospective employee, volunteer and contractor/vendor, for whom criminal history records are requested by a qualified entity.

I hereby authorize COFFEE COUNTY SCHOOLS to submit a set of fingerprints through the TBI vendor to the Tennessee Bureau of Investigation (TBI), for the purpose of accessing and reviewing Tennessee and national criminal history that may pertain to me directly from the FBI, pursuant to 28 CFR, Sections 16.30-16.34. By signing this Waiver agreement, it is my intent to authorize the dissemination of any national criminal history record that may pertain to me to the Qualified Entity with which I am or am seeking to be employed or to serve as a volunteer.

I understand that, until the criminal history background check is completed, you may choose to deny me unsupervised access to entity locations. I further understand that, upon request, you will provide me with a copy of the criminal history background report, if any, you receive on me and that I am entitled to challenge the accuracy and completeness of any information contained in any such report. I may obtain a prompt determination as to the validity of my challenge before you make a final decision about my status as an employee, volunteer, contractor or subcontractor.

A national criminal history background check on me is being requested by:

Coffee County Schools

1343 McArthur St

Manchester, TN 37355

I have or have not been convicted of a crime. If convicted, describe the crime(s) and the particulars of the conviction(s) in the space below:

I am a current or prospective (check one):

Employee

Volunteer

Contractor Vendor

YES I have or NO I have not a received a copy of the Applicant's Privacy Rights.

Signature: _____ Date: _____

Print Name: _____

Public Chapter 1006:

In addition to the mandatory TBI/FBI criminal history record checks conducted at the time of initial employment for teachers or any other positions that requires proximity to children, the new law adds the requirement that LEAs conduct criminal history checks for required employees every 5 years.

NONCRIMINAL JUSTICE APPLICANT'S PRIVACY RIGHTS

As an applicant who is the subject of a national fingerprint-based criminal history record check for a noncriminal justice purpose (such as an application for employment or a license, an immigration or naturalization matter, security clearance, or adoption), you have certain rights which are discussed below.

- You must be provided written notification¹ that your fingerprints will be used to check the criminal history records of the FBI.
- You must be provided, and acknowledge receipt of, an adequate Privacy Act Statement when you submit your fingerprints and associated personal information. This Privacy Act Statement should explain the authority for collecting your information and how your information will be used, retained, and shared.²
- If you have a criminal history record, the officials making a determination of your suitability for the employment, license, or other benefit must provide you the opportunity to complete or challenge the accuracy of the information in the record.
- The officials must advise you that the procedures for obtaining a change, correction, or update of your criminal history record are set forth at Title 28, Code of Federal Regulations (CFR), Section 16.34.
- If you have a criminal history record, you should be afforded a reasonable amount of time to correct or complete the record (or decline to do so) before the officials deny you the employment, license, or other benefit based on information in the criminal history record.³

You have the right to expect that officials receiving the results of the criminal history record check will use it only for authorized purposes and will not retain or disseminate it in violation of federal statute, regulation or executive order, or rule, procedure or standard established by the National Crime Prevention and Privacy Compact Council.⁴

If agency policy permits, the officials may provide you with a copy of your FBI criminal history record for review and possible challenge. If agency policy does not permit it to provide you a copy of the record, you may obtain a copy of the record by submitting fingerprints and a fee to the FBI. Information regarding this process may be obtained at <https://www.fbi.gov/services/cjis/identity-history-summary-checks>

If you decide to challenge the accuracy or completeness of your FBI criminal history record, you should send your challenge to the agency that contributed the questioned information to the FBI. Alternatively, you may send your challenge directly to the FBI. The FBI will then forward your challenge to the agency that contributed the questioned information and request the agency to verify or correct the challenged entry. Upon receipt of an official communication from that agency, the FBI will make any necessary changes/corrections to your record in accordance with the information supplied by that agency. (See 28 CFR 16.30 through 16.34.)

¹ Written notification includes electronic notification, but excludes oral notification.

² <https://www.fbi.gov/services/cjis/compact-council/privacy-act-statement>

³ See 28 CFR 50.12(b).

⁴ See 5 U.S.C. 552a(b); 28 U.S.C. 534(b); 42 U.S.C. 14616, Article IV(c); 28 CFR 20.21(c), 20.33(d) and 906.2(d).



IdentoGO

Tennessee Applicant Processing Services Form

State Schools/Colleges Use Only

Substitute Teachers

To schedule your ten-minute fingerprint appointment, simply visit <https://tn.ibtfingerprint.com> and enter the following Service Code

28TYBF

When prompted, please enter the following ORI: **TN930800Z**

Service Code and ORI are unique to your hiring/licensing agency

Do not use these codes for another purpose

As a primary form of picture identification, one of the following valid and unexpired documents is required to be presented to the enrollment agent when being fingerprinted:

- **Driver's License issued by a State or outlying possession of the U.S.**
- **State ID Card (or outlying possession of the U.S.) with a seal or logo from State or State Agency**
- **Commercial Driver's License issued by a State or outlying possession of the U.S.**
- **U.S. Passport**

However, in the absence of one of these documents, applicants may provide one or more Secondary Documents including:


- State Government Issued Certificate of Birth
- US Active Duty/Retiree/Reservist Military ID Card (000-10-2)
- Passport
- Social Security Card
- Certificate of Citizenship (N560)
- Certificate of Naturalization (N550)
- INS I-551 Resident Alien Card Issued since 1997
- INS I-688 Temporary Resident Identification Card
- INS I-688B, I-766 Employment Authorization Card

Secondary Documentation must be supported by at least two of the following:

- Current Utility Bill (Address)
- Voter Registration Card
- Current Vehicle Registration Card/Title
- Current Paycheck Stub with Name/Address
- Cancelled Check or Current Bank Statement
- Social Security Card



Don't have access to the Internet? You can still schedule an appointment by calling 855.226.2933



COFFEE COUNTY BOARD OF EDUCATION
1343 McArthur Street
Manchester, TN 37355
Office: 931 -723-5150 Fax: 931 -723-5153

New Employee Drug-Test Consent Form

Coffee County Schools is a Drug Free Workplace

I hereby consent to submit to urinalysis and/or other tests as shall be determined by Coffee County Schools in the selection process of applicants for employment, for the purpose of determining the drug content thereof. I agree that *Family Urgent Care* may collect these specimens for these tests and may test them or forward them to a testing laboratory designated by the company for analysis. I further agree to and hereby authorize the release of the results of said tests to Coffee County Schools. I understand that it is the current illegal use of drugs and/or abuse of alcohol that prohibits me from being employed at Coffee County Schools. I further agree to hold harmless the Coffee County Schools and its agents (including the above named physicians or clinics) from any liability arising in whole or part out of the collection of specimens, testing, and use of the information from said testing in connection with the Coffee County Schools' consideration of my employment application. I further agree that a reproduced copy of this pre-employment consent and release form shall have the same force and effect as the original. I have carefully read the foregoing and fully understand its contents. I acknowledge that my signing of this consent and release form is a voluntary act on my part and that I have not been coerced into signing this document by anyone.

Applicant Name _____ Date _____

Please Print

Applicant Signature _____

SSN (last four) _____

DOB: _____

Effective July 1, 2015

Rev:11/18/2022sl

www.coffeecountyschools.com

**Coffee County Board of Education
1343 McArthur Street
Manchester, TN 37355
Phone: 931-222-1060 fax: 931-723-8285**

Coffee County Schools is a TN Drug Free Workplace

A drug test must be completed at one of the facilities within ten (10) business days of meeting with Human Resources.

(Coffee County Schools Policy 5.403 and pursuant to T.C.A. section 50-9-100 et.seq.)

Please choose one of the following places to get your drug screen completed.

Family Urgent Care 909 Hillsboro Blvd Manchester, TN (931) 723-1705 or (931) 723-3355	Drug Test Cost: \$40.00
--	-------------------------

11/18/2022sll



COFFEE COUNTY BOARD OF EDUCATION

1343 McArthur Street

Manchester, TN 37355

Telephone-931-723-5150 Facsimile-931-723-8285

Coffee County Schools

Student Privacy Statement and Confidentiality Agreement

Student Privacy and Confidentiality

Students in the Coffee County Schools have the right to expect that information about them will be kept confidential by all staff. Additionally, the U.S. congress has addressed the privacy-related concerns of educators, parents, and students by enacting the Family Educational Rights and Privacy Act (known more commonly as "FERPA"). Among other provisions, FERPA allows the government to withdraw federal funds from any educational institution which disseminates a student's education records without his or her parent's consent.

•Each student with whom you work has the right to expect that nothing that happens to or about him or her will be repeated to anyone other than authorized school department employees, as designated by the administrators at your school. Even when discussing a student with those who are directly involved in a student's education, such as a teacher, principal, or guidance counselor, you may not share otherwise confidential information with them unless it is relevant to the student's educational growth, safety, or well-being.

•You may not share information about a student even with others who are genuinely interested in the student's welfare, such as social workers, scout leaders, clergy, or nurses/physicians (a grave medical emergency, in which confidential information may be necessary for a student's care, is the only exception). Thus, you must refer all such questions to the school employees so authorized and indicated to you, typically the student's teacher or principal.

•Parents, friends, or community members may in good faith ask you questions about a student's problems or progress. Again, you must refer all such questions to the authorized school employees. You may not share information about a student even with members of you own family or the student's family.

•Before you speak, always remember that violating a student's confidentiality isn't just impolite,
it's against the law!

Agreement

I, (print name) _____, as an employee of Coffee County Schools agree never to disclose information about a student's records to anyone other than an authorized school department employee. I will refer all requests for such information from those not directly involved in the student's education to authorized school department employees.

Signature: _____ Date: _____

re:04/18/2018



COFFEE COUNTY BOARD OF EDUCATION

1343 McArthur Street

Manchester, TN 37355

Telephone-931-723-5150 Facsimile-931-723-8285

Coffee County Schools Handbook Agreement

By signing below, you agree to read the Coffee County Board of Education Handbook that is on our website www.coffeecountyschools.com under Human Resources/Documents & Form, within the first month of employment.

This handbook is not an employment contract. Every situation and/or question cannot be anticipated and may or may not be answered in this handbook.

As law, policies and procedures change, the employer reserves the right to make necessary revisions, changes or eliminate any of the policies and/or benefits described in this handbook. Before relying upon the provisions set out herein, it is the employee's responsibility to check with the employer to see if any changes have occurred.

Employee Name (print)

Date

Employee Signature

COFFEE COUNTY BOARD OF EDUCATION

Dr. Charles Lawson, Director

1343 McArthur Street

Manchester, Tennessee 37355

Telephone - 931-723-5150 Facsimile - 931-723-8285

e-mail - lawsonc@k12coffee.net

Substitute Teacher Handbook

By signing below, you agree to read the

Coffee County Schools Substitute Teacher Handbook.

This handbook is not an employment contract. Every situation and/or question cannot be anticipated and may or may not be answered in this handbook.

As law, policies and procedures change, the employer reserves the right to make necessary revisions, changes or eliminate any of the policies and/or benefits described in this handbook. Before relying upon provisions set out herein, it is the employee's responsibility to check with the employer to see if any changes have occurred.

Print Name

Date

Signature

11/18/2022sl