

Student Achievement Data 2022 - 2023

Curriculum & Instruction
October 10, 2023



Santa Maria Joint Union
HIGH SCHOOL DISTRICT

SPECIAL POPULATIONS

- SWD 12.1%
- Homeless 19.5%
- Foster 0.6%
- SED 75.0%

LANGUAGE FLUENCY

- English Only 27.7%
- English Learners 15.7%
- RFEP 55.2%
- IFEP 1.3%

ETHNICITY AND RACE

- Hispanic or Latino 88.5%
- White 7.2%
- Asian 2.2%
- Other 2.1%

SANTA MARIA JOINT UNION HIGH SCHOOL DISTRICT STUDENT DEMOGRAPHICS

Census Day Population 2022-2023: 9,250

FEEDER SCHOOL DISTRICTS

- SMBSD 71.7%
- OUSD 14.8%
- GUSD 5.8%
- Other 7.7%

GRADE

- Grade 9 24.1%
- Grade 10 24.7%
- Grade 11 25.6%
- Grade 12 25.6%

GENDER

- Male 50.8%
- Female 49.0%
- Nonbinary 0.2%



Summer School 2023



Enrollment & Courses

District-wide Enrollment:
1547

Total Courses Completed:
2453



Incoming Freshmen

Nearly 200 students completed on-campus courses such as Algebra 1, English or Math Support, and 3-D Design



Freshmen Jump Start

50 incoming freshmen at ERHS attended a three day jump start in July which culminated in a trip to UCSB and Westmont College



93.4%

2022-2023

92.5%

2021-2022

92.5%

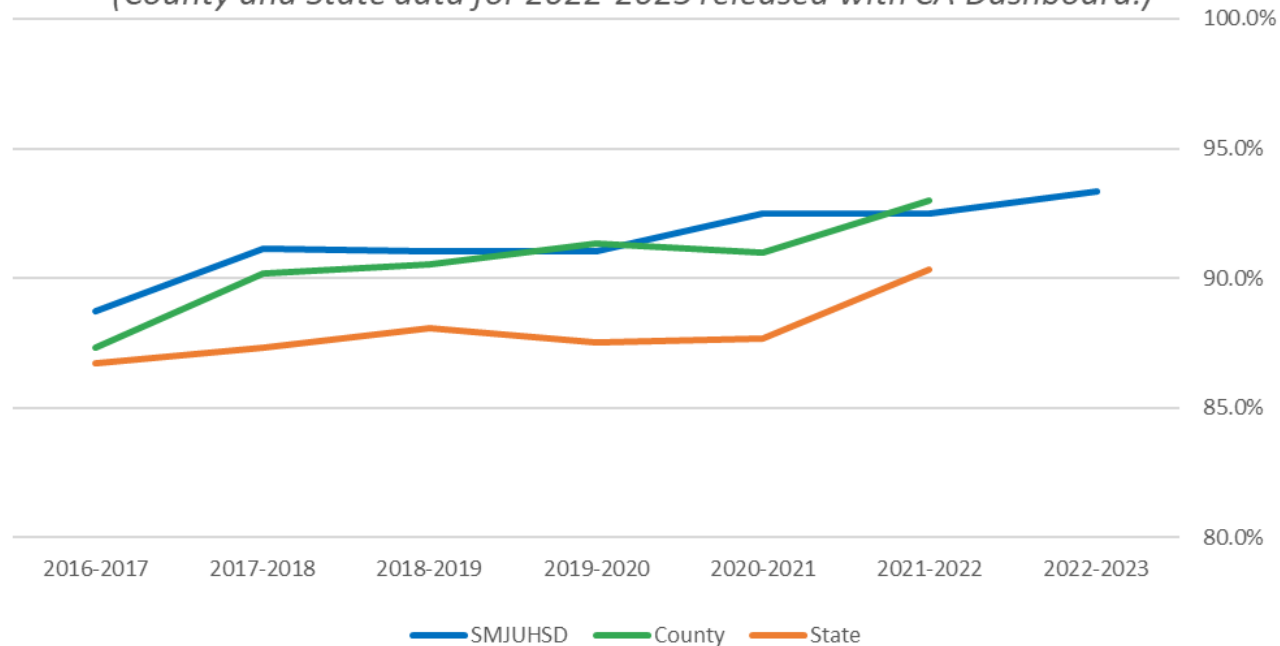
2021-2022

90.4%

2021-2022

Graduation Rates by Year

(County and State data for 2022-2023 released with CA Dashboard.)



Santa Maria Joint Union
HIGH SCHOOL DISTRICT

35.7%

2022-2023

31.0%

2021-2022

42.5%

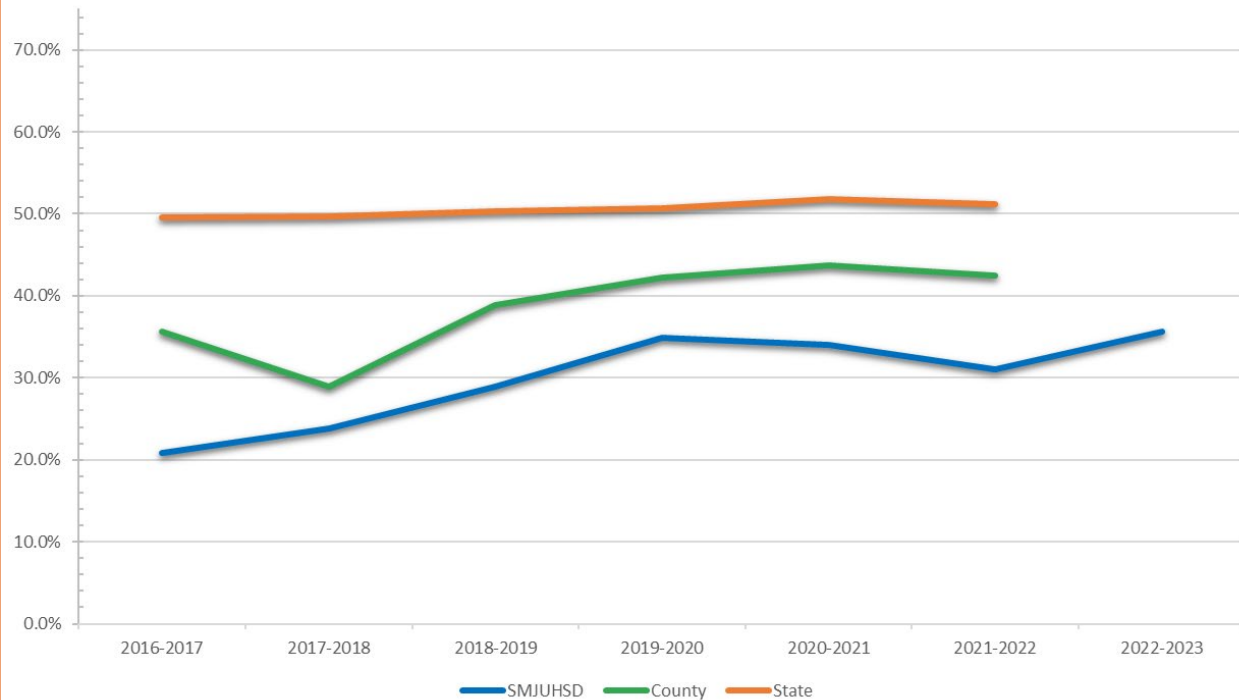
2021-2022

51.1%

2021-2022

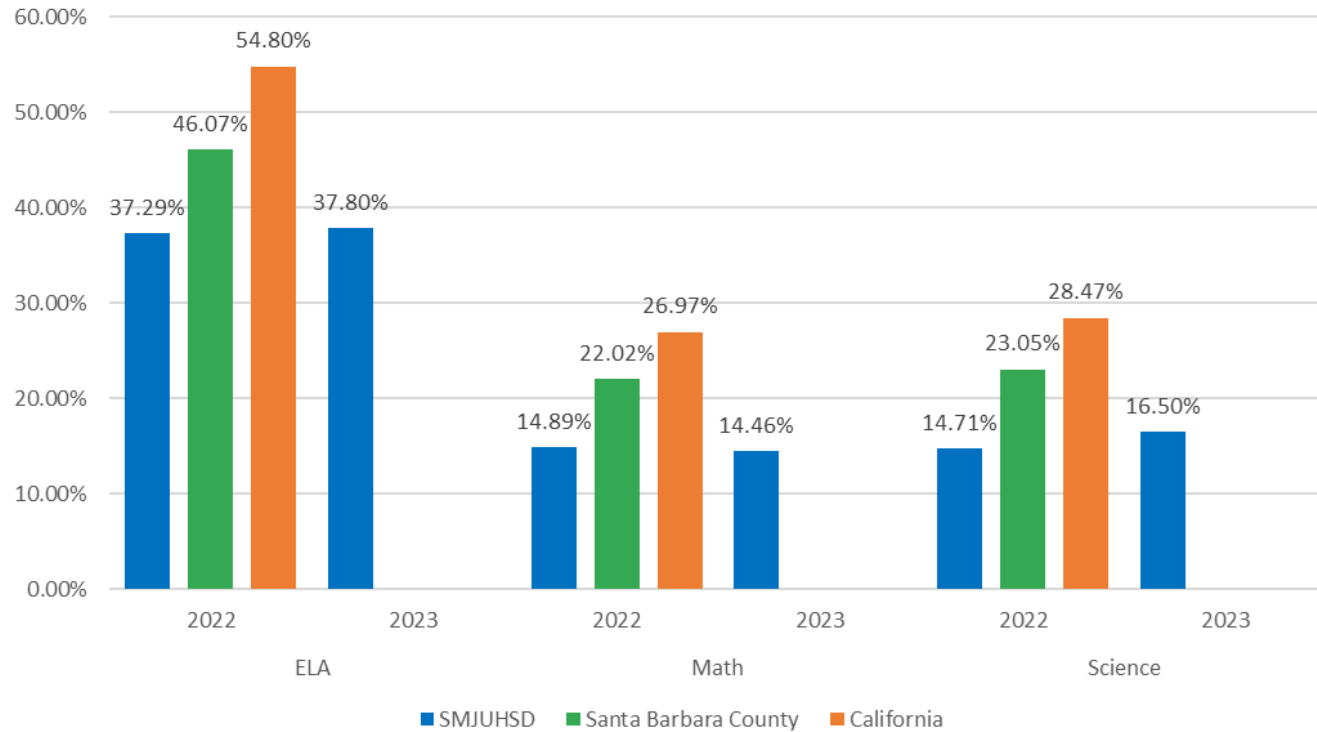
A-G Rates by Year

(County and State data for 2022-2023 released with CA Dashboard.)

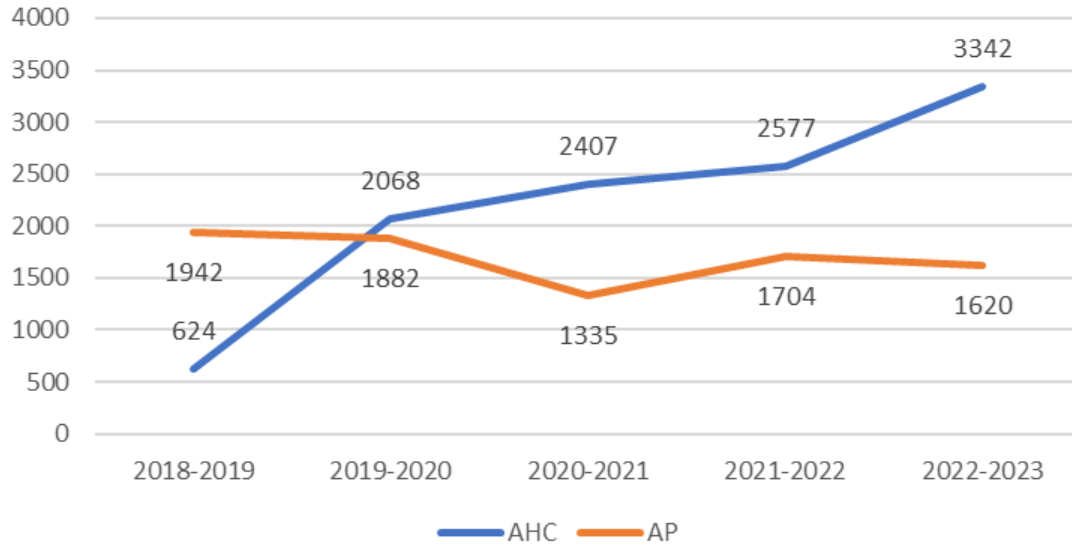


Santa Maria Joint Union
HIGH SCHOOL DISTRICT

CAASPP Proficiencies



AHC and AP Successful Course Completions

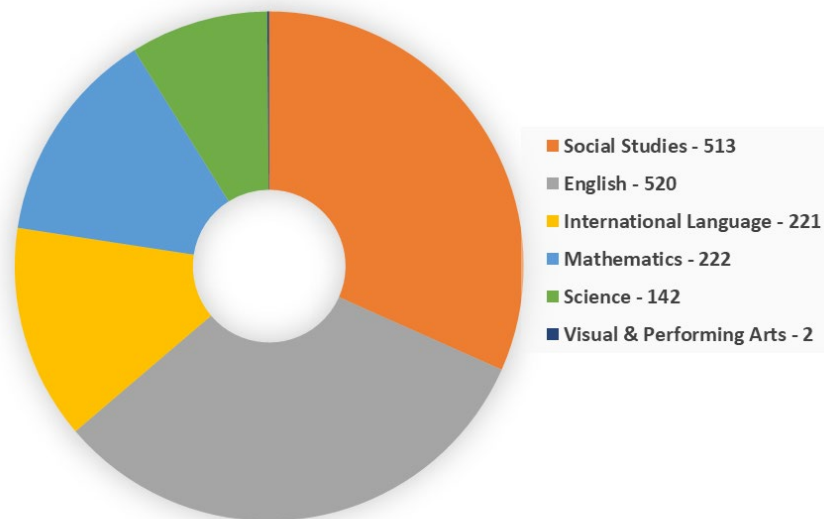


AHC Course Completion by Subject

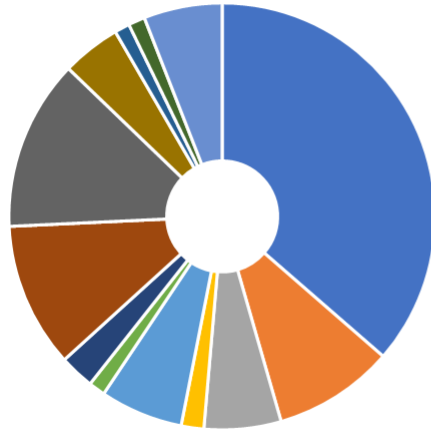


- AHC Course Completion
- Business - 159
- International Language - 93
- Social Studies - 860
- Other - 1280
- Agriculture - 568
- Home Economics - 298
- Science - 48
- Visual & Performing Arts - 36

AP Course Completion by Subject



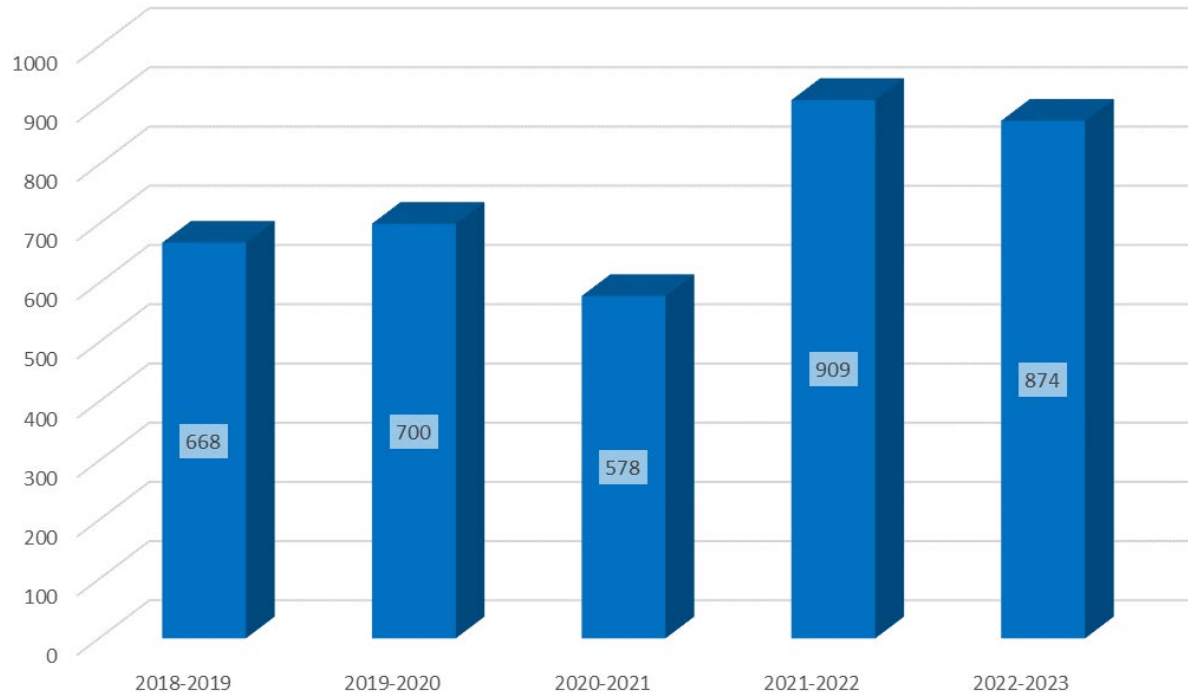
CTE Pathway Completion by Sector (Completers)



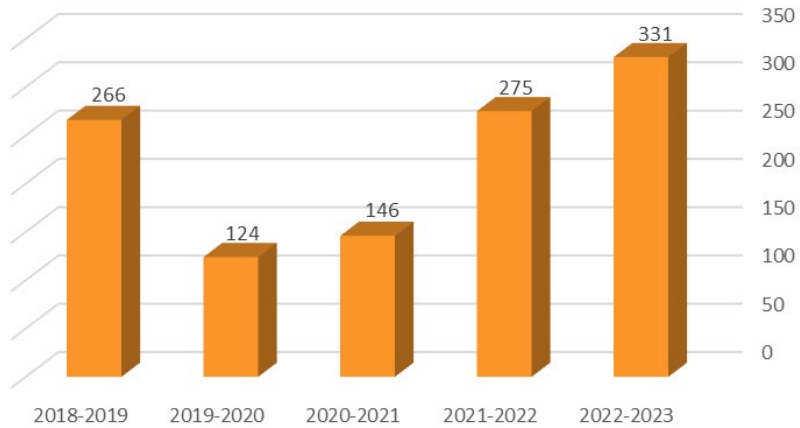
- Agriculture & Natural Resources - 318
- Arts, Media, & Entertainment - 80
- Building & Construction Trades - 51
- Business & Finance - 15
- Education, Child Development, & Family Services - 55
- Energy, Environment, & Utilities - 11
- Fashion & Interior Design - 23
- Health Science & Medical Technology - 96
- Hospitality, Tourism, & Recreation Sector - 113
- Information & Communication Technologies - 39
- Manufacturing & Product Development - 10
- Marketing, Sales, & Service - 11
- Transportation - 52



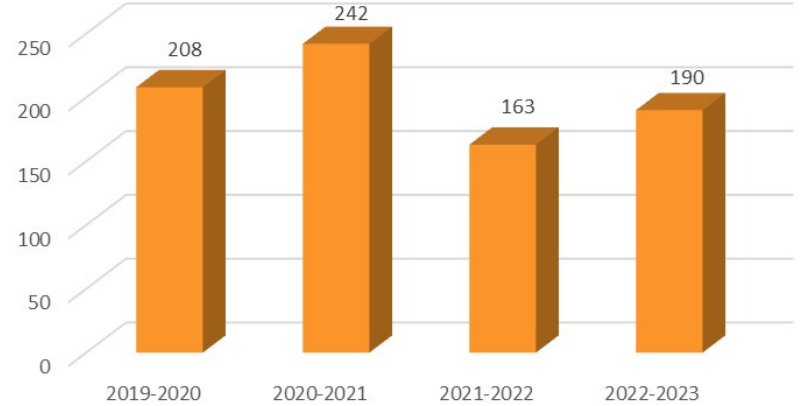
CTE Pathways Completed by Year



Reclassified Fluent English Proficient (RFEP) Students

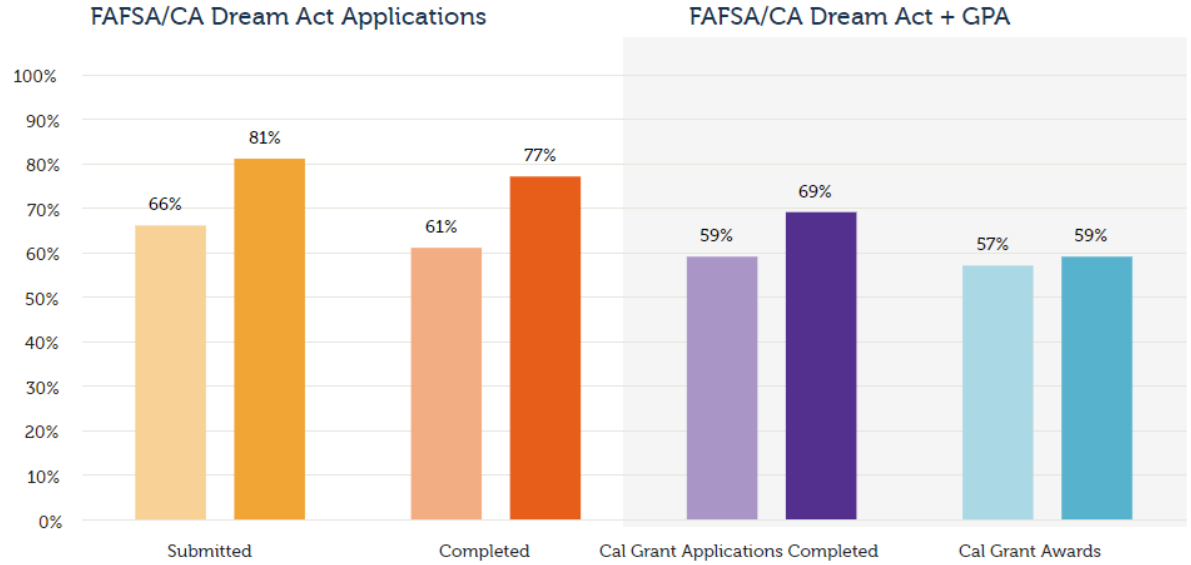


State Seal of Biliteracy



California Student Aid Commission

*Race to Submit Dashboard
Santa Maria Joint Union HSD
2022 & 2023 Comparisons*



Santa Maria Joint Union High	Enrollment	Submitted	Completed	Cal Grant Applications	Cal Grant Awards
2022	2,316	1,532	1,427	1,378	797
2023	2,367	1,929	1,835	1,635	979



**Santa Maria Joint Union
HIGH SCHOOL DISTRICT**

Continuing to Grow Greatness



Mathematics

- Curriculum Alignment and District CFAs
- Newly Adopted Math Curriculum and Sequence
- Increased Graduation Requirement- 3 years of Math
- Saturday Academy
- Winter Intersession

English Language Arts

- Curriculum Alignment and District CFAs
- Saturday Academy

