

# Dear Parents of Future 2<sup>nd</sup> Graders,

We are so excited for the 2026-2027 school year! In second grade we will be working on reading fluency as well as math fact fluency. The more you read and practice math facts at home this summer, the more prepared you will be for second grade next year.

This summer, students entering 2<sup>nd</sup> grade are required to pick any two books from the following series to read:

- *Mercy Watson* (pig with some crazy adventures!)
- *Magic Treehouse* (brother and sister adventures around the world and across time!)
- *Poppleton* (pig who has adventures with friends!)
- *Cornbread and Poppy* (friendship story with lots of surprises!)
- *Zoey and Sassafras* (mystery, science, magic and cats!)

Choose the one book you liked the best and complete the Summer Reading pages attached. Return to your 2nd grade reading teacher on the first day of school for a reward!

For math practice, attached is a 1st grade skills review packet to be completed over the summer. Students who turn in their review completed on the first day of school will get a special reward! We also want to encourage your child to practice their math skills using the website Xtra Math daily. Please work on addition and subtraction facts to increase math fluency. Students who complete at least 20 days of xtramath practice will get an additional prize. To log onto xtra math go to <https://home.xtramath.org/>. Click on Sign in and click the green students tab. Then fill in the following information:

Email: [cduran@sjcstx.net](mailto:cduran@sjcstx.net)

First Name:

Pin:

Thank you in advance for helping us promote good reading and math habits over the summer and into next school year. We are looking forward to a great school year with your child!

Sincerely,

The Second Grade Teachers



Name \_\_\_\_\_

# Summer Reading Log



	<u>Date</u>	<u>Title</u>	<u>Author</u>	<u># of pages</u>
1.				
2.				
3.				
4.				
5.				
6.				
7.				
8.				
9.				
10.				
11.				
12.				
13.				

Name \_\_\_\_\_


# Summer Reading Log



	<u>Date</u>	<u>Title</u>	<u>Author</u>	<u># of pages</u>
1.				
2.				
3.				
4.				
5.				
6.				
7.				
8.				
9.				
10.				
11.				
12.				
13.				

Name \_\_\_\_\_

# Summer Reading Challenge





Color a box each time you complete a challenge! See how many you can complete this summer!

Read a book in a new place.	Read for twenty minutes.	Read a nonfiction book.	Read a funny book.	Read a book about the beach.
Take turns reading with a friend.	Read while eating ice cream.	Read outside for 20 minutes.	Read to an adult.	Read a book that is also a movie.
Whisper read.	Read a mystery book.	Read while wearing silly socks.	Wear sunglasses and read.	Read a book about an animal.
Read a book about a mermaid.	Read under a blanket.	Free choice reading.	Read after lunch.	Read while eating fruit.
Read on a sunny day.	Wear a hat and read.	Read beside a window.	Read a story YOU wrote.	Read while wearing a red shirt.
Read on a rainy day.	Read in a favorite outfit.	Read in a blanket fort.	Read and retell the story.	Read a story out loud.
Read a fairy tale.	Read a library book.	Read in a blanket fort.	Read to a stuffed animal.	Read a book at night.

Name \_\_\_\_\_

# Summer Reading

Color a sun for every 10 minutes that you read.



Name \_\_\_\_\_

# Beach Day Reading

Fill in the title and author of the book. Then, draw a picture of what happens at the beginning, middle, and end of the book.

Title \_\_\_\_\_ Author \_\_\_\_\_

Beginning


Middle

Ending


Write a sentence about what happens in the book.

\_\_\_\_\_

How many stars would you give this book?



Name \_\_\_\_\_



# Summer Reading!

Read a book and answer the questions below.

Title \_\_\_\_\_


Author \_\_\_\_\_

Describe the main character. \_\_\_\_\_

Describe the setting. \_\_\_\_\_

What happens in the story? \_\_\_\_\_

Draw a picture of your favorite part of the story.



# Still More Practice

## Chapter 2

2<sup>nd</sup> graders

Name \_\_\_\_\_

Add. Write each addition sentence.



$$\underline{\quad} + \underline{\quad} = \underline{\quad}$$



$$\underline{\quad} + \underline{\quad} = \underline{\quad}$$

Add. Write the related addition fact.

3. 
$$\begin{array}{r} 4 \\ + 1 \\ \hline \end{array}$$
 
$$\begin{array}{r} \square \\ + \square \\ \hline \end{array}$$

4. 
$$\begin{array}{r} 5 \\ + 0 \\ \hline \end{array}$$
 
$$\begin{array}{r} \square \\ + \square \\ \hline \end{array}$$

5. 
$$\begin{array}{r} 7 \\ + 2 \\ \hline \end{array}$$
 
$$\begin{array}{r} \square \\ + \square \\ \hline \end{array}$$

6. 
$$\begin{array}{r} 2 \\ + 3 \\ \hline \end{array}$$
 
$$\begin{array}{r} \square \\ + \square \\ \hline \end{array}$$

7. 
$$\begin{array}{r} 4 \\ + 5 \\ \hline \end{array}$$
 
$$\begin{array}{r} \square \\ + \square \\ \hline \end{array}$$

8. 
$$\begin{array}{r} 2 \\ + 6 \\ \hline \end{array}$$
 
$$\begin{array}{r} \square \\ + \square \\ \hline \end{array}$$

Add.

9. 
$$\begin{array}{r} 1 \\ + 1 \\ \hline \end{array}$$
 
$$\begin{array}{r} 1 \\ + 2 \\ \hline \end{array}$$




10. 
$$\begin{array}{r} 3 \\ + 3 \\ \hline \end{array}$$
 
$$\begin{array}{r} 3 \\ + 4 \\ \hline \end{array}$$




11. 
$$\begin{array}{r} 4 \\ + 4 \\ \hline \end{array}$$
 
$$\begin{array}{r} 4 \\ + 5 \\ \hline \end{array}$$

12. 
$$\begin{array}{r} 2 \\ + 2 \\ \hline \end{array}$$
 
$$\begin{array}{r} 2 \\ + 3 \\ \hline \end{array}$$

### Problem Solving

Solve. Use a problem-solving strategy.

13. Lee saw 4 .  
He saw as many  as  
. How many animals  
did Lee see?


14. Eva cares for 6 .  
She also cares for 1 fewer  
 than . How many  
animals does Eva care for?

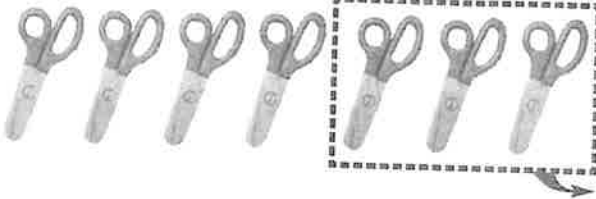
Name \_\_\_\_\_

# Still More Practice

## Chapter 3

Subtract. Write each subtraction sentence.

1.  \_\_\_\_\_ - \_\_\_\_\_ = \_\_\_\_\_

2.  \_\_\_\_\_ - \_\_\_\_\_ = \_\_\_\_\_

Subtract. Write the related subtraction fact.

3. 
$$\begin{array}{r} 5 \\ - 2 \\ \hline \end{array}$$
 
$$\begin{array}{r} \square \\ - \square \\ \hline \end{array}$$

4. 
$$\begin{array}{r} 9 \\ - 5 \\ \hline \end{array}$$
 
$$\begin{array}{r} \square \\ - \square \\ \hline \end{array}$$

5. 
$$\begin{array}{r} 12 \\ - 7 \\ \hline \end{array}$$
 
$$\begin{array}{r} \square \\ - \square \\ \hline \end{array}$$

6. 
$$\begin{array}{r} 10 \\ - 4 \\ \hline \end{array}$$
 
$$\begin{array}{r} \square \\ - \square \\ \hline \end{array}$$

7. 
$$\begin{array}{r} 8 \\ - 6 \\ \hline \end{array}$$
 
$$\begin{array}{r} \square \\ - \square \\ \hline \end{array}$$

8. 
$$\begin{array}{r} 11 \\ - 7 \\ \hline \end{array}$$
 
$$\begin{array}{r} \square \\ - \square \\ \hline \end{array}$$

Use a subtraction fact to find the missing addend.

9. 
$$\begin{array}{r} 5 \\ + ? \\ \hline 8 \end{array}$$
 
$$\begin{array}{r} \square \\ - \square \\ \hline \end{array}$$



$$\begin{array}{r} 5 \\ + \square \\ \hline 8 \end{array}$$

10. 
$$\begin{array}{r} 2 \\ + ? \\ \hline 9 \end{array}$$
 
$$\begin{array}{r} \square \\ - \square \\ \hline \end{array}$$

$$\begin{array}{r} 2 \\ + \square \\ \hline 9 \end{array}$$



### Problem Solving

Solve. Use a problem-solving strategy.

11. Bruno has 7 . Two  dry up. How many do not dry up?

\_\_\_\_\_ - \_\_\_\_\_ = \_\_\_\_\_

\_\_\_\_\_  do not

12. Jane has 12 . Ruby has 6 . Who has more? How many more?

\_\_\_\_\_ - \_\_\_\_\_ = \_\_\_\_\_

\_\_\_\_\_ has \_\_\_\_\_





# Still More Practice

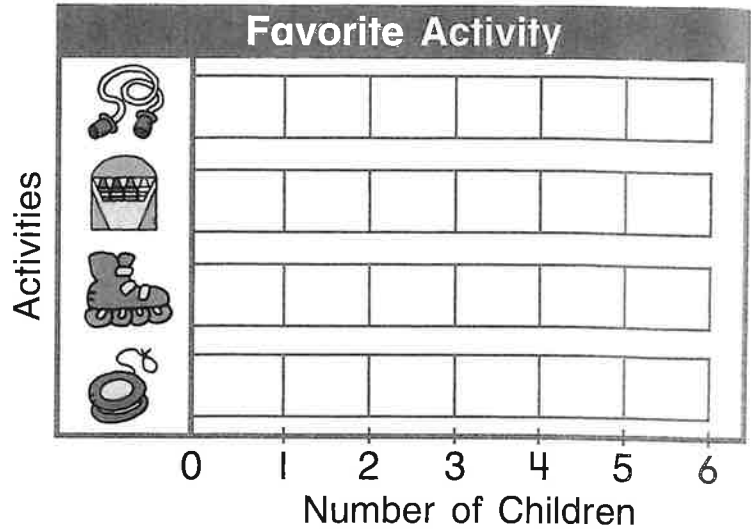
## Chapter 4

Name \_\_\_\_\_

Use the tally chart to make a bar graph.  
Color one  for each tally mark.



1.

Activity	Tally
	
	
	
	





REINFORCEMENT



Use the bar graph above. Write your answer.

2. How many more children like  than ?



\_\_\_\_\_ ○ \_\_\_\_\_ = \_\_\_\_\_

3. How many children like  or  best?

\_\_\_\_\_ ○ \_\_\_\_\_ = \_\_\_\_\_

4. How many children like  or  best?

\_\_\_\_\_ ○ \_\_\_\_\_ = \_\_\_\_\_

5. How many more children like  than ?

\_\_\_\_\_ ○ \_\_\_\_\_ = \_\_\_\_\_

# Still More Practice

## Chapter 5

Name \_\_\_\_\_

Write how many.



\_\_\_\_\_ tens \_\_\_\_\_ ones

\_\_\_\_\_ sixty-\_\_\_\_\_



\_\_\_\_\_ tens \_\_\_\_\_ ones


\_\_\_\_\_ fifty-\_\_\_\_\_



\_\_\_\_\_ tens \_\_\_\_\_ ones

\_\_\_\_\_ thirty-\_\_\_\_\_

Write how many. Then write the expanded form.



\_\_\_\_\_ tens \_\_\_\_\_ ones

\_\_\_\_\_ + \_\_\_\_\_



\_\_\_\_\_ tens \_\_\_\_\_ ones

\_\_\_\_\_ + \_\_\_\_\_

Write the numbers that come just before and just after.

6. \_\_\_\_\_, 70, \_\_\_\_\_

7. \_\_\_\_\_, 99, \_\_\_\_\_

8. \_\_\_\_\_, 27, \_\_\_\_\_

Compare the numbers.

Write  $<$ ,  $=$ , or  $>$ .

9. 31 ○ 13

10. 25 ○ 25

11. 76 ○ 79

12. Where does each number belong?

Write the numbers in the table.

15 63 52 7 34

40 71 98 86 39

odd	even

# Still More Practice

## Chapter 6

Name \_\_\_\_\_

Add or subtract.

1. 
$$\begin{array}{r} 5 \\ + 8 \\ \hline \end{array}$$

2. 
$$\begin{array}{r} 7 \\ + 7 \\ \hline \end{array}$$

3. 
$$\begin{array}{r} 16 \\ - 7 \\ \hline \end{array}$$

4. 
$$\begin{array}{r} 13 \\ - 4 \\ \hline \end{array}$$

5. 
$$\begin{array}{r} 9 \\ + 7 \\ \hline \end{array}$$

6. 
$$\begin{array}{r} 14 \\ - 6 \\ \hline \end{array}$$

7. 
$$\begin{array}{r} 20 \\ - 10 \\ \hline \end{array}$$

8. 
$$\begin{array}{r} 9 \\ + 9 \\ \hline \end{array}$$

9. 
$$\begin{array}{r} 8 \\ + 7 \\ \hline \end{array}$$

10. 
$$\begin{array}{r} 15 \\ - 7 \\ \hline \end{array}$$

Subtract. Add to check.

11. 
$$\begin{array}{r} 14 \\ - 6 \\ \hline \end{array} + \begin{array}{r} \square \\ \square \\ \hline \end{array}$$

12. 
$$\begin{array}{r} 16 \\ - 8 \\ \hline \end{array} + \begin{array}{r} \square \\ \square \\ \hline \end{array}$$

13. 
$$\begin{array}{r} 17 \\ - 9 \\ \hline \end{array} + \begin{array}{r} \square \\ \square \\ \hline \end{array}$$

Use the cards to write the fact family.

14.  $\boxed{6}$   $\boxed{13}$   $\square - \square = \square$   $\square - \square = \square$   
 $\boxed{7}$   $\square - \square = \square$   $\square - \square = \square$

Add. Circle the addends you add first.

15. 
$$\begin{array}{r} 8 \\ 2 \\ + 8 \\ \hline \end{array}$$

16. 
$$\begin{array}{r} 4 \\ 5 \\ + 5 \\ \hline \end{array}$$



17. 
$$\begin{array}{r} 9 \\ 2 \\ + 2 \\ \hline \end{array}$$

18. 
$$\begin{array}{r} 4 \\ 4 \\ + 8 \\ \hline \end{array}$$

19. 
$$\begin{array}{r} 6 \\ 3 \\ + 6 \\ \hline \end{array}$$

### Problem Solving

Solve. Use a problem-solving strategy.

20. Mia has 18 . She gives 9 to her brother.  
How many  does Mia have then?

Name \_\_\_\_\_

# Still More Practice

## Chapter 7

Complete each plane figure.  
Write how many sides and corners.


1. triangle



\_\_\_\_\_ sides

\_\_\_\_\_ corners


2. square



\_\_\_\_\_ sides

\_\_\_\_\_ corners

3. rectangle



\_\_\_\_\_ sides

\_\_\_\_\_ corners

What does the arrow point to?  
Circle the correct math word.

4.




face      vertex

5.



edge      face


6.



face      vertex

Write **slide**, **flip**, or **turn**.

7.




\_\_\_\_\_

8.



\_\_\_\_\_

9.



\_\_\_\_\_

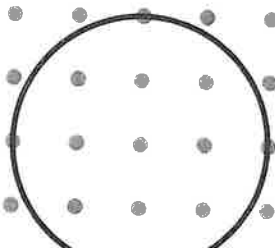
Draw a line to show symmetry.

10.

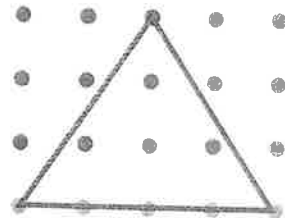


\_\_\_\_\_

11.



12.



# Still More Practice

## Chapter 8

Name \_\_\_\_\_

Count on. Write how much.

1.   
\_\_\_\_\_ ¢, \_\_\_\_\_ ¢, \_\_\_\_\_ ¢, \_\_\_\_\_ ¢, \_\_\_\_\_ ¢, \_\_\_\_\_ ¢, \_\_\_\_\_ ¢ 



2.   
\_\_\_\_\_ ¢, \_\_\_\_\_ ¢, \_\_\_\_\_ ¢, \_\_\_\_\_ ¢, \_\_\_\_\_ ¢, \_\_\_\_\_ ¢ 



Write each amount.

Circle the amounts that are equal.

3.   
\_\_\_\_\_ ¢                      \_\_\_\_\_ ¢                      \_\_\_\_\_ ¢

Write the time in two ways.

4.  half past \_\_\_\_\_ 

5.  \_\_\_\_\_ o'clock 



Solve. Use a problem-solving strategy.

6. Harry is the 24th child in line.  
There are 3 children behind him.  
What is the position of the last child?

# Still More Practice

## Chapter 9

Name \_\_\_\_\_

Use a ruler to measure the length of each picture.

1.



about \_\_\_\_\_ inches

2.



about \_\_\_\_\_ centimeters

Think about these real objects.  
Circle your estimate for each.

3.



less than 1 liter  
about 1 liter  
more than 1 liter

4.



less than 1 pound  
about 1 pound  
more than 1 pound

5.



less than 1 kilogram  
about 1 kilogram  
more than 1 kilogram

Draw lines to show the tool you would use to measure.

6.



### Problem Solving

Solve. Use a problem-solving strategy.

7. Amy has 6 pints of milk.  
She spills 4 cups of milk.  
How many pints of milk does Amy have left?

# Still More Practice

## Chapter 10

Name \_\_\_\_\_

Add. Regroup as needed.

1.

$3 \text{ tens} + 6 \text{ tens} = \underline{\hspace{2cm}} \text{ tens}$

2.

$5 \text{ dimes} + 2 \text{ dimes} = \underline{\hspace{2cm}} \text{ dimes}$

3. 
$$\begin{array}{r} 23 \\ + 16 \\ \hline \end{array}$$

4. 
$$\begin{array}{r} 14\text{¢} \\ + 44\text{¢} \\ \hline \end{array}$$

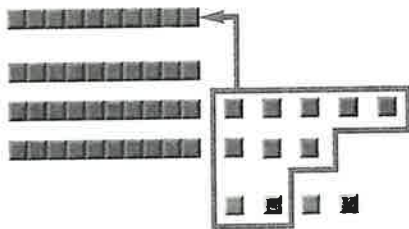
5. 
$$\begin{array}{r} 37 \\ + 2 \\ \hline \end{array}$$

6. 
$$\begin{array}{r} 52 \\ + 27 \\ \hline \end{array}$$

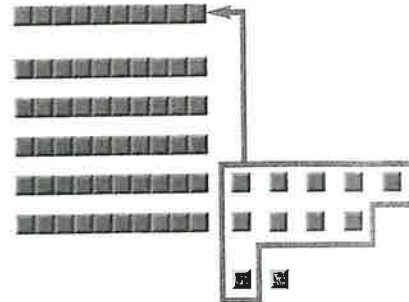
7. 
$$\begin{array}{r} 64\text{¢} \\ + 33\text{¢} \\ \hline \end{array}$$

8. 
$$\begin{array}{r} 40\text{¢} \\ + 10\text{¢} \\ \hline \end{array}$$

9. 
$$\begin{array}{r} 38 \\ + 4 \\ \hline \end{array}$$

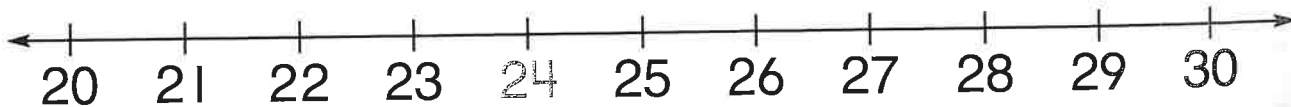


10. 
$$\begin{array}{r} 59 \\ + 2 \\ \hline \end{array}$$



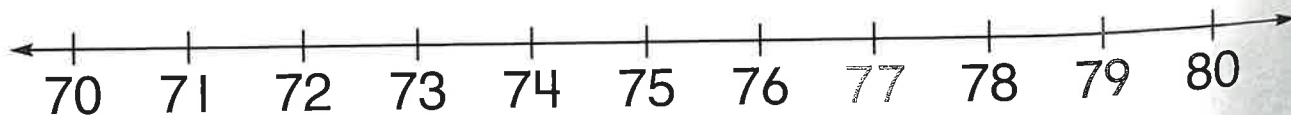
Draw hops to find the nearest ten.

11. Is 24 closer to 20 or 30?



24 is closer to \_\_\_\_\_.

12. Is 77 closer to 70 or 80?



77 is closer to \_\_\_\_\_.

Estimate the sum.

13. 
$$\begin{array}{r} 26 \longrightarrow \square \\ + 11 \longrightarrow + \square \\ \hline \end{array}$$

about

14. 
$$\begin{array}{r} 33 \longrightarrow \square \\ + 21 \longrightarrow + \square \\ \hline \end{array}$$

about

15. 
$$\begin{array}{r} 69 \longrightarrow \square \\ + 17 \longrightarrow + \square \\ \hline \end{array}$$

about

Name \_\_\_\_\_

# Still More Practice

## Chapter 11

Subtract.

1.  $7 \text{ tens} - 3 \text{ tens} = \underline{\quad} \text{ tens}$

2.  $9 \text{ dimes} - 1 \text{ dime} = \underline{\quad} \text{ dimes}$

3. 
$$\begin{array}{r} 20 \\ - 10 \\ \hline \end{array}$$

4. 
$$\begin{array}{r} 77\text{¢} \\ - 34\text{¢} \\ \hline \end{array}$$

5. 
$$\begin{array}{r} 51 \\ - 30 \\ \hline \end{array}$$

6. 
$$\begin{array}{r} 35 \\ - 4 \\ \hline \end{array}$$

7. 
$$\begin{array}{r} 89\text{¢} \\ - 56\text{¢} \\ \hline \end{array}$$

8. 
$$\begin{array}{r} 43\text{¢} \\ - 22\text{¢} \\ \hline \end{array}$$

Regroup 1 ten as 10 ones. Find the difference.

9. 
$$\begin{array}{r} 65 \\ - 36 \\ \hline \end{array}$$

10. 
$$\begin{array}{r} 34 \\ - 18 \\ \hline \end{array}$$

Estimate the difference.

11. 
$$\begin{array}{r} 81 \\ - 23 \\ \hline \end{array}$$

about  $\begin{array}{|c|} \hline \square \\ \hline \square \\ \hline \end{array}$

12. 
$$\begin{array}{r} 39 \\ - 11 \\ \hline \end{array}$$

about  $\begin{array}{|c|} \hline \square \\ \hline \square \\ \hline \end{array}$

13. 
$$\begin{array}{r} 57 \\ - 26 \\ \hline \end{array}$$

about  $\begin{array}{|c|} \hline \square \\ \hline \square \\ \hline \end{array}$

Add and subtract mentally.

14. 
$$\boxed{95 - 30} + 2 = ?$$

$\underline{\quad} \bigcirc \underline{\quad} = \underline{\quad}$

15. 
$$\boxed{64 + 3} - 20 = ?$$

$\underline{\quad} \bigcirc \underline{\quad} = \underline{\quad}$

16. 
$$\boxed{57 + 20} - 1 = ?$$

$\underline{\quad} \bigcirc \underline{\quad} = \underline{\quad}$

17. 
$$\boxed{82 - 10} + 3 = ?$$

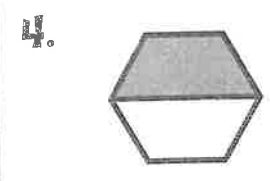
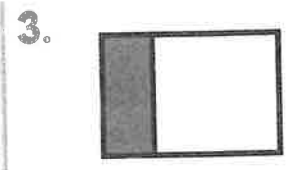
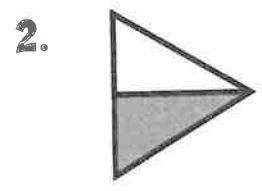
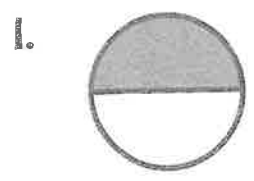
$\underline{\quad} \bigcirc \underline{\quad} = \underline{\quad}$

# More Practice

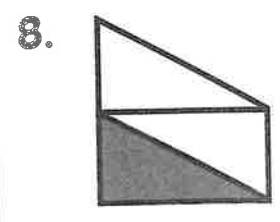
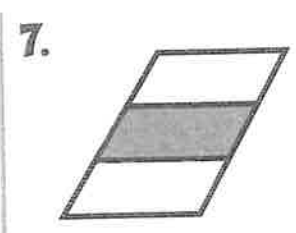
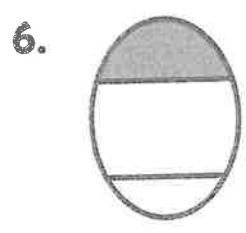
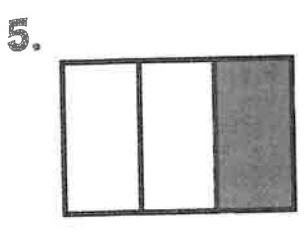
## Chapter 12

Name \_\_\_\_\_

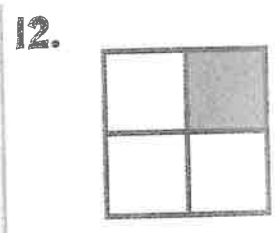
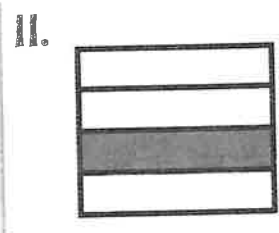
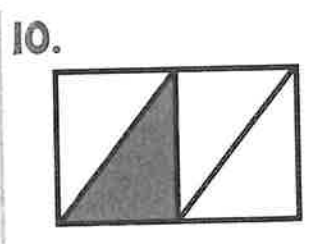
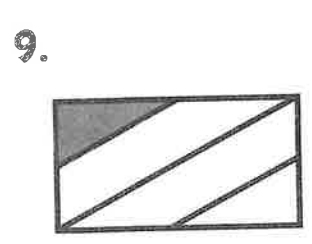
Circle the shapes that show  $\frac{1}{2}$ .



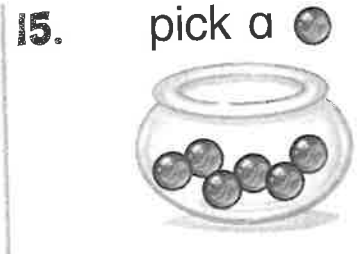
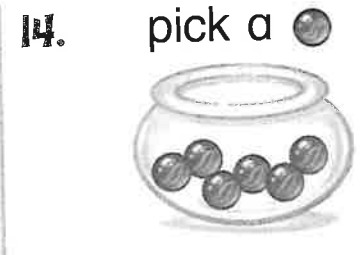

Circle the shapes that show  $\frac{1}{3}$ .



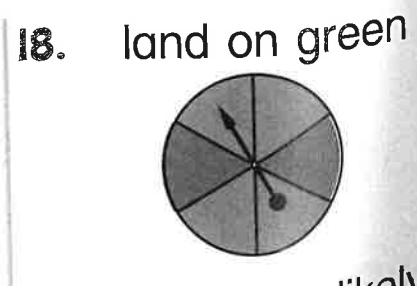
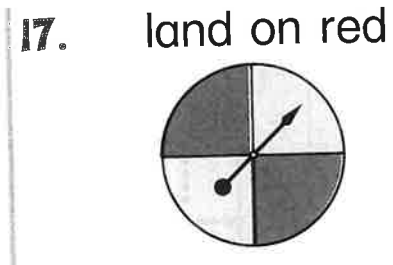
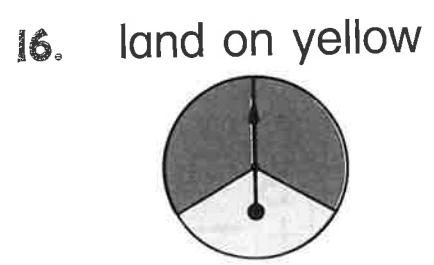
Circle the shapes that show  $\frac{1}{4}$ .



Write **certain**, **possible**, or **impossible**.



Write **more**, **less**, or **equally** to tell how likely.



likely

likely

likely

