



Knappa Pre-K School

Immunization and Exemption Rates Report PreK

Year 2023-2024
Report HLT627

School Name Knappa Pre-K School	School Type Public / Charter School	Address	
Contact Person Katie Montgomery	Phone:	City, State, Zipcode	
District Name Knappa School District	Date of Report 09/14/2023	Assessment Date 09/14/2023	
School Grades PK			

Number of Students Enrolled **: 17
Percent of Students with no immunization or exemption record: 0.00 %
Percent of Students with a medical exemption for one or more vaccines: 0.00 %

	Percent Vaccinated *	Percent missing one or more doses because of a non-medical exemption *
DTap/Tdap	82.35 %	11.76 %
Polio	82.35 %	11.76 %
Varicella	88.24 %	11.76 %
Measles	88.24 %	11.76 %
Mumps	88.24 %	11.76 %
Rubella	88.24 %	11.76 %
Hepatitis B	94.12 %	5.88 %
Hepatitis A	88.24 %	11.76 %
Hib	88.24 %	11.76 %
All	82.35 %	5.88 %

* Not all immunizations are required for all grades. These numbers may not total to 100% if some student have medical exemptions, or are incomplete or in the process with immunizations but not need an exemption because they are on schedule.

** There is/are also 0 student(s) enrolled for who immunizations are not required to be reported because their records are tracked by another site or they attend fewer than 5 days per year.



Hilda Lahti Elementary School

Immunization and Exemption Rates Report K-12

Year 2023-2024
Report HLT628

School Name Hilda Lahti Elementary School	School Type Public / Charter School	Address 41535 Old hwy 30	
Contact Person Katie Montgomery	Phone:	City, State, Zipcode Astoria, OR 97103	
District Name Knappa School District	Date of Report 09/14/2023	Assessment Date 09/14/2023	
School Grades KG,01,02,03,04,05			

Number of Students Enrolled **: 197
Percent of Students with no immunization or exemption record: 0.00 %
Percent of Students with a medical exemption for one or more vaccines: 0.00 %

	Percent Vaccinated *	Percent missing one or more doses because of a non-medical exemption *
DTap/Tdap	90.86 %	5.58 %
Polio	92.89 %	5.58 %
Varicella	94.92 %	5.08 %
Measles	89.85 %	6.60 %
Mumps	95.43 %	4.57 %
Rubella	95.43 %	4.57 %
Hepatitis B	92.89 %	5.08 %
Hepatitis A	91.88 %	6.09 %
All Vaccines	86.29 %	4.06 %

* Not all immunizations are required for all grades. These numbers may not total to 100% if some student have medical exemptions, or are incomplete or in the process with immunizations but not need an exemption because they are on schedule.

** There is/are also 0 student(s) enrolled for who immunizations are not required to be reported because their records are tracked by another site or they attend fewer than 5 days per year.



Hilda Lahti Junior High

Immunization and Exemption Rates Report K-12

Year 2023-2024
Report HLT628

School Name Hilda Lahti Junior High	School Type Public / Charter School	Address 41535 Old Highway 30	
Contact Person Katie Montgomery	Phone:	City, State, Zipcode Astoria, OR 97103	
District Name Knappa School District	Date of Report 09/14/2023	Assessment Date 09/14/2023	
School Grades 06,07,08			

Number of Students Enrolled **: 113
Percent of Students with no immunization or exemption record: 0.88 %
Percent of Students with a medical exemption for one or more vaccines: 0.00 %

	Percent Vaccinated *	Percent missing one or more doses because of a non-medical exemption *
DTap/Tdap	83.19 %	6.19 %
Polio	94.69 %	3.54 %
Varicella	94.69 %	4.42 %
Measles	94.69 %	4.42 %
Mumps	94.69 %	4.42 %
Rubella	94.69 %	4.42 %
Hepatitis B	93.81 %	4.42 %
Hepatitis A	93.81 %	4.42 %
All Vaccines	82.30 %	3.54 %

* Not all immunizations are required for all grades. These numbers may not total to 100% if some student have medical exemptions, or are incomplete or in the process with immunizations but not need an exemption because they are on schedule.

** There is/are also 0 student(s) enrolled for who immunizations are not required to be reported because their records are tracked by another site or they attend fewer than 5 days per year.



Knappa High School

Immunization and Exemption Rates Report K-12

Year 2023-2024
Report HLT628

School Name Knappa High School	School Type Public / Charter School	Address 41535 Old hwy 30
Contact Person Katie Montgomery	Phone:	City, State, Zipcode Astoria, OR 97103
District Name Knappa School District	Date of Report 09/14/2023	Assessment Date 09/14/2023
School Grades 09,10,11,12		

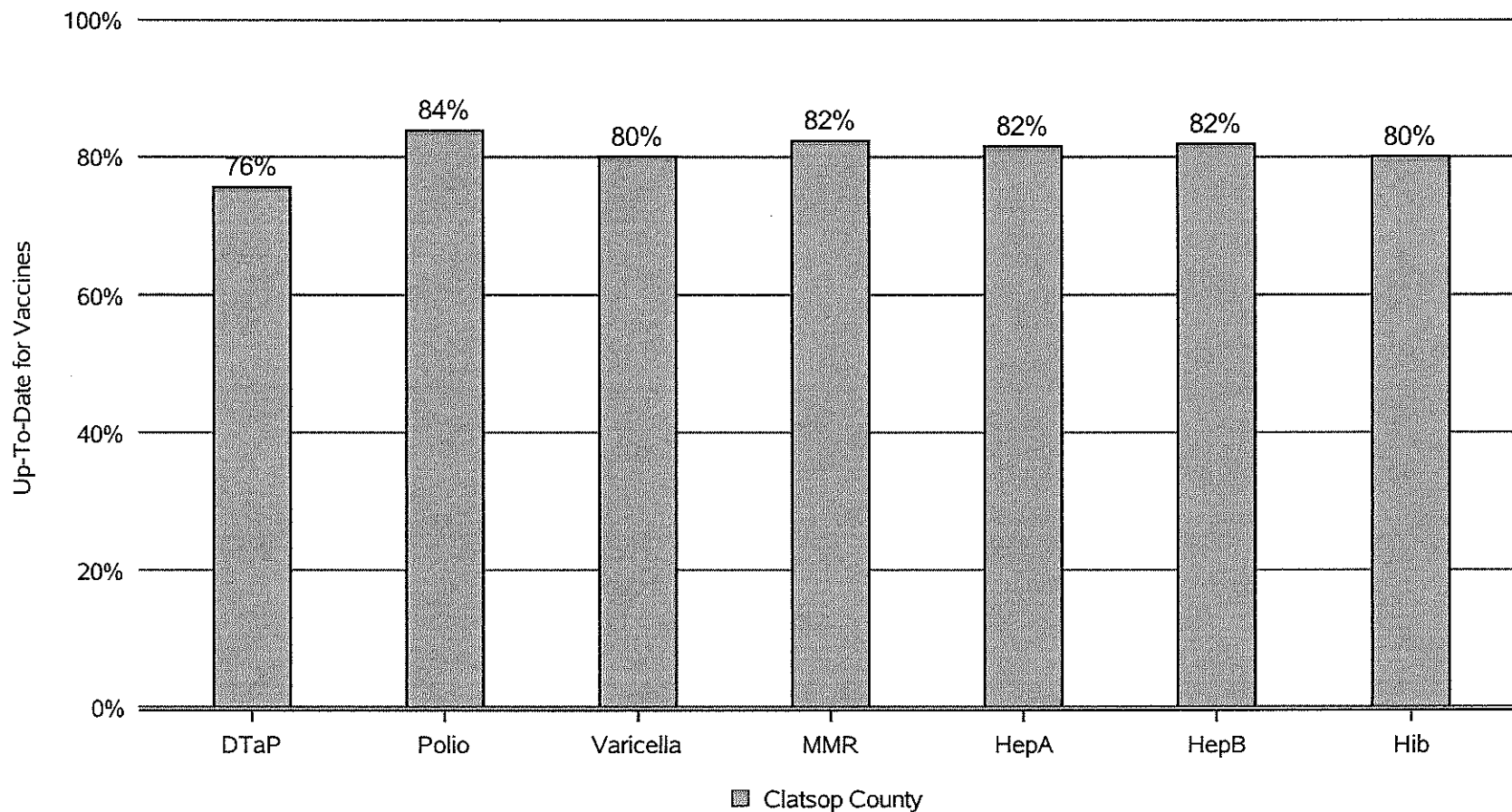
Number of Students Enrolled **: 138
Percent of Students with no immunization or exemption record: 0.00 %
Percent of Students with a medical exemption for one or more vaccines: 0.00 %

	Percent Vaccinated *	Percent missing one or more doses because of a non-medical exemption *
DTap/Tdap	94.20 %	5.07 %
Polio	97.10 %	2.17 %
Varicella	98.55 %	1.45 %
Measles	97.10 %	2.17 %
Mumps	98.55 %	1.45 %
Rubella	98.55 %	1.45 %
Hepatitis B	98.55 %	1.45 %
Hepatitis A	94.93 %	2.17 %
All Vaccines	92.03 %	1.45 %

* Not all immunizations are required for all grades. These numbers may not total to 100% if some student have medical exemptions, or are incomplete or in the process with immunizations but not need an exemption because they are on schedule.

** There is/are also 0 student(s) enrolled for who immunizations are not required to be reported because their records are tracked by another site or they attend fewer than 5 days per year.

How many kids younger than school-age* are up-to-date on vaccines in Clatsop County?



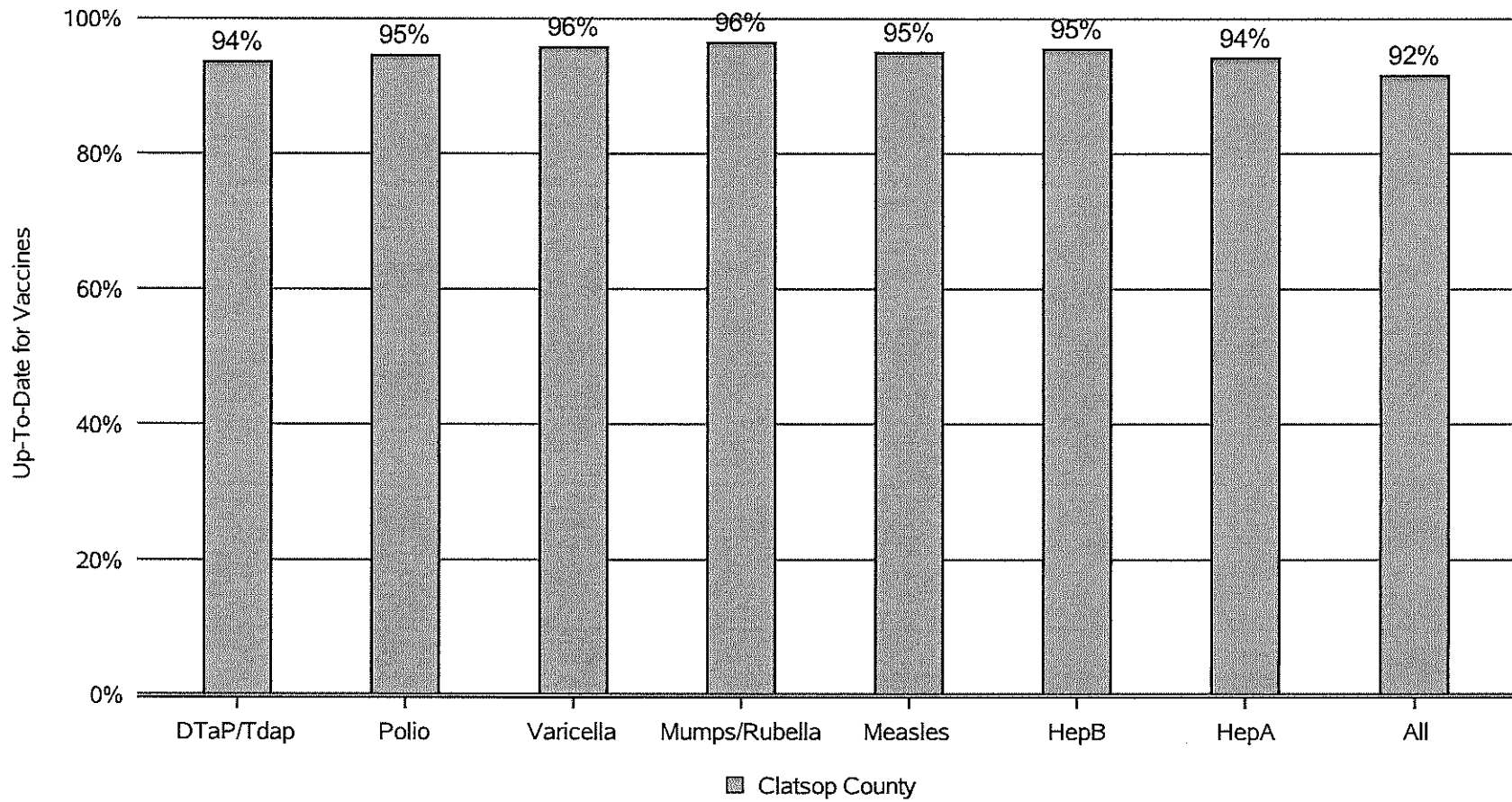
*Children age 19 months as of January 11, 2023 through 5 years as of September 1, 2022

Assessment Date: February 27, 2023

Data source: Oregon ALERT IIS



How many school-age kids* are up-to-date on vaccines in Clatsop County



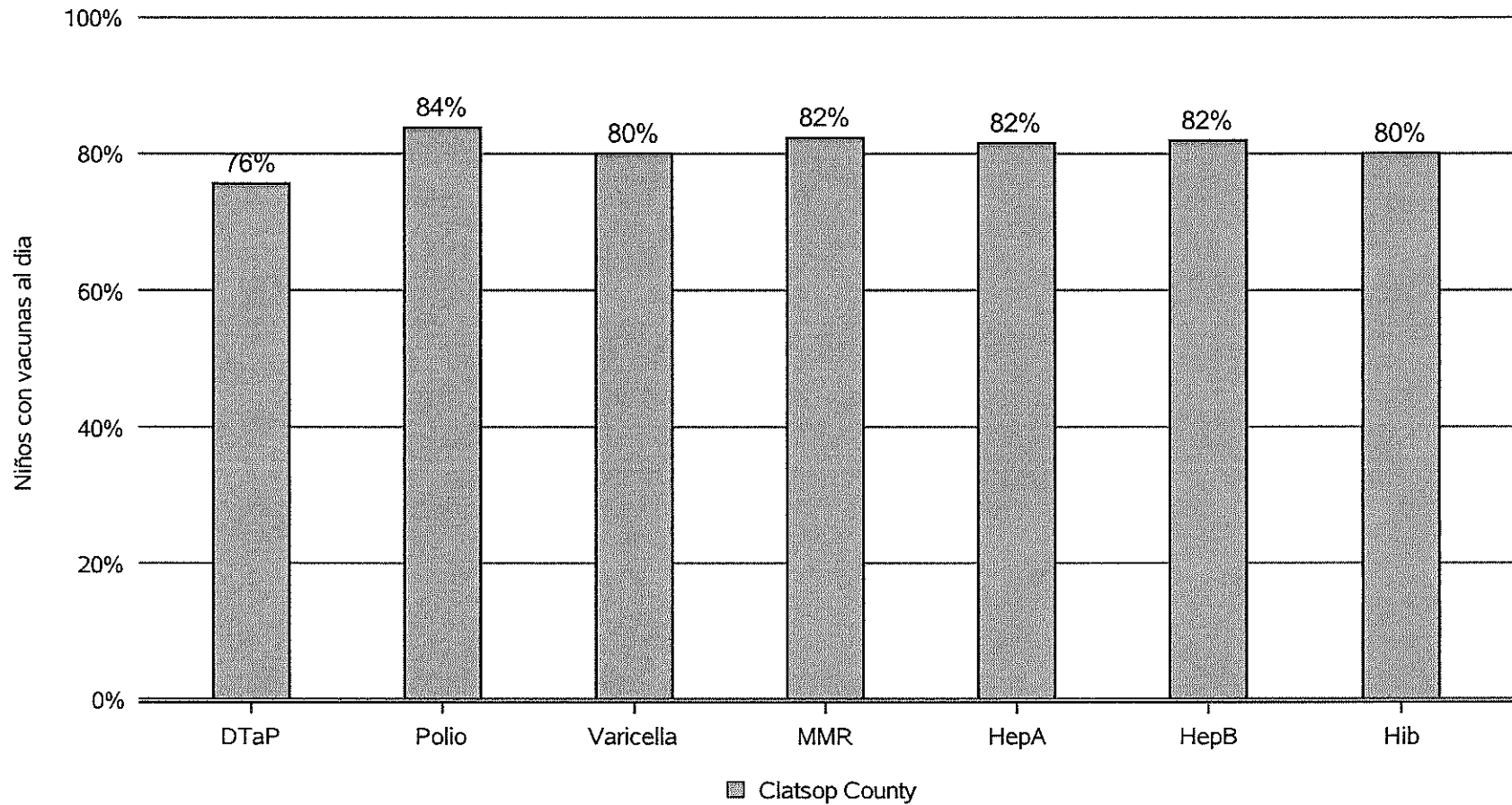
*Kindergarten through 12th grade

Assessment Date: February 27, 2023

Data Source: Immunization Primary Review Summary Reports



Cuántos niños menores de edad escolar* están al día con vacunas en Clatsop County?



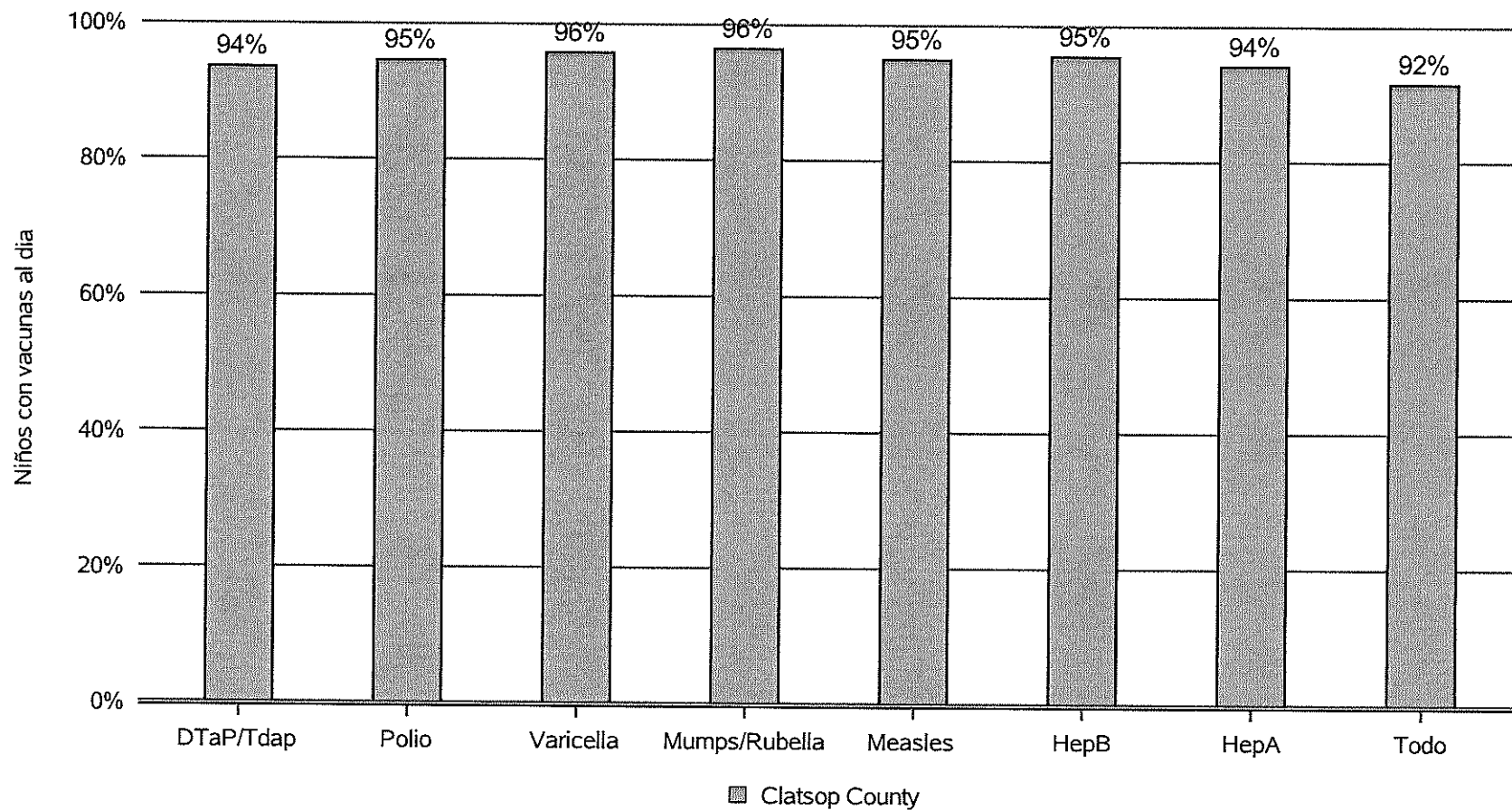
*Niños de 19 meses de edad al 11 de enero del 2023 hasta 5 años de edad al 1 de septiembre del 2022

Fecha de evaluación: 27 de febrero del 2023

Fuente de datos: Oregon ALERT IIS



¿Cuántos niños de edad escolar* están al día con vacunas en Clatsop County



*Jardín de infancia hasta el grado 12

Fecha de evaluación: 27 de febrero del 2023

Fuente de datos: Informes de Resumen de Inmunización Primaria

