




Miller Elementary

# **KINDERGARTEN READINESS PACKET 2022-2023**


**MRS. ELIZABETH JOHNSON, PRINCIPAL  
101 PINE VALLEY DRIVE  
WARNER ROBINS, GA 31088  
478-929-7814**






# **WELCOME TO KINDERGARTEN!**

Kindergarten is an important milestone in the life of you and your child! We are pleased that your journey begins at Miller Elementary!



As your child's first teacher, we encourage you to become and remain actively engaged throughout their academic career! Studies show that students with parents that are engaged in their education are more successful! That begins here and now!



We realize that this new adventure comes with many questions! This handbook will address some of the questions that you may have as a new Kindergarten parent. The activities and checklists included will help both you and your child prepare for the upcoming school year.

Do not hesitate to contact the school if you have any additional questions or concerns! We look forward to forming a meaningful partnership with you this year and for years to come!



**Miller Elementary**





**HOUSTON COUNTY  
BOARD OF EDUCATION**  
HIGH-ACHIEVING STUDENTS

(/)

## **Our Mission**

*To produce high-achieving students.*

## **Our Vision**

*Our system will be world class.*

1100 Main Street, Perry, GA 31069 | 478.988.6200



[\(https://www.facebook.com/HoustonCountySD/\)](https://www.facebook.com/HoustonCountySD/)



[\(https://twitter.com/HoustonCountySD\)](https://twitter.com/HoustonCountySD)



[\(https://www.instagram.com/HoustonCountySD/\)](https://www.instagram.com/HoustonCountySD/)



[\(https://www.linkedin.com/company/houston-county-board-of-education\)](https://www.linkedin.com/company/houston-county-board-of-education)



[\(https://www.youtube.com/channel/UCFNf7sCi\\_dxQy8yyHGNzTBw\)](https://www.youtube.com/channel/UCFNf7sCi_dxQy8yyHGNzTBw)



[\(https://www.pinterest.com/houstoncountys/\)](https://www.pinterest.com/houstoncountys/)

# Kindergarten Round-Up



Five year old kindergarten registration for the 2022-2023 school year will be held from May 2 - 31. If your student is currently in Pre-K in a Houston County school, you will not need to register. They will automatically roll up to the next grade at their current school. If you have moved, please complete a change of address so they will be zoned for the correct school.

If you registered your student for Pre-K for the 2021-2022 school year and they were on the waiting list but did not attend school, you will not need to re-register your student. Someone from your student's zoned school will be contacting you in April with instructions on what to do for your child to begin school in August 2022. If your Pre-K student received a slot but you declined due to COVID-19 or another reason, someone from your student's zoned school will be contacting you in April with further instructions.

Please note that students must be five years of age on or before September 1st, 2021 to attend kindergarten in a Georgia public school.

[Back to Central Registration \(https://www.hcbe.net/centralregistration\)](https://www.hcbe.net/centralregistration)


# The A to Z of Kindergarten Readiness


 <p><u>Get dressed:</u> can put on &amp; take off clothes independently</p>	<p><u>Alphabet:</u> can recognize uppercase &amp; lowercase letters</p>	<p><u>Bathroom:</u> can use the bathroom independently</p>	<p><u>Concepts of print:</u> know how to read a book and track words</p>	<p><u>Do your best:</u> when presented with difficult tasks</p>	<p><u>Eat independently:</u> can open and close snack/ lunch</p>	<p><u>Friendly:</u> can interact with new friends in a positive way</p>
<p><u>Name recognition:</u> can recognize and write their name</p>	<p><u>Handwriting:</u> can print their name &amp; uppercase letters</p>	<p><u>Independence:</u> can problem solve</p>	<p><u>Just right noise level:</u> can control their voice in different settings</p>	<p><u>Kind:</u> is kind to others and can share</p>	<p><u>Minutes:</u> can focus on a specific task for 5-10 minutes</p>	<p><u>Trace:</u> can trace straight and curved lines</p>
<p><u>Understand directions:</u> can follow 1 &amp; 2 step directions</p>	<p><u>Optimistic:</u> is positive about coming to school</p>	<p><u>Pay attention:</u> can pay attention to the teacher or activity</p>	<p><u>Quiet listener:</u> can listen quietly</p>	<p><u>Rhyme:</u> can recognize rhyming words</p>	<p><u>Scissors:</u> can hold scissors correctly and cut straight lines</p>	<p><u>Zipper, etc.:</u> can use zippers &amp; buttons on clothes</p>
<p><u>Yearly calendar:</u> knows the name of months &amp; seasons</p>	<p><u>Wait in line:</u> can wait patiently in line</p>	<p><u>Excited:</u> is excited to be in school and learn new things</p>	<p><u>Trace:</u> can trace straight and curved lines</p>	<p><u>Trace:</u> can trace straight and curved lines</p>	<p><u>Trace:</u> can trace straight and curved lines</p>	

# Self Help Skills

It would be helpful if your child can:


★ put on and take off a coat 

★ tie their own shoe 

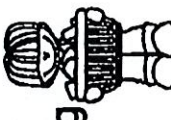
★ wash their hands 

# Social Skills

It would be helpful if your child can:

★ share 

★ work cooperatively to play a game 

★ clean up after using things 

★ follow simple directions 

# Academic Skills


It would be helpful if your child can:

★ listen to a story 




























★ use scissors 

★ draw a picture 

★ count to 10 

★ recognize and write first name 

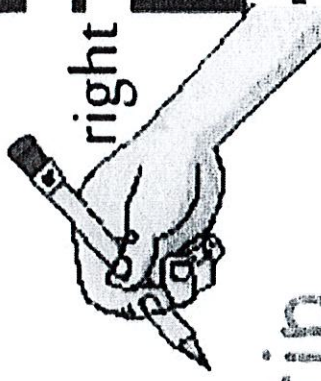
# My Alphabet Chart

from 	<b>Aa</b>  alligator	<b>Bb</b>  bear	<b>Cc</b>  cat	<b>Dd</b>  deer	<b>Ee</b>  elephant	<b>Ff</b>  fish
<b>Gg</b>  gorilla	<b>Hh</b>  horse	<b>Ii</b>  iguana	<b>Jj</b>  jellyfish	<b>Kk</b>  kangaroo	<b>Ll</b>  lizard	<b>Mm</b>  mouse
<b>Nn</b>  night owl	<b>Oo</b>  octopus	<b>Pp</b>  penguin	<b>Qq</b>  quail	<b>Rr</b>  rabbit	<b>Ss</b>  snake	<b>Tt</b>  tiger
<b>Uu</b>  umbrella bird	<b>Vv</b>  vampire bat	<b>Ww</b>  weasel	<b>Xx</b>  fox	<b>Yy</b>  yak	<b>Zz</b>  zebra	to <b>Zz</b>

# The Alphabet Around Us!

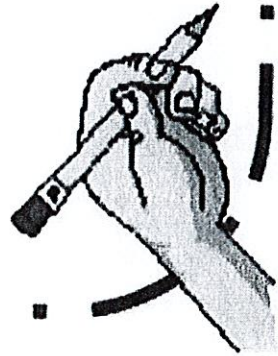
Aa 	Bb 	Cc 	Dd 	Ee 
Ff 	Gg 	Hh 	Ii 	Jj 
Kk 	Ll 	Mm 	Nn 	Oo 
Pp 	Qq 	Rr 	Ss 	Tt 
Uu 	Vv 	Ww 	Xx 	Yy 
Zz 	Read the words you already know and hear the letter's sound.			

# How to hold my Pencil







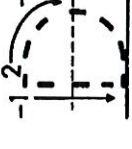



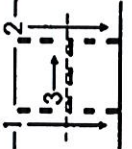
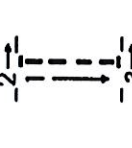

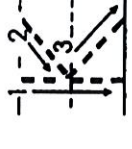
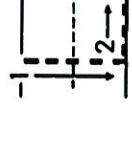
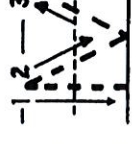
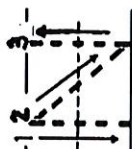
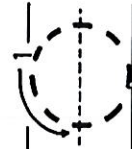
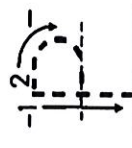



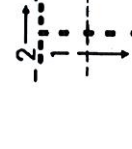
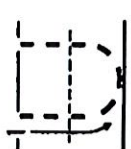
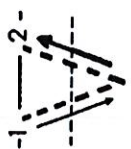
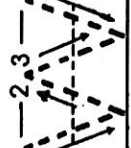
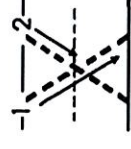


My thumb is bent,  
Pointer points to the tip,  
Tall man is at the side.  
Tuck the other fingers in  
And take them for a ride!

left



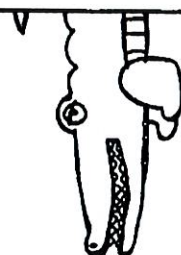
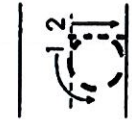


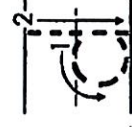
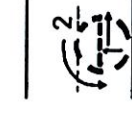
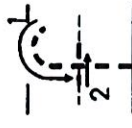
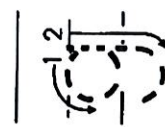

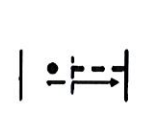
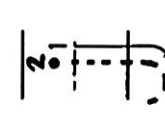

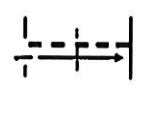




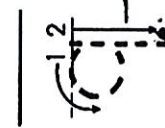
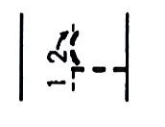
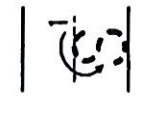
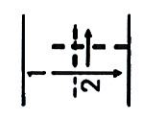
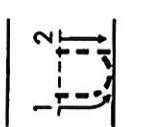
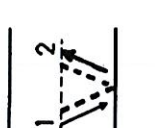






















# I can write my letters A-Z!

Name: \_\_\_\_\_

# I can write my letters a-z!

Name: \_\_\_\_\_

Print one for each student in your group.  
Use this to teach kids the alphabet song sliding and pointing to each letter.

Aaa Bbb Ccc Ddd Eee Fff Ggg  
Hhh Iii Jjj Kkk Lll Mmm Nnn Ooo Ppp  
Qqq Rrr Sss Ttt Uuu Vvv  
Www Xxx Yyy Zzz

Now I said my ABC's, next time won't you sing with me?

# Ideas for Name Practice at Home


-Have your child use magnetic letters to build his/her name.

-Write your child's name on a popsicle stick. Write each letter on a clothespin. Have your child match each letter to their name on the stick.


-Write the letters of your child's name on index cards and put them in a path on the floor. Have him/her say the letters as they walk on the cards.

-Have your child stamp the letters in his/her name into playdoh.

-Write your child's name across a picture. Cut the picture into strips with one letter on each strip. Have your child put the letters in order to re-build the picture.



I can write my name!



Practice

Handwriting practice area consisting of 10 rows of lines. Each row is composed of three horizontal lines: a solid top line, a dashed middle line, and a solid bottom line. The monkey is positioned on the top solid line of the first row.

Here are a few fun activities you can do at home with your child.

## I Spy



Play an "I Spy" game.

"I spy something that rhymes with \_\_\_\_\_."

"I spy something that starts with the /b/ sound."

Take turns.

DeeDee W/lls 2016

## I'm going on a trip...

"I'm going on a trip and I am bringing things that start with the /b/ sound/."

Take turns thinking of things (ball, brush, bat). Then switch to a new sound.




DeeDee W/lls 2016

## Read a book!

Stop by your school or local library. Rhyming books are plentiful! Read the text and pause before the rhyme. Have your child fill in the missing rhymes:


Books by Dr. Seuss or Eric Carle have fun rhymes. Don't forget to ask the librarian. They are so knowledgeable.



DeeDee W/lls 2016

## Magazine sort

Sort pictures in a magazine by the number of syllables they have. You can also look for pictures that start with a particular sound.



DeeDee W/lls 2016

## Draw it!

Say the sounds and have your child draw the word.

Easier: c/at (2 parts)

Harder: c/a/t (3 parts)

Challenge: n/e/s/t (4 parts)

This could be done with a pencil, crayon, or even shaving cream in the bathtub!

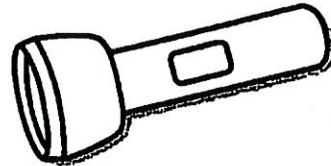


Deedee Writs 2016

## Spotlight

Turn out the lights and shine a flashlight around the room. Your child can clap out the syllables in the word:

Example: Television, pillow, sofa, dog, table...



Deedee Writs 2016


## So silly!

Help your child create silly sentences!

Example:

Six sweet snakes sang songs.

Two tiny turtle twirled together.



Deedee Writs 2016

## Riddle me this!

You will say a word riddle and your child will solve it.

Example:

What rhymes with hand but starts with /s/?

What rhymes with book but starts with /h/?

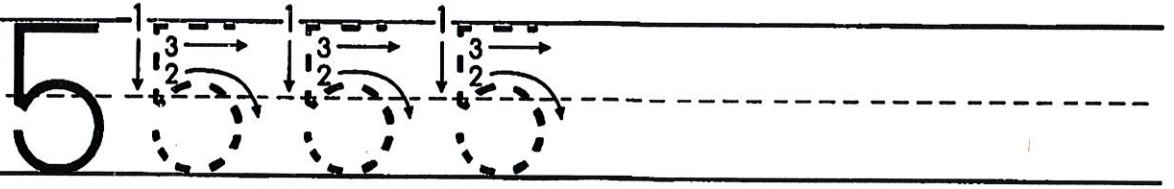
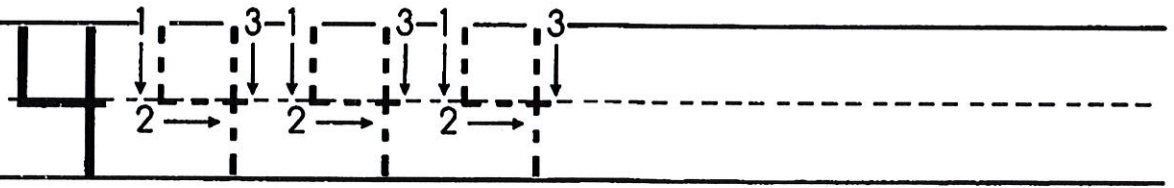
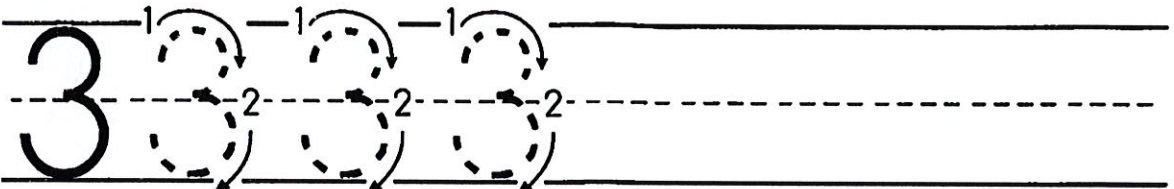
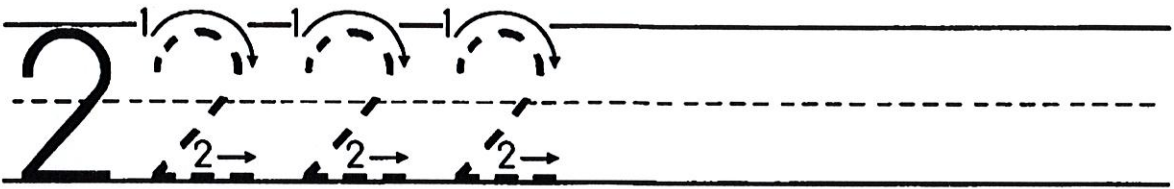
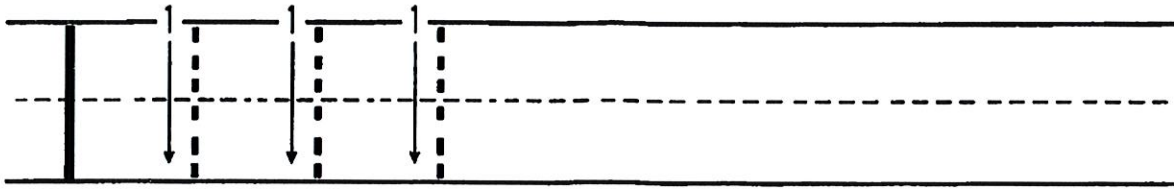
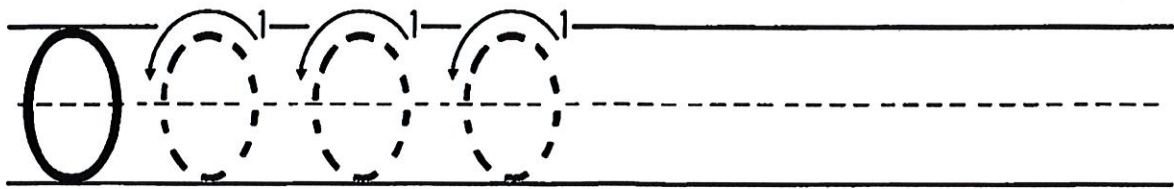


Deedee Writs 2016

**Number Writing Rhymes:**

Round and round and round we go When we get home We have a zero.	Start at the top And down we run That's the way we make a one.
Around and back On the railroad track Two, two, two!	Around a tree Around a tree That's the way we make a three.
Down and over And down some more That's the way we make a four.	Down and around With a flag on high That's the way we make a five.
Around to a loop Number six rolls a hoop.	Across the sky And down from heaven That's the way we make a seven.
Make an "S" and do not wait When we get home We have an eight.	Make a loop And then a line That's the way we make a nine.





6 6 6 6

7 7 7 7



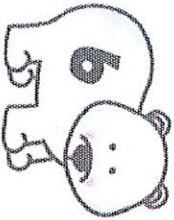
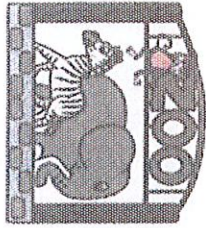
8 8 8 8

9 9 9 9




10 10 10 10

Blank handwriting lines for independent practice.

# Zoo Roll And cover



# Zoo Roll And cover



Use the game board to practice counting and number identification. Each player has his/her own side of the game board.  
Roll 2 dice, count all the dots, and use counters (cubes, pennies, or edible items like cereal, candy, marshmallows, etc.) to cover number rolled. Take turns. Play until one player covers all of the numbers on his/her game board.

## Check Out These Apps/Online Resources for Your Kindergarten Student!



- **Epic!** – Site offers tons of children's e-books that can be geared towards their interests and reading level – iPad app is also available.
- **Teach Your Monster to Read** - Teach Your Monster to Read is an award-winning series of games that's helped millions of children learn to read. Play for free on their website or download the app.
- **Starfall** – This site has several free educational videos and games for teaching children the letters of the alphabet and more.
- **ABCya** – Site and app with lots of fun learning games for K-5 students
- **Turtle Diary** – This site is aimed at children from Pre-Kindergarten to second grade and offers over a thousand educational puzzles, games, projects, worksheets and more in areas from math and science to ESL and arts and crafts.
- **ABCmouse** – Site and app offer more than 5,000 fun and interactive PreK-K learning activities that teach reading, math, and more.
- **Teach Me: Kindergarten** – This app is for learning basic handwriting, addition, subtraction and early reading skills. This customizable app allows children to level up to more challenging lessons as well as buy stickers with coins they earn for correct responses.
- **MyABC & ABC Pocket Phonics** – More apps to teach letters, sounds, and beginning reading skills
- **Family Play Kindergarten** – The Sheriff needs help at Cowboy Kids Academy to learn Kindergarten skills...great app for kids heading into Kindergarten.
- **Moose Math & Splash Math** – Apps have math activities/games to teach number sense, counting, shapes, and much more.
- **"Better Alphabet" Song** – Great song for practicing ABCs  
<https://www.youtube.com/watch?v=DEDqpd11f7E>

## Booklist

### Look for these books at the library:

Don't Let the Pigeon Drive the Bus, by Mo Willems  
Don't Let the Pigeon Stay Up Late, by Mo Willems  
The Pigeon Wants a Hot Dog, by Mo Willems  
The Pigeon Wants a Puppy, by Mo Willems  
Knuffle Bunny, by Mo Willems  
Knuffle Bunny, Too, by Mo Willems  
Pete the Cat: I Love My White Shoes, by Eric Litwin  
Pete the Cat: Rocking in My School Shoes, by Eric Litwin  
Pete the Cat and His Four Groovy Buttons, by Eric Litwin  
Go Away Big Green Monster, by Ed Emberly  
Corduroy, by Don Freeman  
Goldilocks and the Three Bears, retold by Jan Brett  
The Very Clumsy Click Beetle, by Eric Carle  
Three Billy Goats Gruff, retold by Stephen Carpenter  
The Little Red Hen, retold by Jerry Pinkney  
Does a Kangaroo Have a Mother, Too?, by Eric Carle  
Hedgie's Surprise, by Jan Brett  
Mrs. Wishy Washy's Farm, by Joy Cowley  
The Hat, by Jan Brett  
The Tale of Peter Rabbit, by Beatrix Potter  
Owl Babies, by Martin Waddell  
A House for Hermit Crab, by Eric Carle  
Mister Seahorse, by Eric Carle  
Big Al, by Andrew Clements  
Unlovable, by Dan Yaccarino  
It's the Bear, Jez Alborough  
An Extraordinary Egg, by Leo Lionni  
The Umbrella, by Jan Brett  
Who is the Beast?, by Keith Baker  
Duck in the Truck, by Jez Alborough  
Captain Duck, by Jez Alborough  
Cuddly Duddly, by Jez Alborough  
There's an Alligator Under My Bed, by Mercer Mayer  
Caps for Sale, by Esphyr Slobodkina  
David Gets in Trouble, by David Shannon  
Bill and Pete, by Tomie de Paola  
Bill and Pete Go Down the Nile, by Tomie de Paola  
The Doghouse, by Jan Thomas  
Rhyming Dust Bunnies, by Jan Thomas