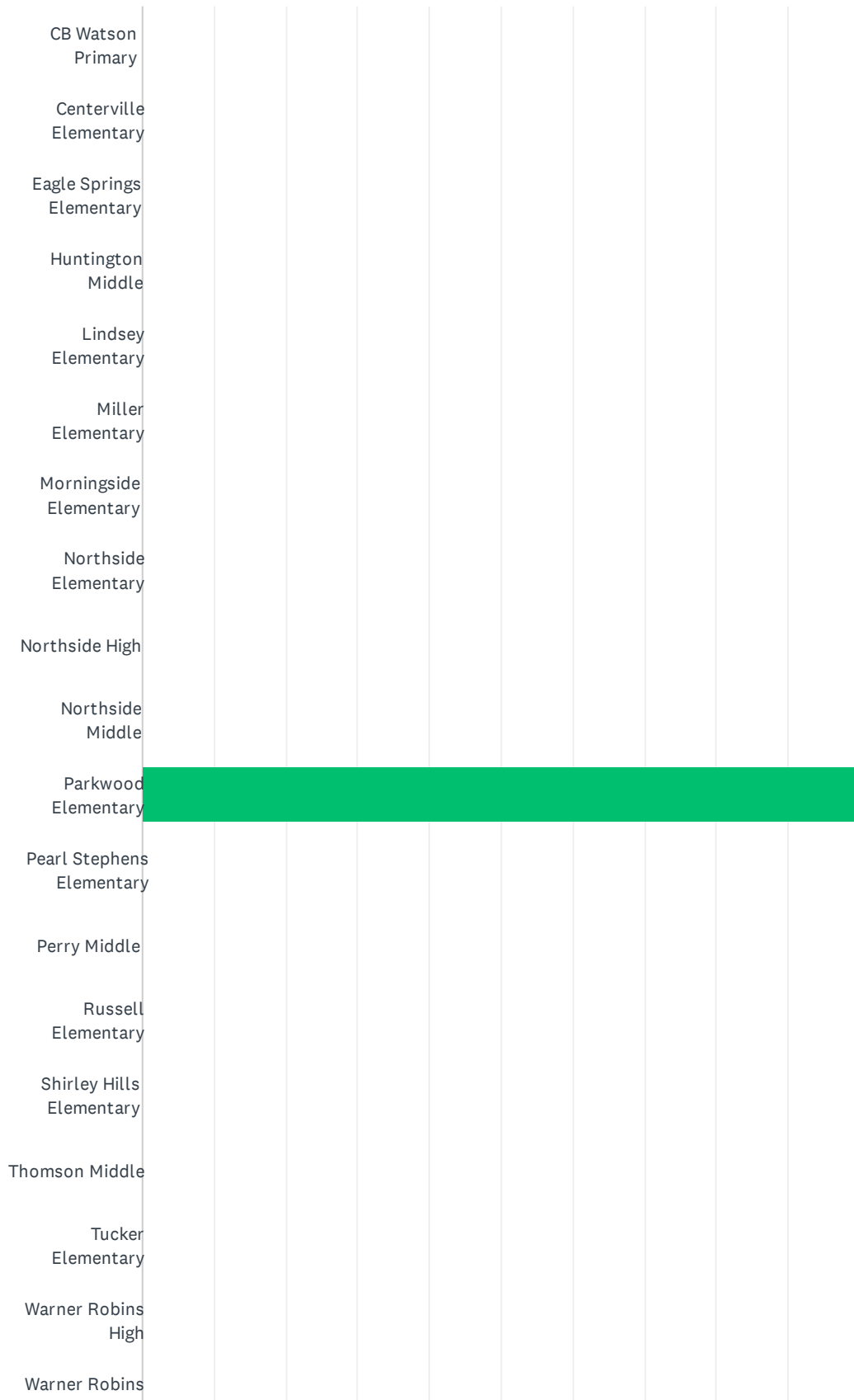
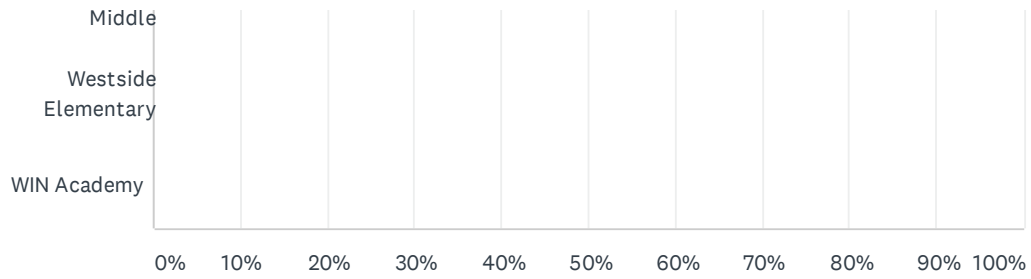


Q1 My child attends

Answered: 49 Skipped: 0



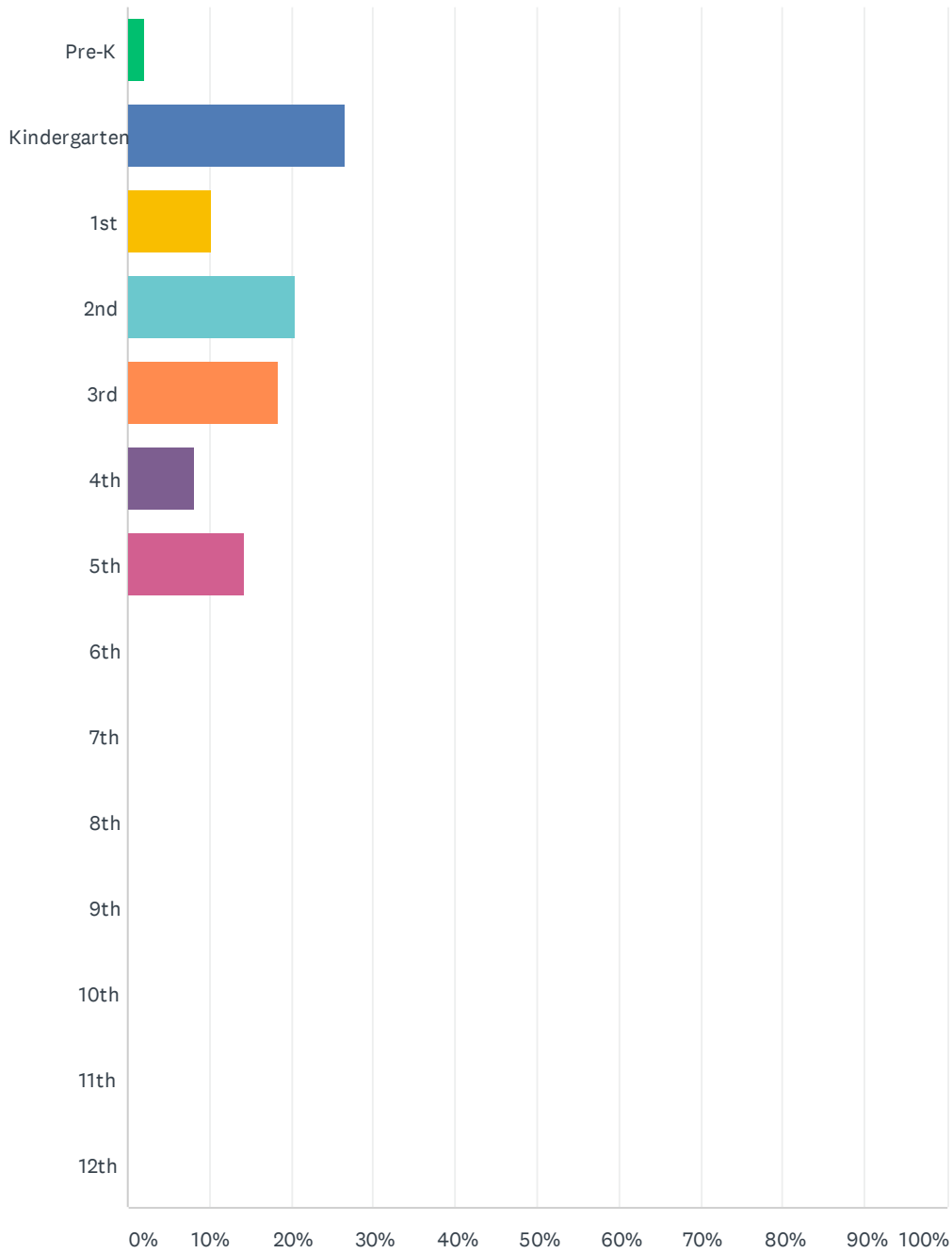
Houston County Title I Parent Satisfaction Survey



ANSWER CHOICES	RESPONSES	
CB Watson Primary	0.00%	0
Centerville Elementary	0.00%	0
Eagle Springs Elementary	0.00%	0
Huntington Middle	0.00%	0
Lindsey Elementary	0.00%	0
Miller Elementary	0.00%	0
Morningside Elementary	0.00%	0
Northside Elementary	0.00%	0
Northside High	0.00%	0
Northside Middle	0.00%	0
Parkwood Elementary	100.00%	49
Pearl Stephens Elementary	0.00%	0
Pery Middle	0.00%	0
Russell Elementary	0.00%	0
Shirley Hills Elementary	0.00%	0
Thomson Middle	0.00%	0
Tucker Elementary	0.00%	0
Warner Robins High	0.00%	0
Warner Robins Middle	0.00%	0
Westside Elementary	0.00%	0
WIN Academy	0.00%	0
TOTAL		49

Q2 What grade is your child currently in?

Answered: 49 Skipped: 0

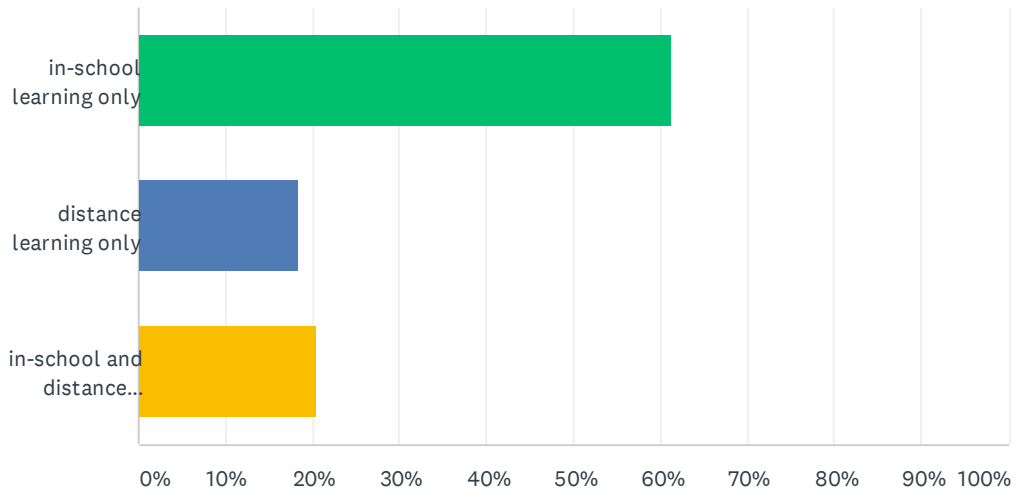


Houston County Title I Parent Satisfaction Survey

ANSWER CHOICES	RESPONSES	
Pre-K	2.04%	1
Kindergarten	26.53%	13
1st	10.20%	5
2nd	20.41%	10
3rd	18.37%	9
4th	8.16%	4
5th	14.29%	7
6th	0.00%	0
7th	0.00%	0
8th	0.00%	0
9th	0.00%	0
10th	0.00%	0
11th	0.00%	0
12th	0.00%	0
TOTAL		49

Q3 This school year, my child has been enrolled for

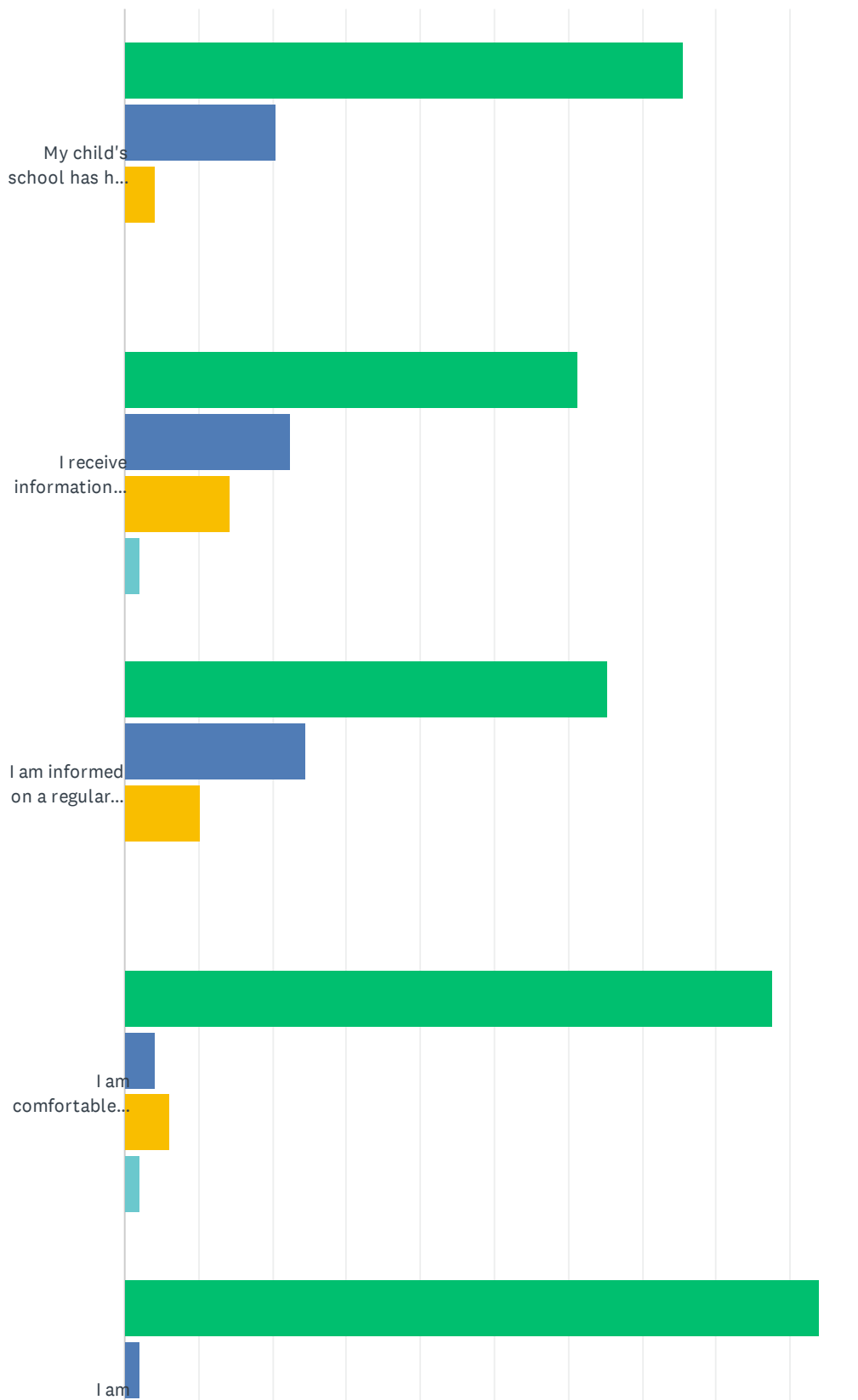
Answered: 49 Skipped: 0



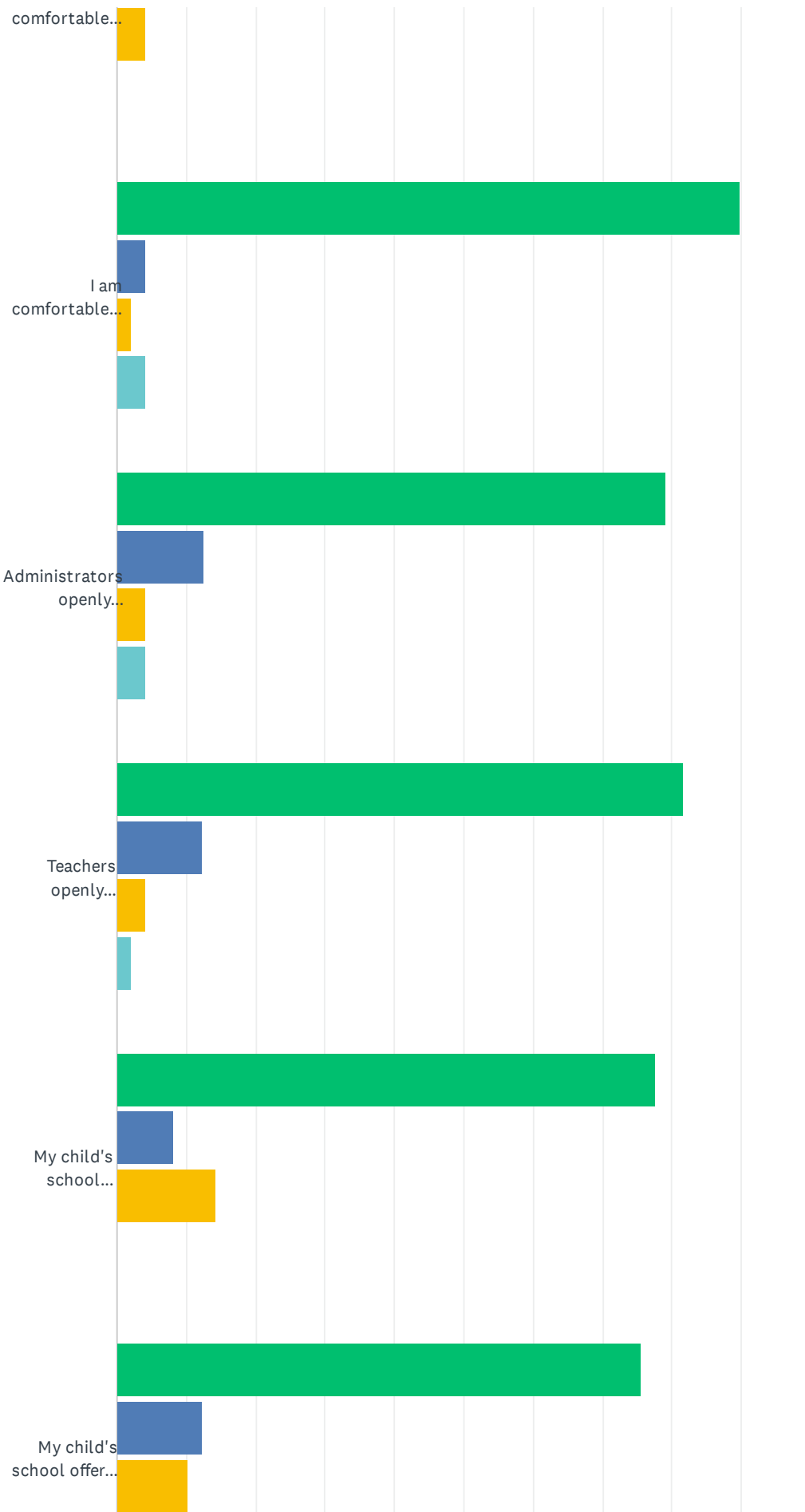
ANSWER CHOICES	RESPONSES
in-school learning only	61.22% 30
distance learning only	18.37% 9
in-school and distance learning	20.41% 10
TOTAL	49

Q4 Please read each statement below and indicate how much you agree or disagree.

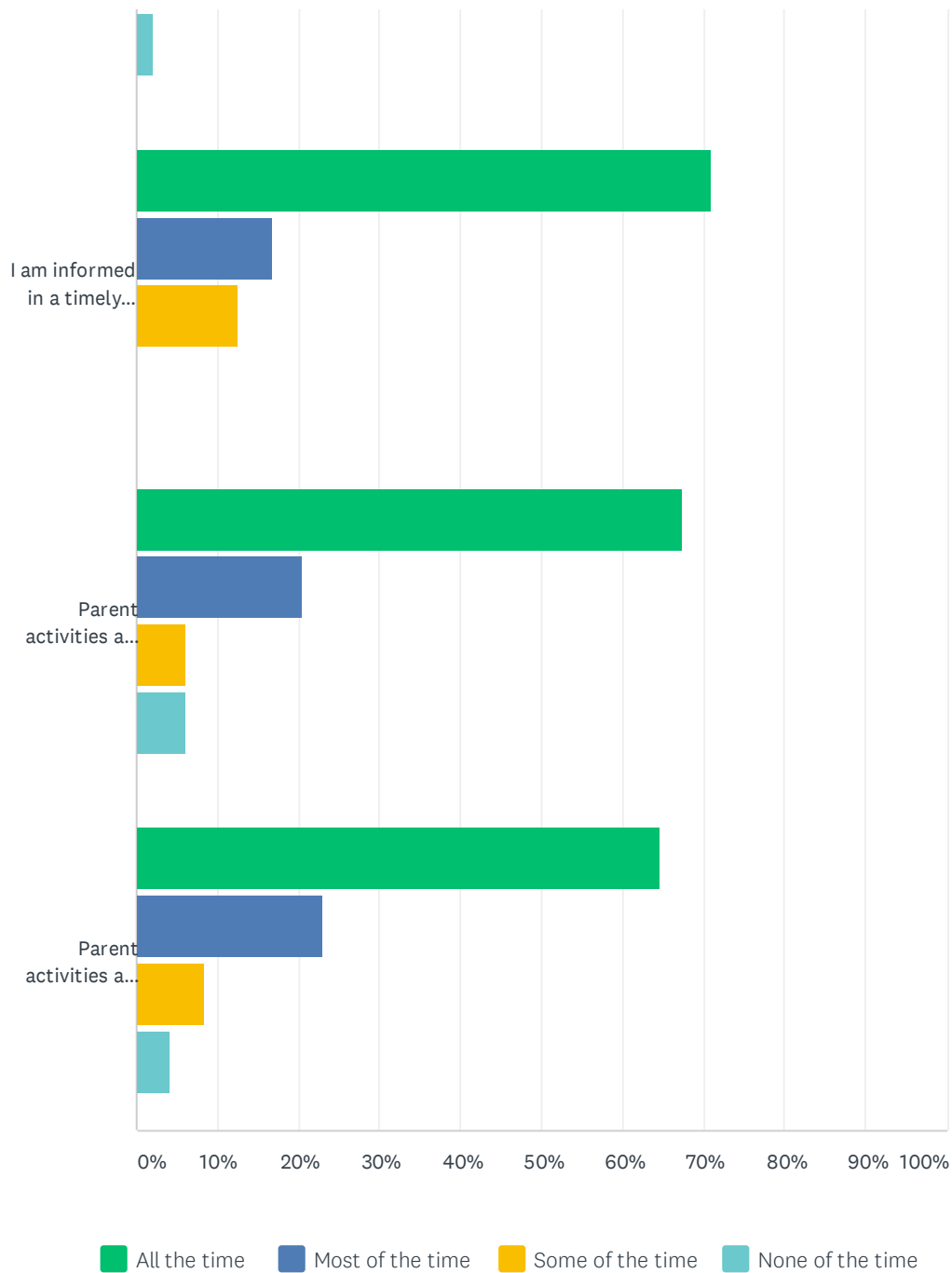
Answered: 49 Skipped: 0



Houston County Title I Parent Satisfaction Survey



Houston County Title I Parent Satisfaction Survey

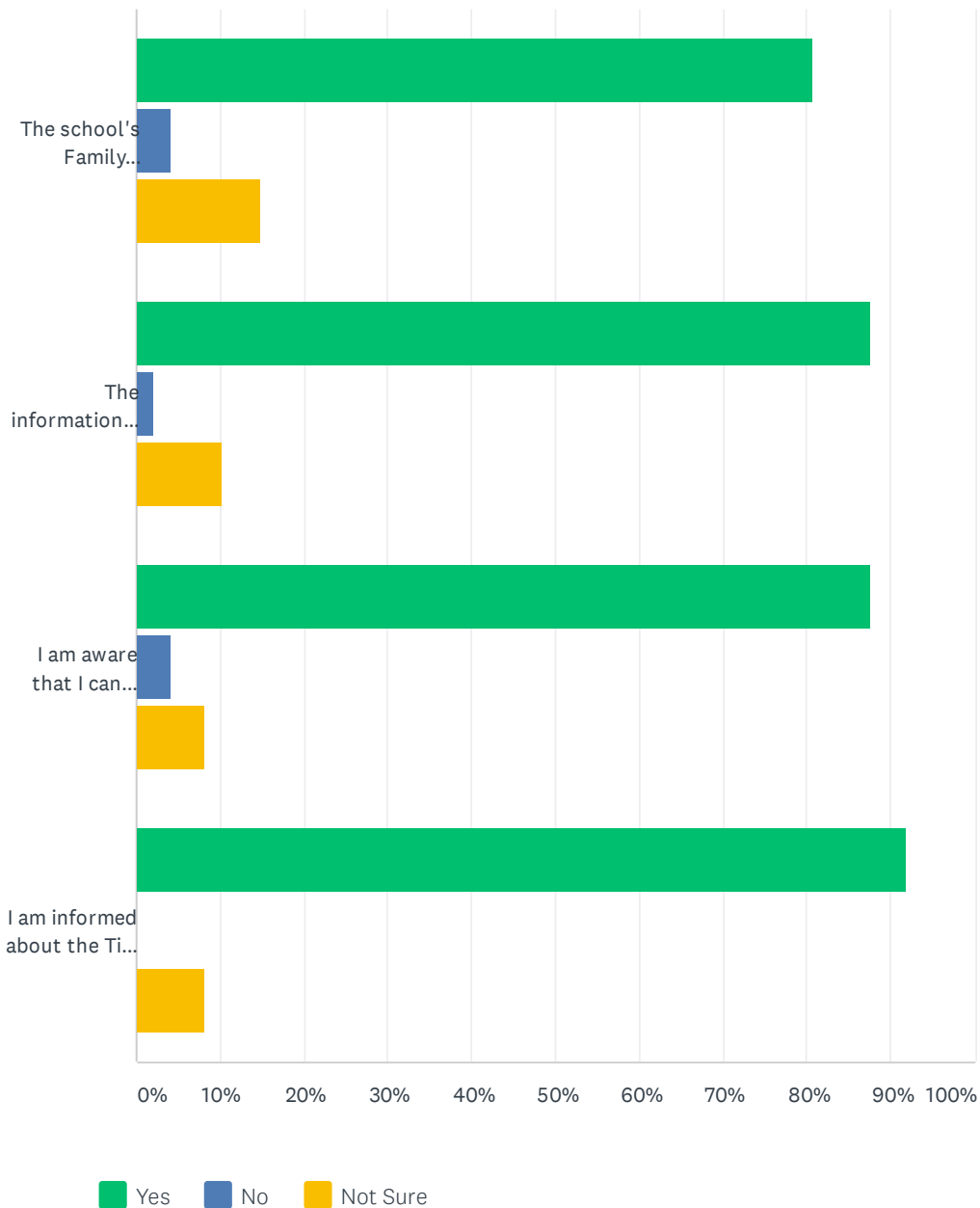


Houston County Title I Parent Satisfaction Survey

	ALL THE TIME	MOST OF THE TIME	SOME OF THE TIME	NONE OF THE TIME	TOTAL	WEIGHTED AVERAGE
My child's school has high expectations for student achievement.	75.51% 37	20.41% 10	4.08% 2	0.00% 0	49	1.29
I receive information about grade-level standards and the academic requirements for my child's grade level.	61.22% 30	22.45% 11	14.29% 7	2.04% 1	49	1.57
I am informed on a regular basis about my child's academic progress.	65.31% 32	24.49% 12	10.20% 5	0.00% 0	49	1.45
I am comfortable communicating with administrators at my child's school.	87.76% 43	4.08% 2	6.12% 3	2.04% 1	49	1.22
I am comfortable communicating with my child's teacher(s).	93.88% 46	2.04% 1	4.08% 2	0.00% 0	49	1.10
I am comfortable communicating with front office staff members at my child's school.	89.80% 44	4.08% 2	2.04% 1	4.08% 2	49	1.20
Administrators openly communicate with parents.	79.17% 38	12.50% 6	4.17% 2	4.17% 2	48	1.33
Teachers openly communicate with parents.	81.63% 40	12.24% 6	4.08% 2	2.04% 1	49	1.27
My child's school encourages parental engagement.	77.55% 38	8.16% 4	14.29% 7	0.00% 0	49	1.37
My child's school offers workshops or activities that educate/inform parents about curriculum and how to help improve students' success in school.	75.51% 37	12.24% 6	10.20% 5	2.04% 1	49	1.39
I am informed in a timely manner about parent activities and events.	70.83% 34	16.67% 8	12.50% 6	0.00% 0	48	1.42
Parent activities and workshops are offered at various times.	67.35% 33	20.41% 10	6.12% 3	6.12% 3	49	1.51
Parent activities and opportunities are useful and beneficial.	64.58% 31	22.92% 11	8.33% 4	4.17% 2	48	1.52

Q5 Please read the following and respond to each.

Answered: 49 Skipped: 0

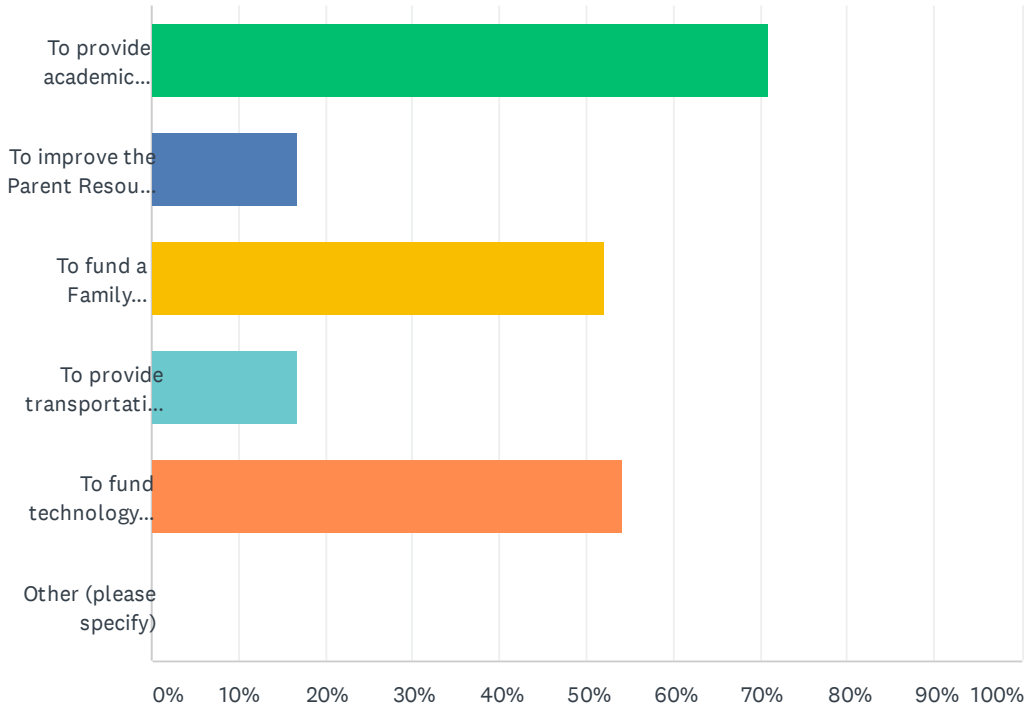


Houston County Title I Parent Satisfaction Survey

	YES	NO	NOT SURE	TOTAL	WEIGHTED AVERAGE
The school's Family Engagement Coordinator assists families, supports parent activities and is available for questions or concerns from parents.	80.85% 38	4.26% 2	14.89% 7	47	1.34
The information provided in the Title I Parent Engagement Plan and Compact is detailed and easy to understand.	87.76% 43	2.04% 1	10.20% 5	49	1.22
I am aware that I can participate in shared decision making opportunities through Parent Input Meetings, Parent Action Team Meetings, Parent-Teacher Conferences, and school/district surveys.	87.76% 43	4.08% 2	8.16% 4	49	1.20
I am informed about the Title I program at my child's school and have access to the Title I Handbook containing the Parent Engagement Plan and School-Parent Compact.	91.84% 45	0.00% 0	8.16% 4	49	1.16

Q6 How would you like to see parent engagement funds used? (check all that apply)

Answered: 48 Skipped: 1

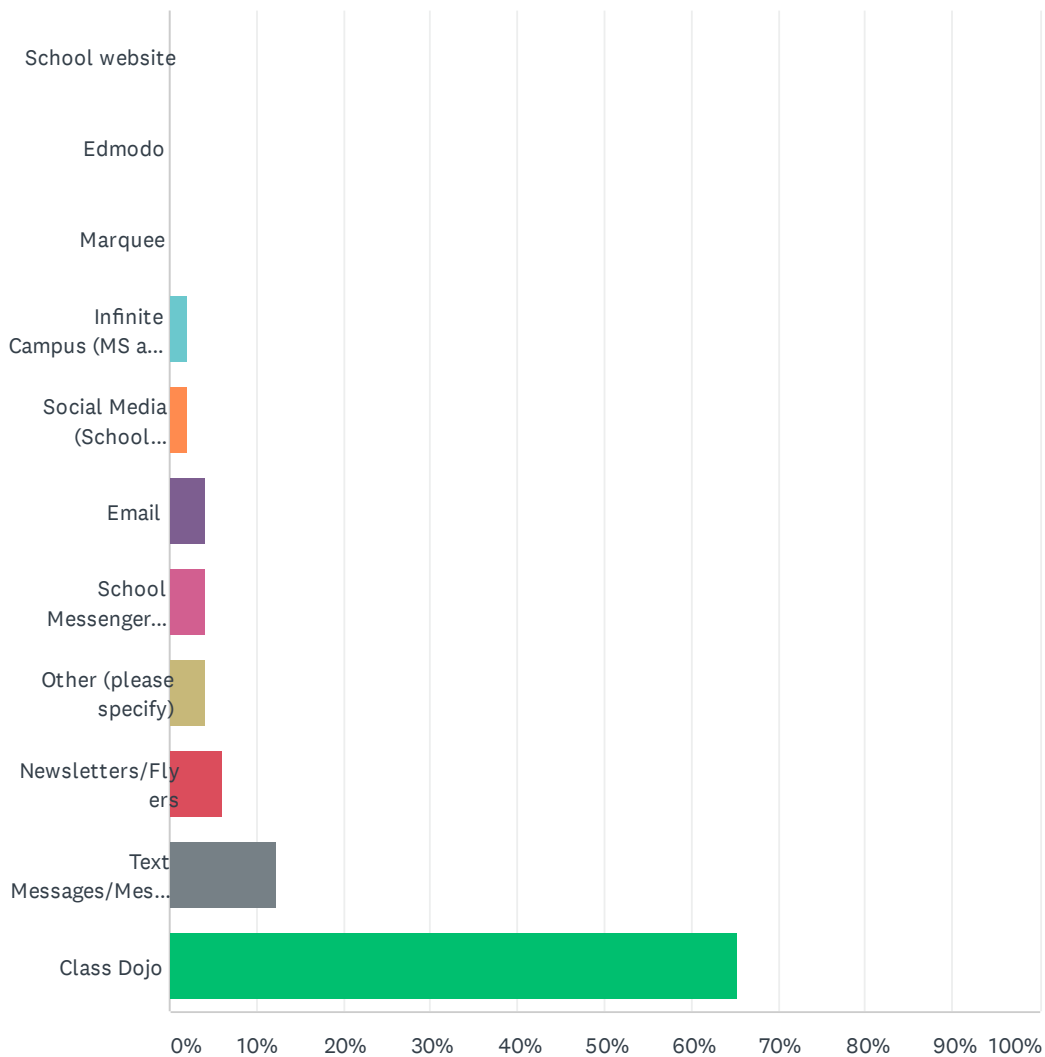


ANSWER CHOICES	RESPONSES	
To provide academic materials for parents to use with their student at home.	70.83%	34
To improve the Parent Resource Center at the school.	16.67%	8
To fund a Family Engagement Coordinator to plan and execute family engagement activities and events.	52.08%	25
To provide transportation assistance for parents to attend Title I events at school.	16.67%	8
To fund technology resources to support parental engagement.	54.17%	26
Other (please specify)	0.00%	0
Total Respondents: 48		

#	OTHER (PLEASE SPECIFY)	DATE
	There are no responses.	

Q7 What is the ONE way you prefer to receive information about school events?

Answered: 49 Skipped: 0



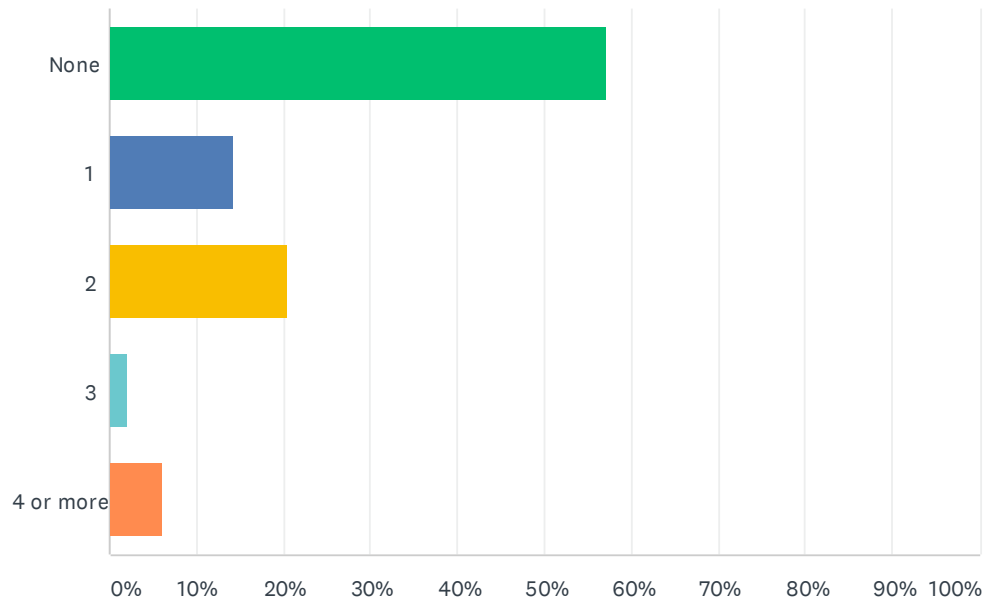
Houston County Title I Parent Satisfaction Survey

ANSWER CHOICES	RESPONSES	
School website	0.00%	0
Edmodo	0.00%	0
Marquee	0.00%	0
Infinite Campus (MS and HS only)	2.04%	1
Social Media (School Facebook, Instagram or Twitter pages)	2.04%	1
Email	4.08%	2
School Messenger (Call-out System)	4.08%	2
Other (please specify)	4.08%	2
Newsletters/Flyers	6.12%	3
Text Messages/Messaging Apps	12.24%	6
Class Dojo	65.31%	32
TOTAL		49

#	OTHER (PLEASE SPECIFY)	DATE
1	Paper from school	2/25/2021 11:15 AM
2	All the above	2/17/2021 1:33 PM

Q8 How many school-related parent events have you participated this year?

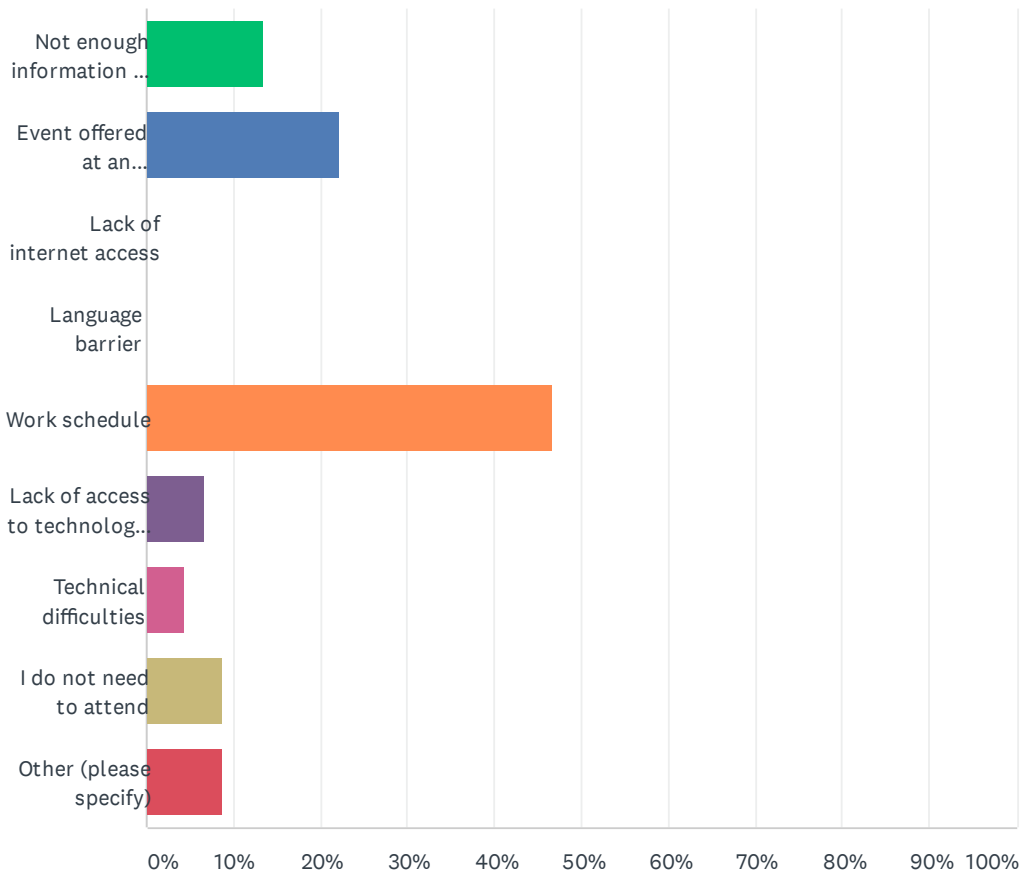
Answered: 49 Skipped: 0



ANSWER CHOICES	RESPONSES	
None	57.14%	28
1	14.29%	7
2	20.41%	10
3	2.04%	1
4 or more	6.12%	3
TOTAL		49

Q9 If you have been unable to participate in virtual events hosted by your child's school, what limits your participation?

Answered: 45 Skipped: 4



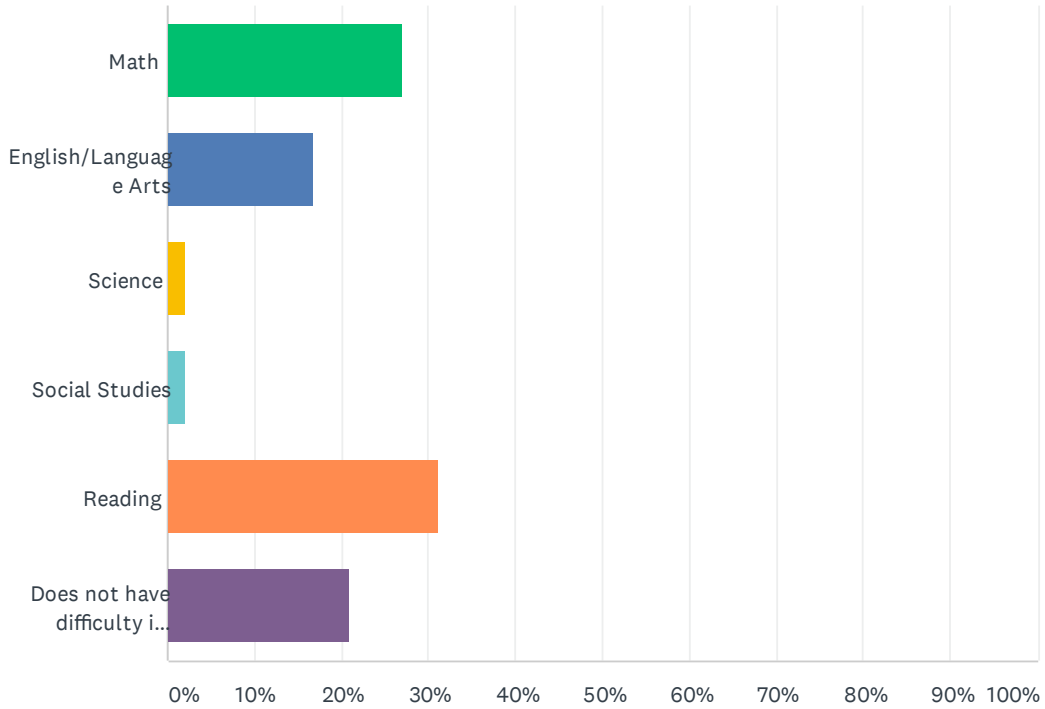
ANSWER CHOICES	RESPONSES	
Not enough information or notice is provided	13.33%	6
Event offered at an inconvenient time	22.22%	10
Lack of internet access	0.00%	0
Language barrier	0.00%	0
Work schedule	46.67%	21
Lack of access to technology (computer, tablet or cell phone)	6.67%	3
Technical difficulties	4.44%	2
I do not need to attend	8.89%	4
Other (please specify)	8.89%	4
Total Respondents: 45		

Houston County Title I Parent Satisfaction Survey

#	OTHER (PLEASE SPECIFY)	DATE
1	COVID	2/26/2021 11:32 AM
2	Medical pre/post appointments	2/18/2021 9:10 PM
3	Covid	2/18/2021 4:14 PM
4	Covid	2/17/2021 10:15 AM

Q10 Choose the subject area that you feel your student has the most difficulty mastering.

Answered: 48 Skipped: 1

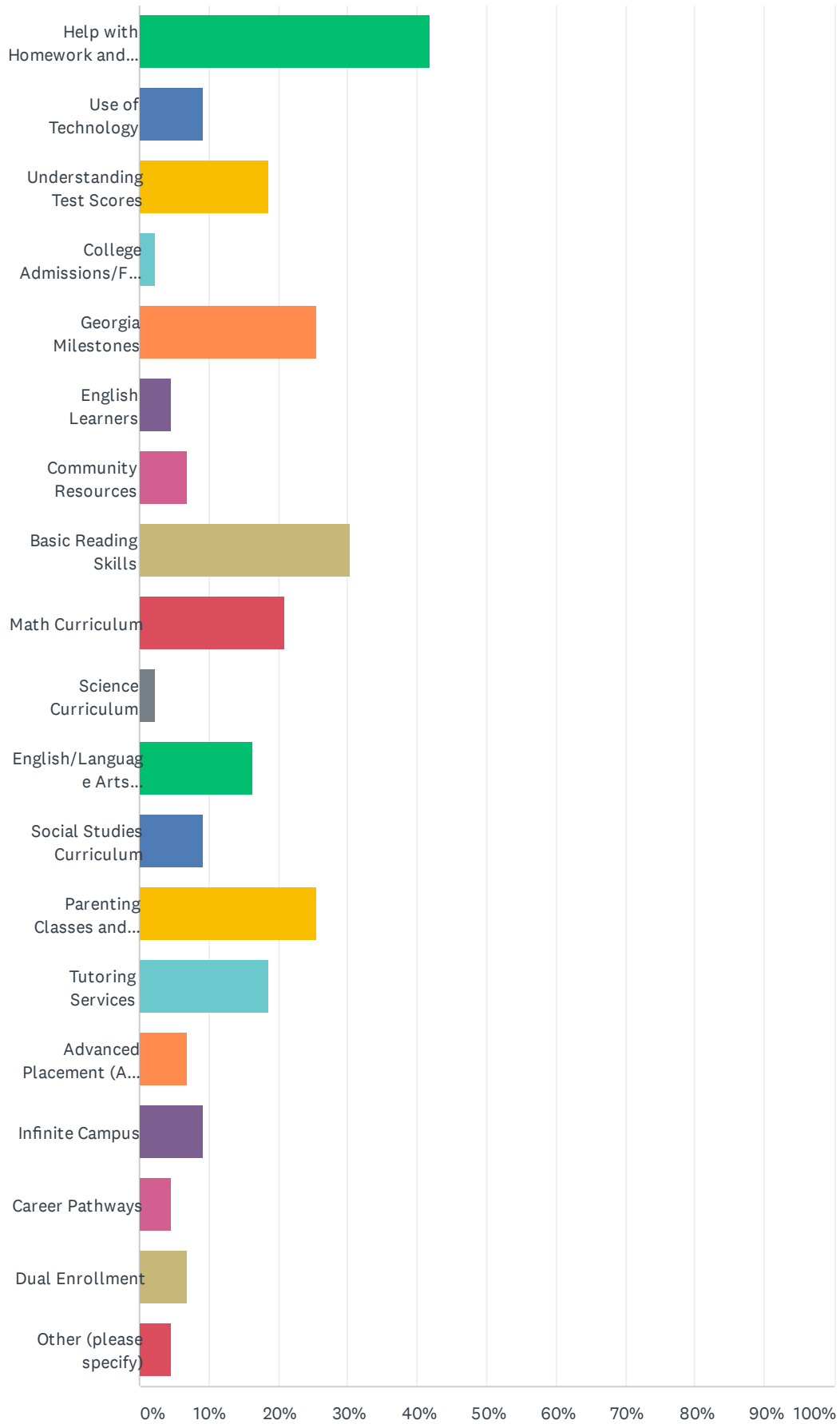


ANSWER CHOICES	RESPONSES	
Math	27.08%	13
English/Language Arts	16.67%	8
Science	2.08%	1
Social Studies	2.08%	1
Reading	31.25%	15
Does not have difficulty in any subject area	20.83%	10
TOTAL		48

Q11 To better help my student, I would benefit from receiving additional support in: (check all that apply).

Answered: 43 Skipped: 6

Houston County Title I Parent Satisfaction Survey



Houston County Title I Parent Satisfaction Survey

ANSWER CHOICES	RESPONSES	
Help with Homework and Study Skills	41.86%	18
Use of Technology	9.30%	4
Understanding Test Scores	18.60%	8
College Admissions/Financial Aid	2.33%	1
Georgia Milestones	25.58%	11
English Learners	4.65%	2
Community Resources	6.98%	3
Basic Reading Skills	30.23%	13
Math Curriculum	20.93%	9
Science Curriculum	2.33%	1
English/Language Arts Curriculum	16.28%	7
Social Studies Curriculum	9.30%	4
Parenting Classes and Resources (discipline, attendance, health and wellness, etc.)	25.58%	11
Tutoring Services	18.60%	8
Advanced Placement (AP) Courses	6.98%	3
Infinite Campus	9.30%	4
Career Pathways	4.65%	2
Dual Enrollment	6.98%	3
Other (please specify)	4.65%	2
Total Respondents: 43		

#	OTHER (PLEASE SPECIFY)	DATE
1	Understanding Houston County test scores as it compares to State of Georgia.	2/19/2021 5:55 PM
2	Continued small group and/ or 1 -1 assistance as needed by the teacher.	2/18/2021 9:10 PM

Q12 What topics do you think teachers and administrators need to discuss or learn more about to better support your family and help your student be successful in school?

Answered: 22 Skipped: 27

#	RESPONSES	DATE
1	Parkwood is exemplary!	2/26/2021 11:32 AM
2	No comment	2/26/2021 12:13 AM
3	How to assist a gifted child continue learning and not reach a plateau in their education. More support for gifted children's parents.	2/25/2021 6:16 PM
4	Providing feedback on student development. Discuss area for improvement. Individual Development plan	2/25/2021 2:15 PM
5	My kids have some awesome teachers	2/25/2021 12:41 PM
6	Math standards	2/25/2021 12:39 PM
7	I am satisfied the way it is	2/25/2021 12:06 PM
8	None	2/25/2021 11:14 AM
9	None	2/25/2021 11:12 AM
10	N/A	2/25/2021 11:11 AM
11	None. Have gone above and beyond for students.	2/25/2021 11:10 AM
12	none	2/24/2021 12:01 PM
13	I think they need to understand the parents and what they parents go through when teaching their students at home. The Common Core math is really throwing a lot of parents off, and they are not able to help them with math work.	2/24/2021 7:53 AM
14	Prior to virtual learning, my child was failing, exhibited behavioral problems and went to therapy. Now he is doing well in the virtual learning environment. My concern; how will he thrive in an unstructured environment again and how will teachers/administrators support him?	2/19/2021 5:55 PM
15	Keeping in touch with parents	2/19/2021 8:16 AM
16	I have observed no deficient areas with my child's teacher. She is an ace in the classroom and an asset to PWES.	2/18/2021 9:10 PM
17	Consistent communication and feedback	2/18/2021 1:04 PM
18	Signs of Dyslexia	2/18/2021 10:34 AM
19	Diversity and inclusion	2/17/2021 1:33 PM
20	Writing.	2/17/2021 11:55 AM
21	No	2/17/2021 10:16 AM
22	Nothing really. Have done a great job with the students and keeping parents well informed.	2/17/2021 10:12 AM