




STATE OF ALABAMA
DEPARTMENT OF EDUCATION



Eric G. Mackey, Ed.D.
State Superintendent of Education

Alabama
State Board
of Education

October 26, 2022

Governor Kay Ivey
President

Mr. James Chapman, Jr., Superintendent
Pickens County Board of Education
377 LaDow Center Circle
Carrollton, AL 35447

Jackie Zeigler
District I

Dear Mr. Chapman:

Tracie West
District II
President Pro Tem

RE: FY 2023 Original Budget

Enclosed is your approved FY 2023 Systemwide Original Budget.

Stephanie Bell
District III

Budgets should be monitored and amendments submitted as needed in accordance with amendment procedures. Please be reminded that budget amendments should be transmitted via the LEA Accounting File Upload System.

Yvette M. Richardson, Ed.D.
District IV

We appreciate the diligence and hard work required to develop this budget. We intend to continue to provide you and your staff with guidance and assistance as we work together to meet the reporting requirements as outlined in the foundation and accountability laws.

Tonya S. Chestnut, Ed.D.
District V

Copies should be provided to your staff members who have responsibility in managing the budget and programs. If you have any questions, please call your accountant at (334) 694-4617.

Cynthia McCarty, Ph.D.
District VI

Sincerely,

Belinda McRae
District VII

Wayne Reynolds, Ed.D.
District VIII
Vice President

Dr. Brandon T. Payne
Deputy State Superintendent
Administrative and Financial Services

Eric G. Mackey, Ed.D.
Secretary and
Executive Officer

BTP/BK/LJ

Enclosure
cc: Chief School Financial Officer

STATE OF ALABAMA
DEPARTMENT OF EDUCATION

Fiscal Year 2023
Original : 054
Amendment No.:



PICKENS COUNTY BOARD OF EDUCATION


ANNUAL BUDGET

FOR FISCAL YEAR OCTOBER 1, 2022 - SEPTEMBER 30, 2023

This budget was approved by action of the Pickens County Board of Education
on 04 Month 22 Day 22 Year
[Signature] Chairman's signature

I certify that the information in this budget is correct to my best knowledge and belief, that expenditures will be in accordance with state and federal laws and regulations and approved program applications and plans, and the length of the school term shall not be less than 180 full instructional days or the hourly equivalent thereof.

[Signature] Date 9/22/22 Superintendent



Subscribed and sworn to before me this the 22 day of September, 2022
[Signature] Notary Public

MY COMMISSION EXPIRES 12/19/22
Reason for Amendment: (Be specific)

Jennifer Shirley (205)-367-2083
Contact Person Phone Number

APPROVED
[Signature]
State Superintendent of Education

STATE OF ALABAMA
DEPARTMENT OF EDUCATION
LEA Budget System
Combined Budget for Revenues, Expenditures, and Changes in Fund Balances
Governmental and Expendable Trust Funds
Fiscal Year 2023, Fiscal Period 00

054 - Pickens County Schools

FIDUCIARY

GOVERNMENTAL


	General	Special Revenue	Debt Service	Capital Projects	Expendable Trust	Total
Revenues						
State Sources	\$18,060,108.72	\$0.00	\$235,011.00	\$701,780.00	\$0.00	\$18,996,899.72
Federal Sources	\$1,000.00	\$4,012,690.76	\$0.00	\$0.00	\$0.00	\$4,013,690.76
Local Sources	\$4,353,027.00	\$1,166,613.00	\$0.00	\$93,411.00	\$1,287,850.00	\$6,900,901.00
Other Sources	\$167,627.00	\$659,133.36	\$0.00	\$0.00	\$0.00	\$826,760.36
Total Revenues:	\$22,581,762.72	\$5,838,437.12	\$235,011.00	\$795,191.00	\$1,287,850.00	\$30,738,251.84
Expenditures						
Instructional Services	\$13,013,661.09	\$1,608,354.14	\$0.00	\$0.00	\$170,700.00	\$14,792,715.23
Instructional Support Services	\$3,696,036.85	\$1,078,715.83	\$0.00	\$0.00	\$140,274.00	\$4,915,026.68
Operation & Maintenance Services	\$1,469,117.00	\$256,639.00	\$0.00	\$647,191.00	\$92,800.00	\$2,465,747.00
Auxiliary Services	\$2,144,455.00	\$2,147,144.99	\$0.00	\$0.00	\$62,527.00	\$4,354,126.99
General Administrative Services	\$1,218,861.00	\$349,235.76	\$0.00	\$0.00	\$0.00	\$1,568,096.76
Capital Outlay	\$431,500.00	\$0.00	\$287,402.00	\$295,065.75	\$121,000.00	\$1,134,967.75
Debt Service	\$90,865.00	\$163,001.03	\$0.00	\$0.00	\$418,793.00	\$672,659.03
Other Expenditures	\$22,064,495.94	\$5,603,090.75	\$287,402.00	\$942,256.75	\$1,006,094.00	\$29,903,339.44
Total Expenditures:						
Other Fund Sources (Uses)						
Other Fund Sources:	\$173,052.98	\$665,639.36	\$0.00	\$0.00	\$15,000.00	\$853,692.34
Other Fund Uses:	\$643,133.36	\$31,289.00	\$0.00	\$0.00	\$23,463.00	\$697,885.36
Total Other Fund Sources (Uses):	(\$470,080.38)	\$634,350.36	\$0.00	\$0.00	(\$8,463.00)	\$155,806.98
Excess Revenues and Other Sources Over (Under) Expenditures and Other Fund Uses:	\$47,186.40	\$869,696.73	(\$52,391.00)	(\$147,065.75)	\$273,293.00	\$990,719.38
Beginning Fund Balance - October 1:	\$526,400.61	\$962,775.41	\$116,024.00	\$1,072,000.00	\$345,559.00	\$3,022,759.02
Ending Fund Balance - September 30:	\$573,587.01	\$1,832,472.14	\$63,633.00	\$924,934.25	\$618,852.00	\$4,013,478.40

COMBINED BUDGET OF REVENUES, EXPENDITURES, AND CHANGES IN FUND BALANCES
GOVERNMENTAL AND EXPENDABLE TRUST FUNDS

FISCAL YEAR ENDED SEPTEMBER 30, 2023

EXHIBIT B-1-A

FUND TYPES DESCRIPTION	GOVERNMENTAL				FIDUCIARY	TOTAL (Memo Only)
	GENERAL	SPECIAL REVENUE	DEBT SERVICE	CAPITAL PROJECTS	EXPENDABLE TRUST	
REVENUES						
STATE REVENUES	18,060,108.72	0.00	235,011.00	701,780.00	0.00	18,996,899.72
FEDERAL REVENUES	1,000.00	4,012,690.76	0.00	0.00	0.00	4,013,690.76
LOCAL REVENUES	4,353,027.00	1,166,613.00	0.00	93,411.00	1,287,850.00	6,900,901.00
OTHER REVENUES	167,627.00	659,133.36	0.00	0.00	0.00	826,760.36
TOTAL REVENUES	22,581,762.72	5,838,437.12	235,011.00	795,191.00	1,287,850.00	30,738,251.84
EXPENDITURES:						
INSTRUCTIONAL SERVICES	13,013,661.09	1,608,354.14	0.00	0.00	170,700.00	14,792,715.23
INSTRUCTIONAL SUPPORT SERVICES	3,696,036.85	1,078,715.83	0.00	0.00	140,274.00	4,915,026.68
OPERATIONS & MAINTENANCE	1,469,117.00	256,639.00	0.00	647,191.00	92,800.00	2,465,747.00
AUXILIARY SERVICES	2,144,455.00	2,147,144.99	0.00	0.00	62,527.00	4,354,126.99
GENERAL ADMINISTRATIVE SERVICES	1,218,861.00	349,235.76	0.00	0.00	0.00	1,568,096.76
CAPITAL OUTLAY	0.00	0.00	0.00	0.00	0.00	0.00
DEBT SERVICES	431,500.00	0.00	287,402.00	295,065.75	121,000.00	1,134,967.75
OTHER EXPENDITURES	90,865.00	163,001.03	0.00	0.00	418,793.00	672,659.03
TOTAL EXPENDITURES	22,064,495.94	5,603,090.75	287,402.00	942,256.75	1,006,094.00	29,903,339.44
OTHER FUND SOURCES (USES):						
OTHER FUND SOURCES	173,052.98	665,639.36	0.00	0.00	15,000.00	853,692.34
OTHER FUND USES	(643,133.36)	31,289.00	0.00	0.00	23,463.00	697,885.36
TOTAL OTHER FUND SOURCES (USES)	(470,080.38)	634,350.36	0.00	0.00	(8,463.00)	155,806.98
EXCESS REVENUES & OTHER SOURCES (OVER (UNDER) EXPENDITURES & OTHER FUND USES)	47,186.40	869,696.73	(52,391.00)	(147,065.75)	273,293.00	990,719.38
BEGINNING FUND BALANCE - OCT 1	526,400.61	962,775.41	116,024.00	1,072,000.00	345,559.00	3,022,759.02
ENDING FUND BALANCE - SEP 30	573,587.01	1,832,472.14	63,633.00	924,934.25	618,852.00	4,013,478.40



COMBINED BUDGET OF REVENUES, EXPENSES, AND CHANGES IN RETAINED EARNINGS/FUND BALANCES
 ALL PROPRIETARY FUND TYPES AND NON EXPENDABLE TRUST FUNDS
 FOR THE FISCAL YEAR ENDED SEPTEMBER 30, 2023

FUND TYPE DESCRIPTION	PROPRIETARY			FIDUCIARY	EXHIBIT B-II-A TOTAL (Memo Only)
	ENTERPRISE	INTERNAL SERVICE	NON EXPEND TRUST		
OPERATING REVENUES: LOCAL REVENUES (SPECIFY):					
TOTAL OPERATING REVENUES	0.00	0.00	0.00	0.00	0.00
OPERATING EXPENSES:					
PERSONAL SERVICES	0.00	0.00	0.00	0.00	0.00
EMPLOYEE BENEFITS	0.00	0.00	0.00	0.00	0.00
PURCHASED SERVICES	0.00	0.00	0.00	0.00	0.00
MATERIALS & SUPPLIES	0.00	0.00	0.00	0.00	0.00
CAPITAL OUTLAY	0.00	0.00	0.00	0.00	0.00
OTHER OBJECTS	0.00	0.00	0.00	0.00	0.00
TOTAL OPERATING EXPENSES	0.00	0.00	0.00	0.00	0.00
OPERATING INCOME (LOSS)	0.00	0.00	0.00	0.00	0.00
NON-OPERATING REVENUES:					
STATE REVENUES (ATTACH SCHEDULE)	0.00	0.00	0.00	0.00	0.00
FEDERAL REVENUES (ATTACH SCHEDULE)	0.00	0.00	0.00	0.00	0.00
OTHER REVENUES (ATTACH SCHEDULE)	0.00	0.00	0.00	0.00	0.00
TOTAL NON-OPERATING REVENUES	0.00	0.00	0.00	0.00	0.00
INCOME(LOSS) BEFORE OPERATING TRANSFER	0.00	0.00	0.00	0.00	0.00
OPERATING TRANSFERS IN	0.00	0.00	0.00	0.00	0.00
OPERATING TRANSFERS OUT	0.00	0.00	0.00	0.00	0.00
NET INCOME	0.00	0.00	0.00	0.00	0.00
RETAINED EARNINGS/FUND BALANCE - OCT 1	0.00	0.00	0.00	0.00	0.00
RETAINED EARNINGS/FUND BALANCE - SEP 30	0.00	0.00	0.00	0.00	0.00