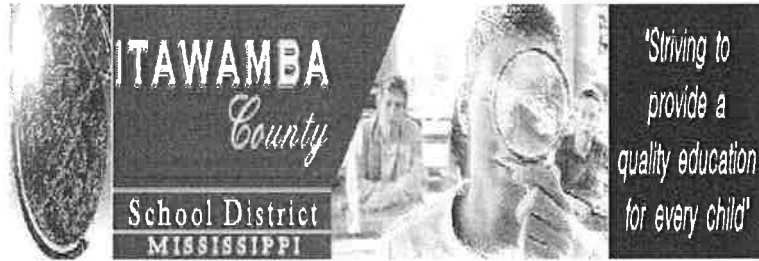


Itawamba County School District

Dropout Prevention Plan
2023-2024



Trae Wiygul
Superintendent

Itawamba County School District Cover Page

School District: Itawamba County

Superintendent: Trae Wiygul

School Board:

Blackmon, Philip

School Board District 3

Brown, Clara

School Board District 4

Cromeans, Wonda

School Board District 1

McNeece, Teresa

School board District 5

Pitts, Wes

School Board District 2

Table of Contents

Contents

Itawamba County School District.....	1
Itawamba County School District Cover Page.....	2
Statement of Assurance.....	4
District Team Members.....	5
District Data 2021/2022.....	6
Graduation Rates.....	8
District Dropout Prevention/Graduation Completion Plan.....	9

Statement of Assurance

On behalf of the Itawamba County School District, I hereby submit the district's annual Dropout Prevention and Restructuring Plans for each high school in the Itawamba County School District with a graduation rate below 85%. As required in policy and state law, the plan includes strategies for:

- Reducing the retention rates in grades kindergarten, first, and second.
- Targeting subgroups that need additional assistance to meet graduation requirements; twenty-one (21), who dropped out of school; and
- Addressing how students will transition to the home school district from the juvenile detention centers.

I hereby certify that our District School Board has reviewed and approved this plan from submission to the Mississippi Department of Education.

Dropout Prevention Team Leader:

Name: Brandy C. Cook Title: Dropout Interventionist

Mailing Address: 605 South Cummings Street Fulton, MS 38843

Telephone: 662-862-2159

Email address: bccook@itawambacountyschools.com

District Superintendent: Trae Wiygul: _____ *Trae Wiygul* _____

School Board President: Wonda Cromeans: _____ *Wonda Cromeans* _____

District Team Members

Team Member	Position
Trae Wiygul	Superintendent
Chris Johnson	Assistant Superintendent
Brandy C. Cook	Dropout Interventionist
Karen Gray	Itawamba Agricultural High School
Millie Wood	Mantachie High School
Benjie Ewing	Tremont Attendance Center
Carson Cook Ashley Greer	Itawamba Attendance Center
Keitha O'Brian	Fairview Attendance Center
Carrie Grubbs	Itawamba Career and Technical Center
Martin Davis	Itawamba County Improvement Center
Summer Allen	Mantachie Attendance Center

District Data 2021/2022

District Report Card 2021 - 2022

For more detailed information, please visit <https://msrc.mdek12.org>.



Itawamba County School District

Fulton, MS



605 South S. Cummings St.
Fulton, MS 38843



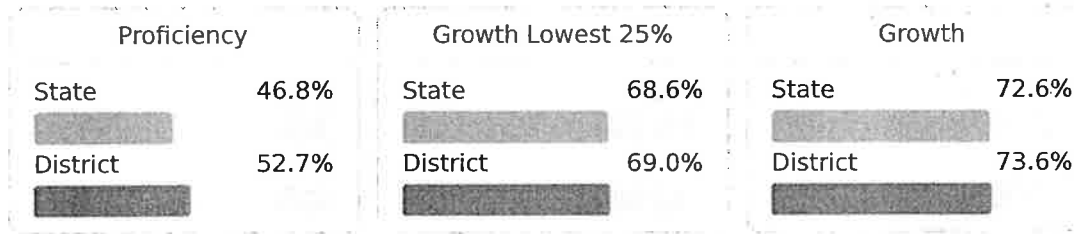
Trae Wiygul
twiygul@itawambacountyschools.com

School Accountability Grade Components

Mississippi's accountability system assigns "A" through "F" letter grades for schools and districts. Grades are based on student achievement, student growth, student participation in testing, and other academic measures. COVID-19 pandemic disruptions continue to be reflected in 2021 - 2022 accountability data, particularly growth data.


Math

Measurements of student performance on the statewide math assessment.



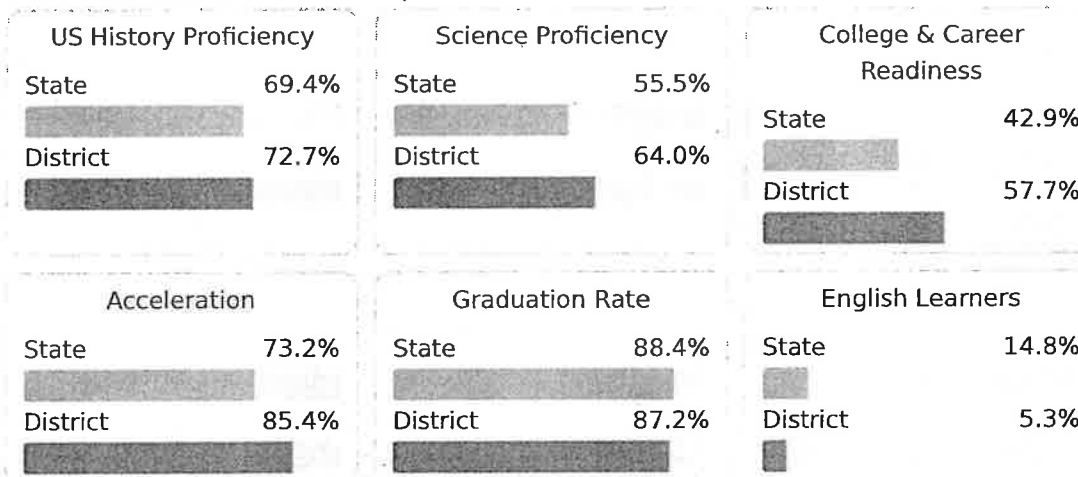
English

Measurements of student performance on the statewide English language arts (ELA) assessment.



Other Measures

Other measurements of student performance that factor into the accountability grade.



Teacher Data

255.8

Teachers



81.1%

Experienced Teachers

3.3%

Provisional Teachers

99.7%

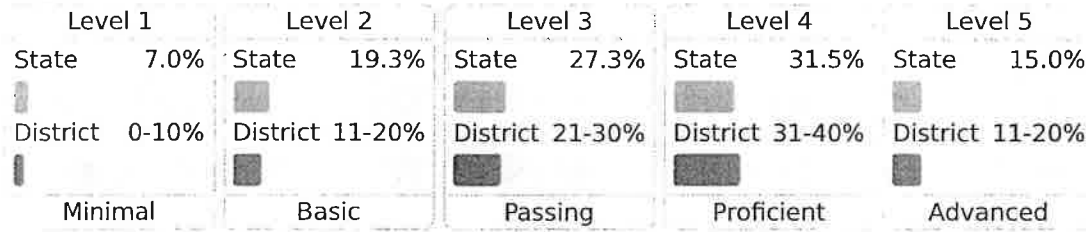
In-Field Teachers

Detailed Assessment and Other Data


Student Performance

The following information shows each level of student performance on statewide assessments.


Math



English



Science



Student Assessment Participation



Discipline



* Source: 2017-2018 Civil Rights Data Collection

Other Data



20.6 %

Chronic Absenteeism



\$9,414.03

Per-Pupil Expenditure



62.6 %

Post-Secondary Enrollment



50.4%

Advanced Course Participation

Graduation Rates

GROUP	DISTRICT	2018-2019 GOAL	2021-2022 GOAL	2024-2025 GOAL	STATE
All	87.2%	84.8%	87.4%	90.0%	88.4%
Female	90.8%				92.0%
Male	83.5%				84.8%
Black or African American	85.7%	82.1%	85.4%	88.6%	87.3%
White	87.6%	87.7%	89.6%	91.5%	89.7%
Economically Disadvantaged	87.7%	82.0%	85.3%	88.5%	90.0%
Non Migrant	87.2%				88.4%
Non Homeless	87.5%				88.7%
Students with Disabilities	50.0%	46.5%	58.2%	70.0%	59.9%
Students without Disabilities	93.1%				92.0%
Non English Learners	87.1%				

District Dropout Prevention/Graduation Completion Plan

Dropout Prevention Goal #1: Reduce the retention rates in grades kindergarten, first, and second.

Desired Impact	Action Steps	Resources	Who is Responsible?	Timeline	Evidence of Implementation
K-2 retention rate will decrease.	<p>Continue Pre-K Early Start Program</p> <p>Continue MTSS process with fidelity</p> <p>Collaborate with local Headstart programs</p> <p>Provide early literacy in language and phonetic awareness</p> <p>Provide multisensory methods and technology for learning</p>	<p>Title 1 funding</p> <p>District funding</p>	<p>Teachers</p> <p>PBIS Team</p> <p>Counselors</p> <p>Interventionists</p> <p>Instructional Technology</p> <p>Administrators</p>	Present-May 2024	<p>Retention reports</p> <p>Documentation of MTSS Process</p>

Dropout Prevention Goal #2: Target subgroups that need additional assistance to meet graduation requirements.

Desired Impact	Action Steps	Resources	Who is Responsible?	Timeline	Evidence of Implementation
<p>ICSD will maintain an above 85% graduation rate.</p>	<p>Identify students in need of academic and behavioral interventions.</p> <p>Implement and apply needed interventions with fidelity.</p> <p>Assign identified students to Credit Recovery Program as needed.</p> <p>Monitor truancy of students and maintain contact with parents and truancy officer.</p> <p>Offer a grade 8.5 to students.</p>	<p>Effective implementation of MTSS program.</p> <p>Truancy Officers</p> <p>Parent Notification Systems</p> <p>Interventionists</p>	<p>Teachers</p> <p>MTSS team</p> <p>Counselors</p> <p>Interventionists</p> <p>Administrators</p>	<p>Present-May 2024</p>	<p>Graduation rate</p> <p>MTSS documentation</p> <p>School status and Active Parent interactions</p> <p>Truancy referrals</p>

Dropout Prevention Goal #3: Develop dropout recovery initiatives that focus on students age seventeen (17) through twenty-one (21), who dropped out of school.

Desired Impact	Action Steps	Resources	Who is Responsible?	Timeline	Evidence of Implementation
<p>ICSD will maintain a low dropout rate.</p>	<p>Provide quality classroom instruction at each instructional tier.</p> <p>Provide credit recovery classes for students who have failed.</p> <p>A grade 8.5 will be offered.</p> <p>High School Equivalency courses will be offered.</p> <p>Maintain communication with the Attendance Officer for the District to contact truant students.</p>	<p>Credit recovery program</p> <p>Truancy Officers</p> <p>Data dashboard</p>	<p>Teachers</p> <p>Counselors</p> <p>Truancy Officers</p>	<p>Present-May 2024</p>	<p>Dropout rate</p> <p>Credit Recovery completion reports</p>

Dropout Prevention Goal #4: Address how students will transition to the home school district from juvenile detention centers.

Desired Impact	Action Steps	Resources	Who is Responsible?	Timeline	Evidence of Implementation
<p>ICSD will follow state policy for transitioning students from the juvenile detention center back to their home schools while ensuring adequate support for those students and the home schools.</p>	<p>A transition meeting occurs with the student and parent upon the student's return from the detention center and the Principal designee will review the student's attendance, behavior, course performance, and IIP. Students may be recommended to spend time in the behavior classroom at ICIC to ensure a smoother transition for the student.</p>	<p>Teachers Administrators Behavior classroom</p>	<p>Counselors Administrators Mental Health representative</p>	<p>Present-May 2023</p>	<p>ICIC school referrals Transition meeting notes</p>