



Select Language ▼

B

Vardaman Elementary School

Calhoun County School District

114 W.B. Gregg Dr.
Vardaman, MS 38878

Current contact:
Heather McGreger
hmcgreger@calhounk12.com

Report Card Summary

Data Map

[Home](#) > [Back to District](#)

Select a school year:

2022-2023



Accountability Data

The Mississippi Statewide Accountability System is a single “A” through “F” school and district accountability system. Click any chart to get detailed information on the measure.

Math

Measurements of student performance on the statewide math assessment.

Math Proficiency**56.0%**

Percent of students scoring Proficient or Advanced (Levels 4 or 5) on the statewide MAAP math or Algebra I assessment.

Math Growth Lowest 25%**68.1%**

Points earned for growth of students in the lowest 25% of performance on the statewide math assessment.

Math Growth**78.2%**

Points awarded to students making adequate progress in performance on the statewide math assessment from one year to the next.

English

Measurements of student performance on the statewide English language arts (ELA) assessment.

English Proficiency**40.3%**

Percent of students scoring Proficient or Advanced (Levels 4 or 5) on the statewide MAAP ELA or English II assessment.

English Growth**51.5%**

Points awarded to students making adequate progress in performance on the statewide English assessment from one year to the next.

English Growth Lowest 25%
39.0%
Points earned for growth for students in the lowest 25% of performance on the statewide English assessment.

Other

Other measurements of student performance that factor into the accountability grade.

Science Proficiency
66.1%
Percent of students scoring Proficient or Advanced (Levels 4 or 5) on the statewide Science or Biology I assessment.

English Learners
6.7%
Percent of English Learners attaining English Language Proficiency.


Student Assessment Results

The following sections show detailed information on student performance and participation on statewide assessments. Click any icon to get detailed information on the measure.

Student Performance


Student performance shows detailed information about each level of performance on statewide assessments by student subgroups.

Math Performance




How students performed on the end-of-year MAAP mathematics assessment (grades 3-8) or the end-of-course MAAP Algebra I...

English Performance



How students performed on the end-of-year MAAP ELA assessment (grades 3-8) or the end-of-course MAAP English II assessment...

Science Performance



How students performed on the end-of-year Science assessment (grades 5 and 8) or the end-of-course Biology I assessment (high...

Student Participation

The percent of all students enrolled in a Mississippi public school who participated in the yearly statewide assessments.

Math Participation

99.5%

English Participation

99.5%

Percent of all students completing the annual statewide math or Algebra I assessment.

Percent of all students completing the annual statewide ELA or English II assessment.

Science Participation

100.0%

Percent of students completing the annual statewide science or Biology I assessment.

Alternate Participation

The percent of students in Mississippi public schools who participated in the yearly statewide alternate assessment for students with significant cognitive disabilities.

Math Alternate Participation

<1%

Percent of all students completing the annual statewide math or Algebra I alternate assessment.

English Alternate Participation

<1%

Percent of all students completing the annual statewide ELA or English II alternate assessment.

Teacher Data

The following sections includes information on the professional qualifications of teachers in the State. Click any chart to get detailed

information on the measure.

Number of Teachers

30.9

This is the total number of teacher FTEs.

Experienced Teachers

81.8%

Percentage of teachers with four or more years of teaching experience

Provisional Teachers

0.0%

Percent of teachers that hold an emergency or provisional license, a valid license to teach in Mississippi.

In-Field Teachers

100.0%

The percentage of teachers with a valid certificate and teaching a course for which they are properly endorsed.

Other Measures

This section contains information on absenteeism, discipline, advanced coursework, and college/university enrollment. Click any chart to get detailed information on the measure.

Discipline

Chronically Absent Students



Rates of suspensions, expulsions, and incidents of violence.

5.2%

Students absent 10% or more of the time enrolled.

NAEP



The National Assessment of Educational Progress (NAEP) is a nationwide assessment of students in grades 4 and 8 that measures...

Preschool Enrollment

7.7%

Percent of all students in a school/district who are enrolled in the school/district preschool program.



Mississippi Department of Education

PO Box 771
Jackson, MS 39205
(601) 359-3513

LINKS

[Web Accessibility Statement](#)

[Agency Web Disclaimer](#)

[About Mississippi Succeeds](#)

[Blog](#)

WEBSITE FEEDBACK

Name (required)

Email (required)

Message (required)

Enter message



I'm not a robot

reCAPTCHA
[Privacy](#) - [Terms](#)

Submit Feedback →



Last updated 09/28/2023