

Day 3



Name \_\_\_\_\_

# Reading Comprehension

## Nice and Neat

If you walk into Suzy's room, you wouldn't find a thing out of place. Suzy loves to clean. She always makes sure that her room is nice and neat. At school, her desk is always the cleanest one in her class! She has a spot for each one of her books. When Suzy needs something, she always knows where to find it.



1. Who is the main character?

\_\_\_\_\_  
-----  
\_\_\_\_\_

2. What character trait would best describe the main character.

\_\_\_\_\_  
-----  
\_\_\_\_\_

3. Write one detail from the story about the main character.

\_\_\_\_\_  
-----  
\_\_\_\_\_




Name: \_\_\_\_\_

Score: \_\_\_\_\_

# Addition & Subtraction

## PRACTICE



$20 - 19 = \underline{\quad}$

$11 - 9 = \underline{\quad}$

$15 - 5 = \underline{\quad}$

$5 + 8 = \underline{\quad}$

$19 - 3 = \underline{\quad}$

$12 - 0 = \underline{\quad}$

$19 - 2 = \underline{\quad}$

$12 - 10 = \underline{\quad}$

$12 + 4 = \underline{\quad}$

$9 + 8 = \underline{\quad}$

$9 - 5 = \underline{\quad}$

$13 + 2 = \underline{\quad}$

$12 - 4 = \underline{\quad}$

$17 - 10 = \underline{\quad}$

$6 + 5 = \underline{\quad}$

$19 - 14 = \underline{\quad}$

$19 - 13 = \underline{\quad}$

$8 - 3 = \underline{\quad}$

$16 - 1 = \underline{\quad}$

$20 - 4 = \underline{\quad}$

$11 - 2 = \underline{\quad}$

$14 - 4 = \underline{\quad}$


$16 - 13 = \underline{\quad}$

$9 + 6 = \underline{\quad}$



# SOCIAL STUDIES

## My Favorite Place in my Community



My favorite place in my \_\_\_\_\_

community is the \_\_\_\_\_

\_\_\_\_\_

\_\_\_\_\_

\_\_\_\_\_




# PLAY WITH YOUR FOOD

What can you make out of your favorite foods? Arrange the food on your plate by drawing inside the circle. (If you use blank paper, trace a small plate or large lid to make a circle.) Here are some things that you might be able to make with your food:


- a face
- an animal
- a landscape
- a cityscape
- outer space
- underwater
- spell a word



BE SURE TO ASK FOR PERMISSION BEFORE YOU PLAY WITH YOUR REAL FOOD!



Use markers to outline your drawing. You can use more than one color. Color anything that you want extra bright with a marker.




Color each object with crayons.

Write about what you made with your food. Tell what food you used and what you made from it.



© Expressive Monkey 2020 - Present



\_\_\_\_\_ BY \_\_\_\_\_

\_\_\_\_\_  
\_\_\_\_\_  
\_\_\_\_\_

Name: \_\_\_\_\_

Week of: \_\_\_\_\_

## PE Activity Journal

**ACTIVITY**

**DURATION**

**ACTIVITY**

**DURATION**

**ACTIVITY**

**DURATION**

**ACTIVITY**

**DURATION**

**ACTIVITY**

**DURATION**