

Edna M Scott Elementary School

Leland School District

404 E THIRD STREET
Leland, MS 38756

Jessica Thomas
jessicathomas@lelandk12.org

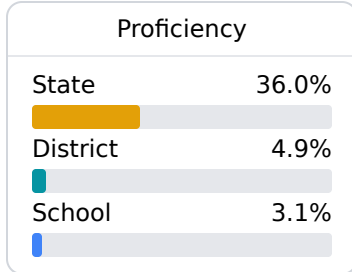
School Accountability Grade Components

Mississippi's accountability system assigns "A" through "F" letter grades for schools and districts. Grades are based on student achievement, student growth, student participation in testing, and other academic measures.

The COVID-19 pandemic disrupted many facets of education, including instruction, assessment, and student attendance during the 2020-2021 school year. These disruptions may have influenced a student's opportunity to learn, motivation and/or assessment administration conditions. Results presented should not be considered comparable to prior years. There are no new A-F letter grades for districts and schools because assessments were not administered in 2019-2020 and growth could not be calculated.

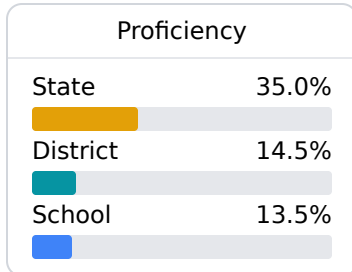
Math

Measurements of student performance on the statewide math assessment.



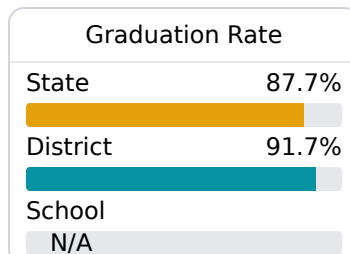
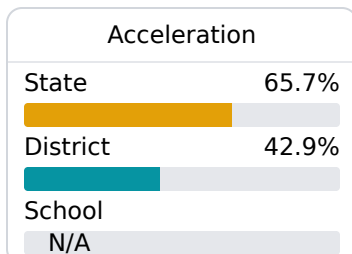
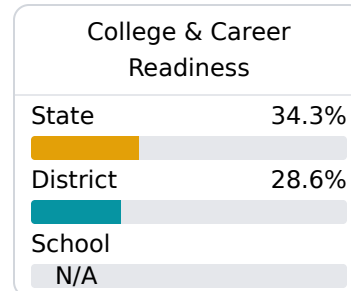
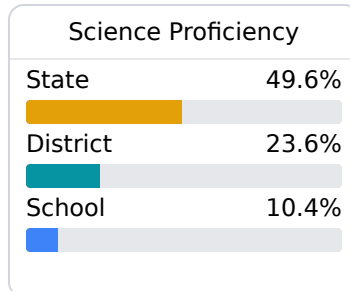
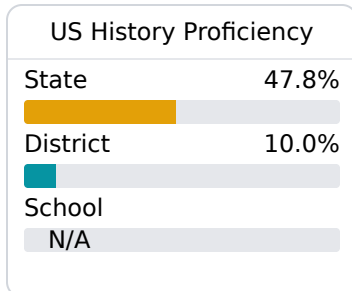
English

Measurements of student performance on the statewide English language arts (ELA) assessment.



Other Measures

Other measurements of student performance that factor into the accountability grade.



Teacher Data

18.1

Teachers



67.6%

Experienced Teachers

15.8%

Provisional Teachers

97.2%

In-Field Teachers

Detailed Assessment and Other Data

Student Performance

The following information shows each level of student performance on statewide assessments.

Math

Level 1	Level 2	Level 3	Level 4	Level 5
State 11.6%	State 24.2%	State 29.5%	State 24.8%	State 9.9%
District 31-40%	District 41-50%	District 11-20%	District 0-10%	District 0-10%
School 51-60%	School 31-40%	School 0-10%	School 0-10%	School N/A
Minimal	Basic	Passing	Proficient	Advanced

English

Level 1	Level 2	Level 3	Level 4	Level 5
State 10.8%	State 23.1%	State 31.8%	State 24.6%	State 9.7%
District 11-20%	District 31-40%	District 31-40%	District 11-20%	District 0-10%
School 21-30%	School 31-40%	School 11-20%	School 11-20%	School 0-10%
Minimal	Basic	Passing	Proficient	Advanced

Science

Level 1	Level 2	Level 3	Level 4	Level 5
State 13.8%	State 14.5%	State 23.4%	State 32.7%	State 15.7%
District 21-30%	District 11-20%	District 21-30%	District 21-30%	District 0-10%
School 46.0%	School 20.0%	School 24.0%	School 10.0%	School N/A
Minimal	Basic	Passing	Proficient	Advanced

Student Assessment Participation



Discipline

* Source: 2015-2016 Civil Rights Data Collection

Other Data



12.2%

Chronic Absenteeism



\$9,262.95

Per-Pupil Expenditure