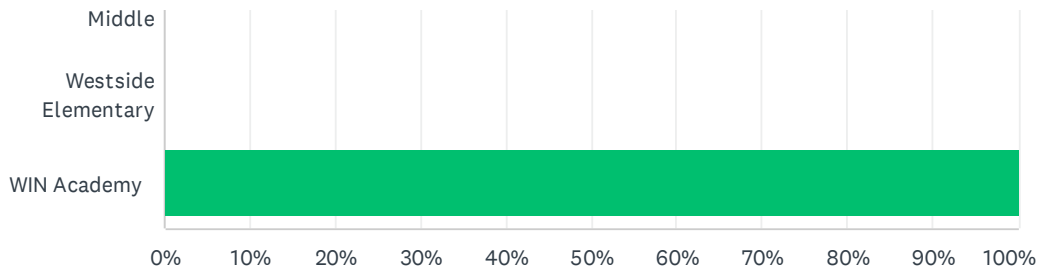


# Q1 My child attends

Answered: 3 Skipped: 0

CB Watson Primary										
Centerville Elementary										
Eagle Springs Elementary										
Huntington Middle										
Lindsey Elementary										
Miller Elementary										
Morningside Elementary										
Northside Elementary										
Northside High										
Northside Middle										
Parkwood Elementary										
Pearl Stephens Elementary										
Perry Middle										
Russell Elementary										
Shirley Hills Elementary										
Thomson Middle										
Tucker Elementary										
Warner Robins High										
Warner Robins										

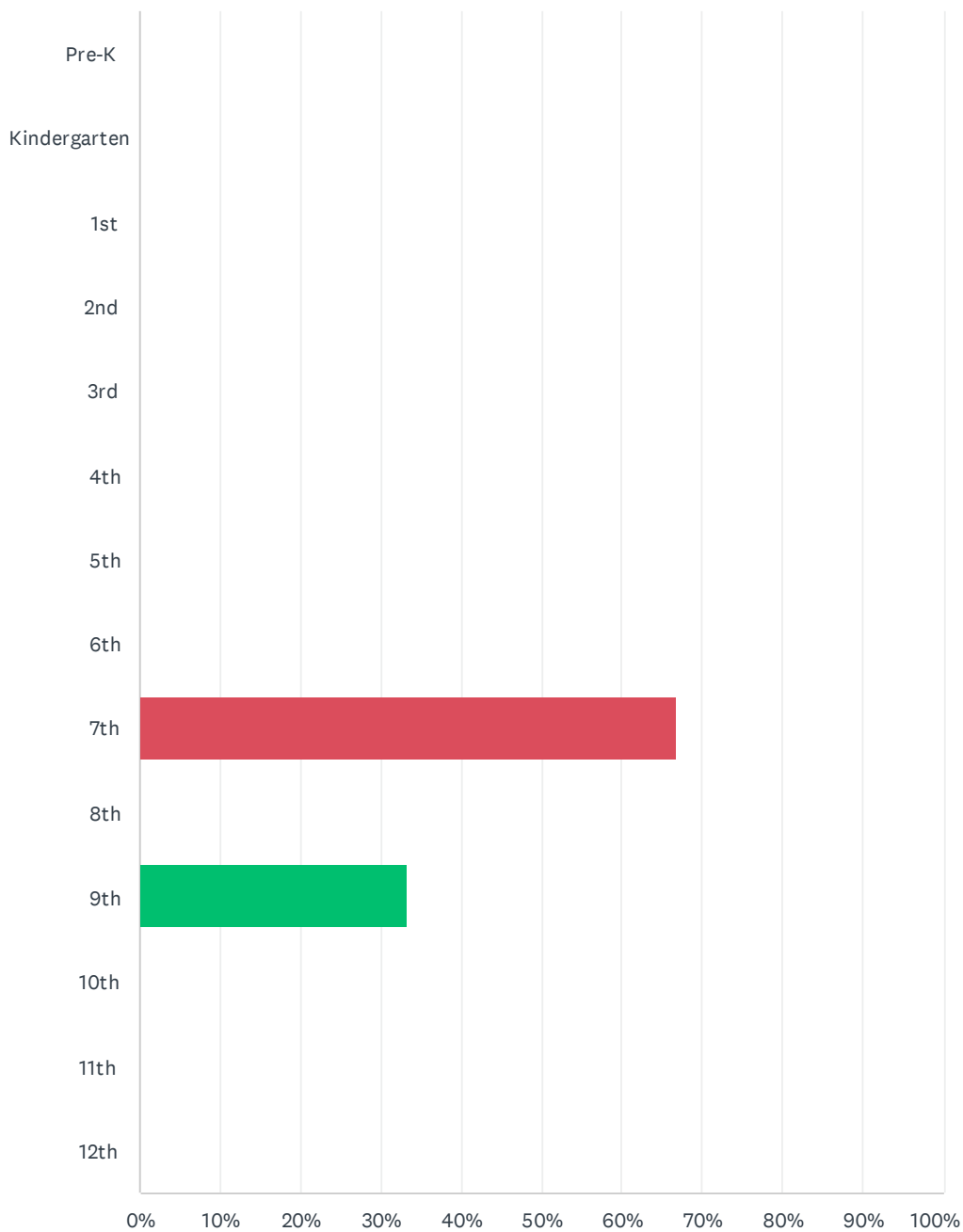
## Houston County Title I Parent Satisfaction Survey



ANSWER CHOICES	RESPONSES	
CB Watson Primary	0.00%	0
Centerville Elementary	0.00%	0
Eagle Springs Elementary	0.00%	0
Huntington Middle	0.00%	0
Lindsey Elementary	0.00%	0
Miller Elementary	0.00%	0
Morningside Elementary	0.00%	0
Northside Elementary	0.00%	0
Northside High	0.00%	0
Northside Middle	0.00%	0
Parkwood Elementary	0.00%	0
Pearl Stephens Elementary	0.00%	0
Perry Middle	0.00%	0
Russell Elementary	0.00%	0
Shirley Hills Elementary	0.00%	0
Thomson Middle	0.00%	0
Tucker Elementary	0.00%	0
Warner Robins High	0.00%	0
Warner Robins Middle	0.00%	0
Westside Elementary	0.00%	0
WIN Academy	100.00%	3
<b>TOTAL</b>		<b>3</b>

## Q2 What grade is your child currently in?

Answered: 3 Skipped: 0

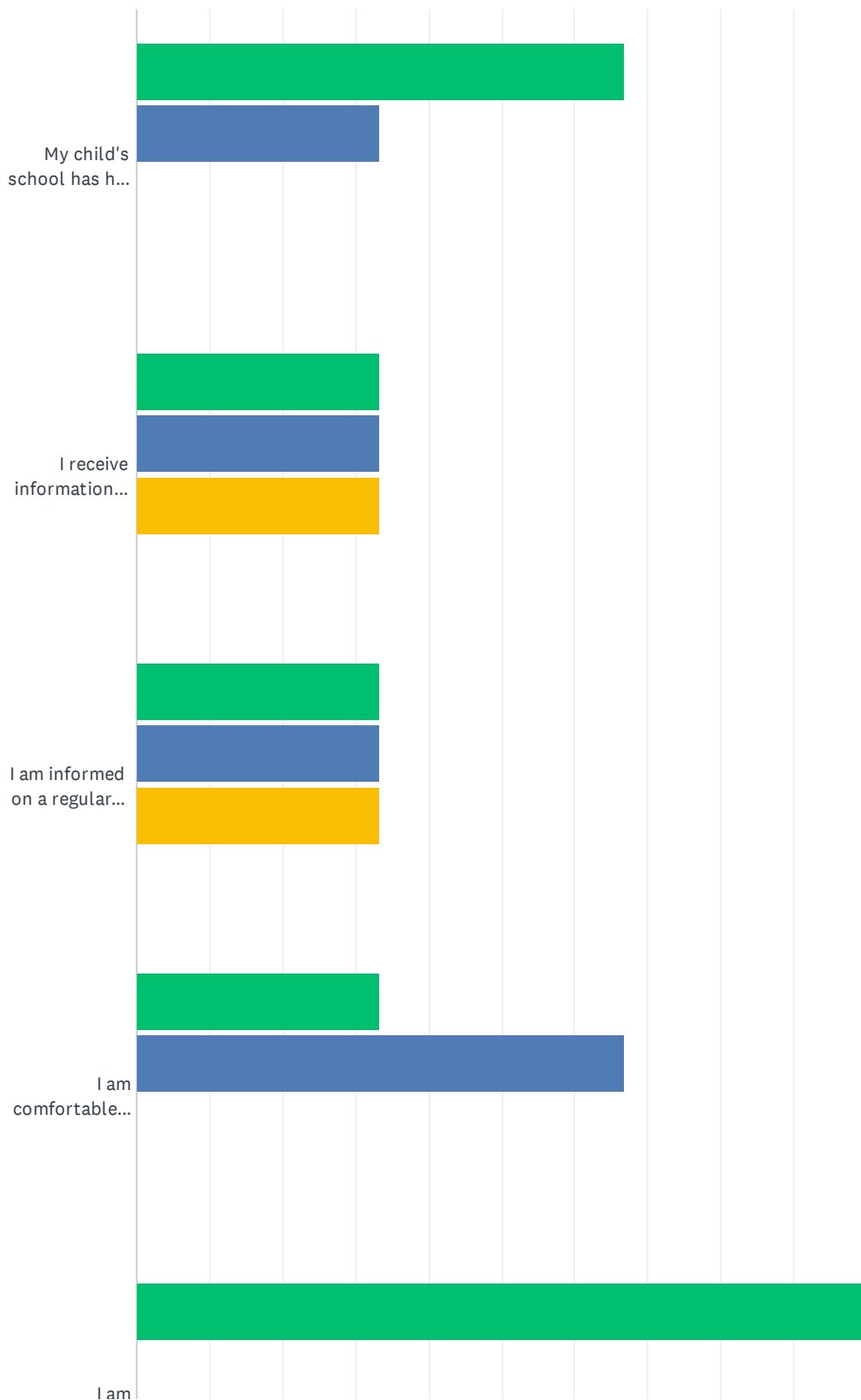


## Houston County Title I Parent Satisfaction Survey

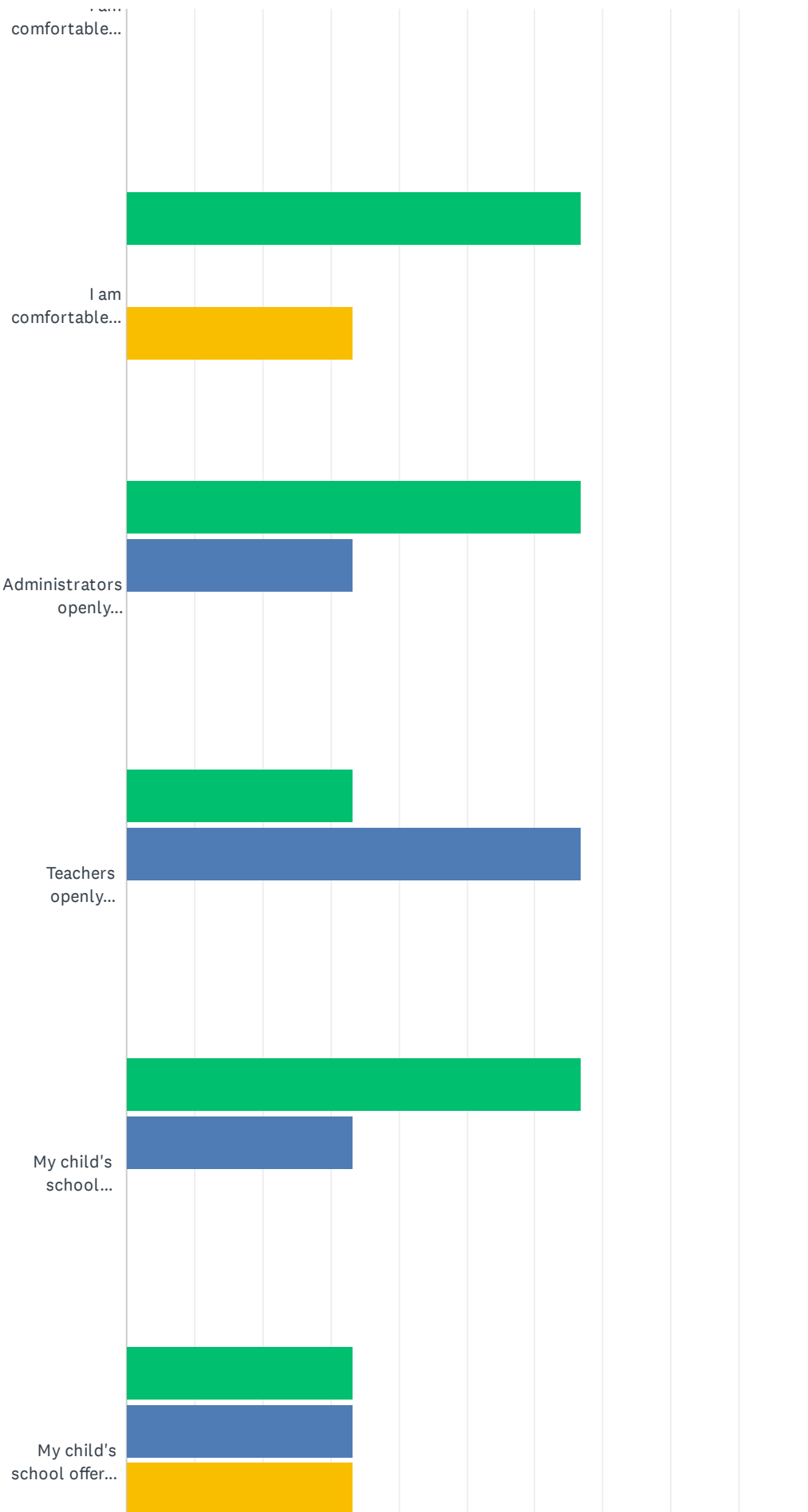
ANSWER CHOICES	RESPONSES	
Pre-K	0.00%	0
Kindergarten	0.00%	0
1st	0.00%	0
2nd	0.00%	0
3rd	0.00%	0
4th	0.00%	0
5th	0.00%	0
6th	0.00%	0
7th	66.67%	2
8th	0.00%	0
9th	33.33%	1
10th	0.00%	0
11th	0.00%	0
12th	0.00%	0
<b>TOTAL</b>		<b>3</b>

### Q3 Please read each statement below and indicate how much you agree or disagree.

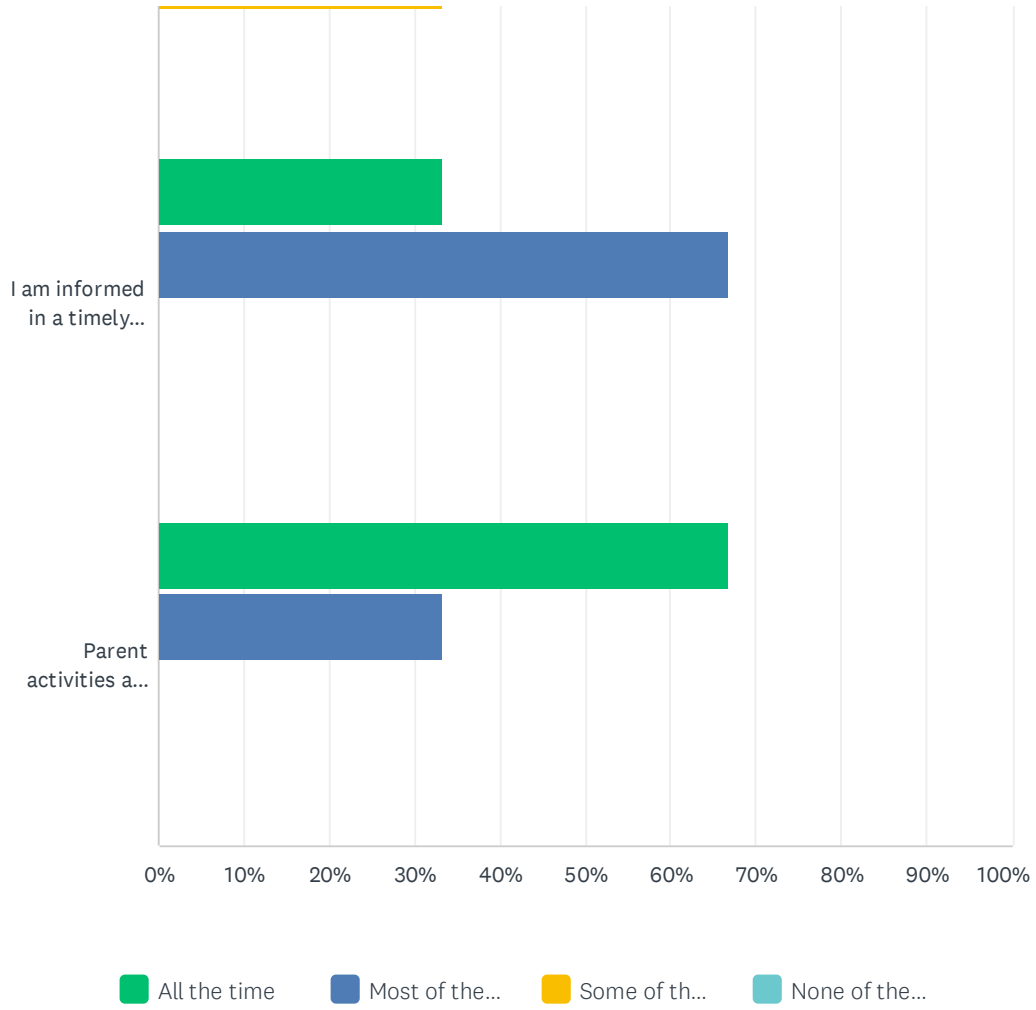
Answered: 3 Skipped: 0



# Houston County Title I Parent Satisfaction Survey



# Houston County Title I Parent Satisfaction Survey



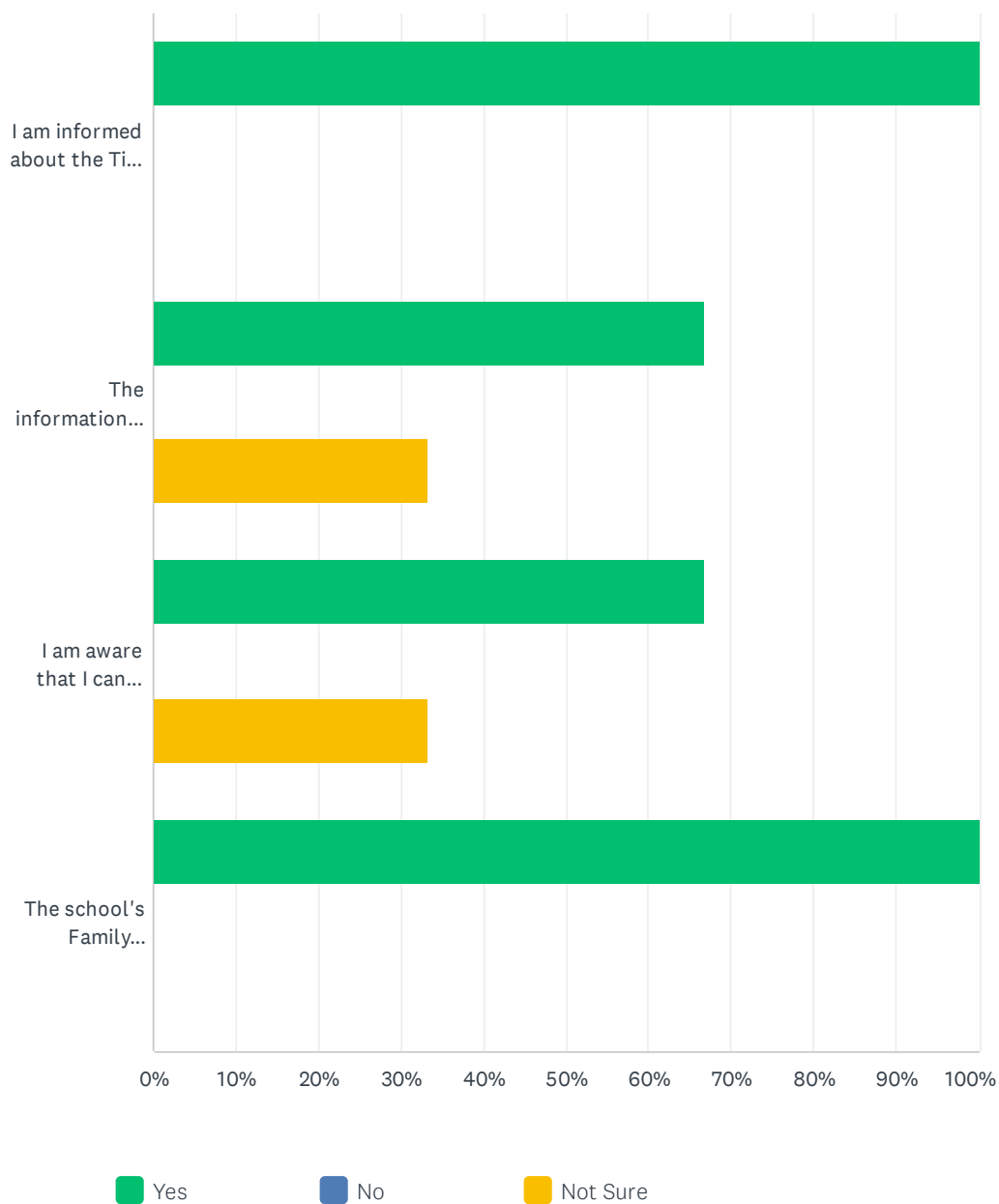
## Houston County Title I Parent Satisfaction Survey

	ALL THE TIME	MOST OF THE TIME	SOME OF THE TIME	NONE OF THE TIME	TOTAL	WEIGHTED AVERAGE
My child's school has high expectations for student achievement.	66.67% 2	33.33% 1	0.00% 0	0.00% 0	3	1.33
I receive information about grade-level standards and the academic requirements for my child's grade level.	33.33% 1	33.33% 1	33.33% 1	0.00% 0	3	2.00
I am informed on a regular basis about my child's academic progress.	33.33% 1	33.33% 1	33.33% 1	0.00% 0	3	2.00
I am comfortable communicating with administrators at my child's school.	33.33% 1	66.67% 2	0.00% 0	0.00% 0	3	1.67
I am comfortable communicating with my child's teacher(s).	100.00% 3	0.00% 0	0.00% 0	0.00% 0	3	1.00
I am comfortable communicating with front office staff members at my child's school.	66.67% 2	0.00% 0	33.33% 1	0.00% 0	3	1.67
Administrators openly communicate with parents.	66.67% 2	33.33% 1	0.00% 0	0.00% 0	3	1.33
Teachers openly communicate with parents.	33.33% 1	66.67% 2	0.00% 0	0.00% 0	3	1.67
My child's school encourages parental engagement.	66.67% 2	33.33% 1	0.00% 0	0.00% 0	3	1.33
My child's school offers workshops or activities that educate/inform parents about curriculum and how to help improve students' success in school.	33.33% 1	33.33% 1	33.33% 1	0.00% 0	3	2.00
I am informed in a timely manner about parent activities and events.	33.33% 1	66.67% 2	0.00% 0	0.00% 0	3	1.67
Parent activities and workshops are offered at various times.	66.67% 2	33.33% 1	0.00% 0	0.00% 0	3	1.33



### Q4 Please read the following and respond to each.

Answered: 3 Skipped: 0

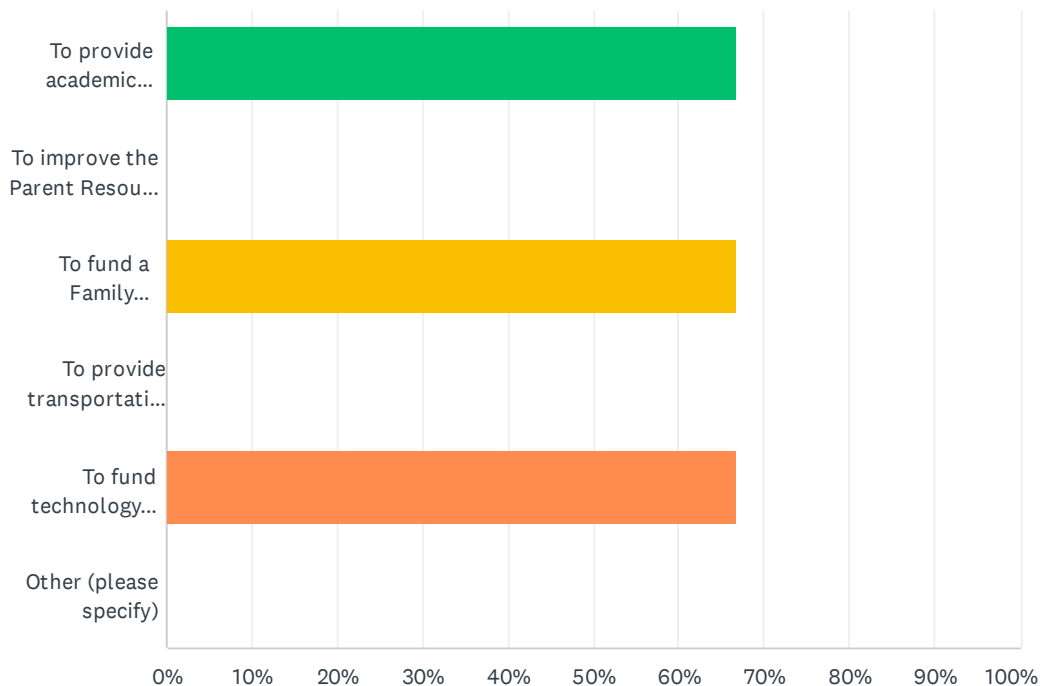


## Houston County Title I Parent Satisfaction Survey

	YES	NO	NOT SURE	TOTAL	WEIGHTED AVERAGE
I am informed about the Title I program at my child's school and have access to the Title I Handbook containing The Connection- Parent Engagement Plan and School-Parent Compact.	100.00% 3	0.00% 0	0.00% 0	3	1.00
The information provided in the Title I Parent Engagement Plan and Compact is detailed and easy to understand.	66.67% 2	0.00% 0	33.33% 1	3	1.67
I am aware that I can participate in shared decision making opportunities through Parent Input Meetings, Parent Action Team Meetings, Parent-Teacher Conferences, and school/district surveys.	66.67% 2	0.00% 0	33.33% 1	3	1.67
The school's Family Engagement Coordinator assists families, supports parent activities and is available for questions or concerns from parents.	100.00% 3	0.00% 0	0.00% 0	3	1.00

### Q5 How would you like to see family engagement funds used? (check all that apply)

Answered: 3 Skipped: 0

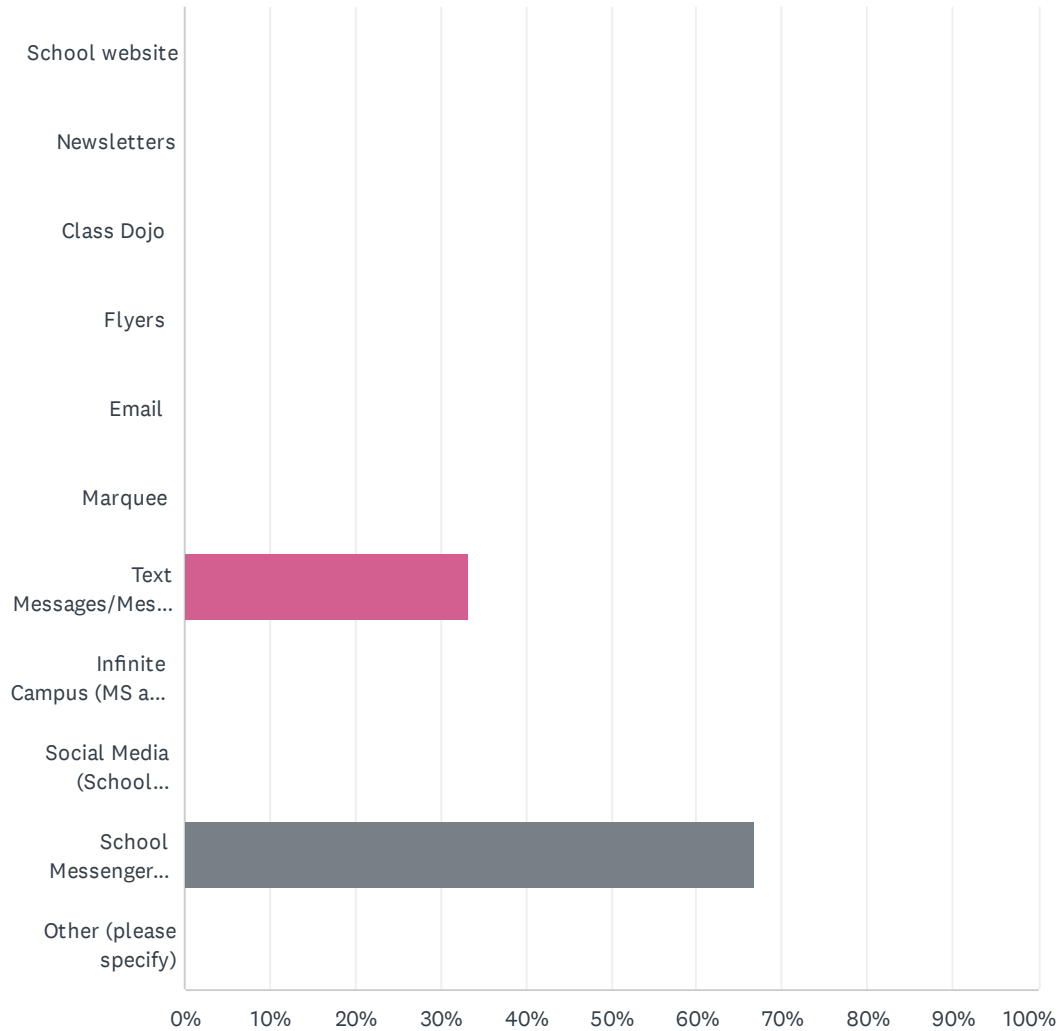


ANSWER CHOICES	RESPONSES
To provide academic materials for parents to use with their student at home.	66.67% 2
To improve the Parent Resource Center at the school.	0.00% 0
To fund a Family Engagement Coordinator to plan and execute family engagement activities and events.	66.67% 2
To provide transportation assistance for parents to attend Title I events at school.	0.00% 0
To fund technology resources to support parental engagement.	66.67% 2
Other (please specify)	0.00% 0
Total Respondents: 3	

#	OTHER (PLEASE SPECIFY)	DATE
	There are no responses.	

### Q6 What is the MAIN way you prefer to receive information about school events? Choose only ONE answer.

Answered: 3 Skipped: 0



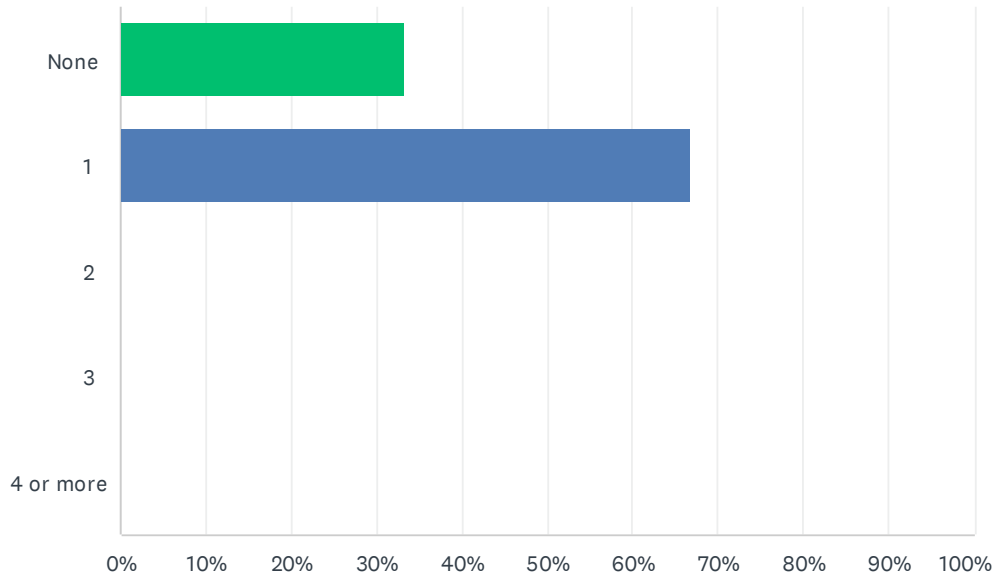
## Houston County Title I Parent Satisfaction Survey

ANSWER CHOICES	RESPONSES	
School website	0.00%	0
Newsletters	0.00%	0
Class Dojo	0.00%	0
Flyers	0.00%	0
Email	0.00%	0
Marquee	0.00%	0
Text Messages/Messaging Apps	33.33%	1
Infinite Campus (MS and HS only)	0.00%	0
Social Media (School Facebook, Instagram or Twitter pages)	0.00%	0
School Messenger (Call-out System)	66.67%	2
Other (please specify)	0.00%	0
<b>TOTAL</b>		<b>3</b>

#	OTHER (PLEASE SPECIFY)	DATE
	There are no responses.	

### Q7 How many school-related parent events have you participated this year?

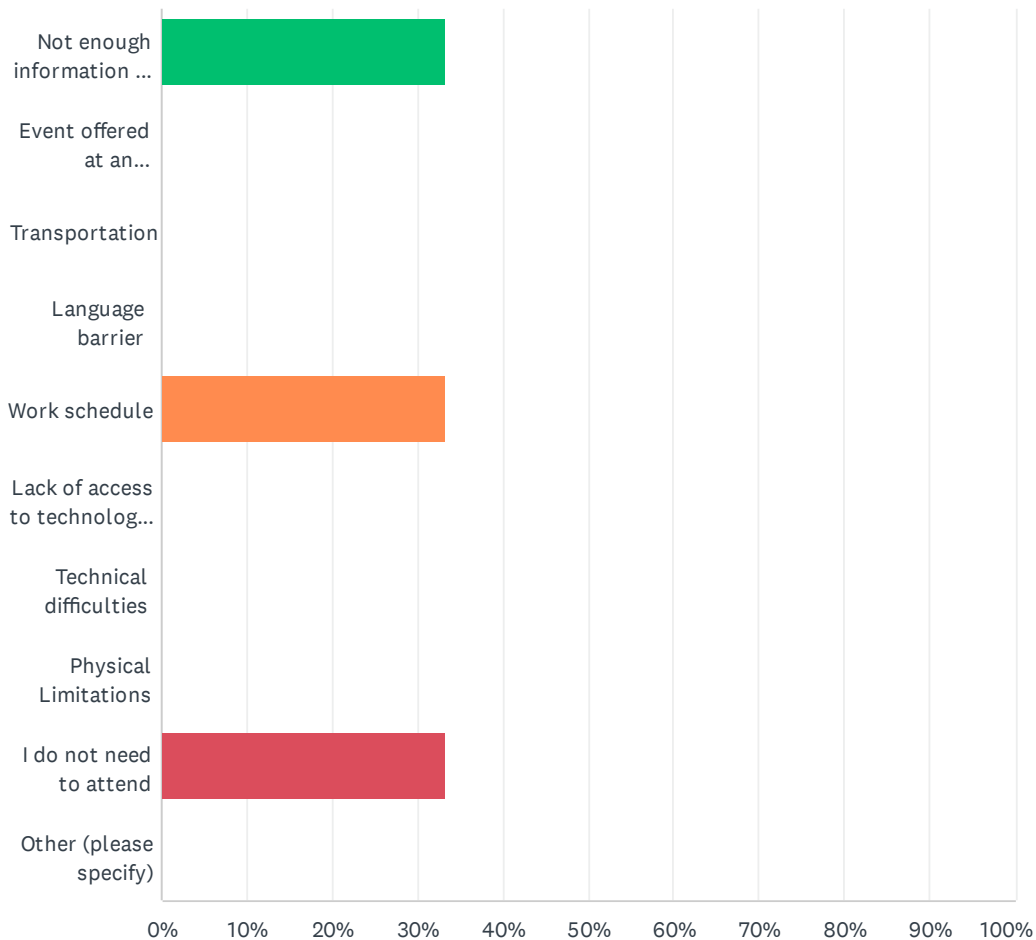
Answered: 3 Skipped: 0



ANSWER CHOICES	RESPONSES	
None	33.33%	1
1	66.67%	2
2	0.00%	0
3	0.00%	0
4 or more	0.00%	0
<b>TOTAL</b>		<b>3</b>

### Q8 If you have been unable to participate in events hosted by your child's school, what limits your participation?

Answered: 3 Skipped: 0



## Houston County Title I Parent Satisfaction Survey

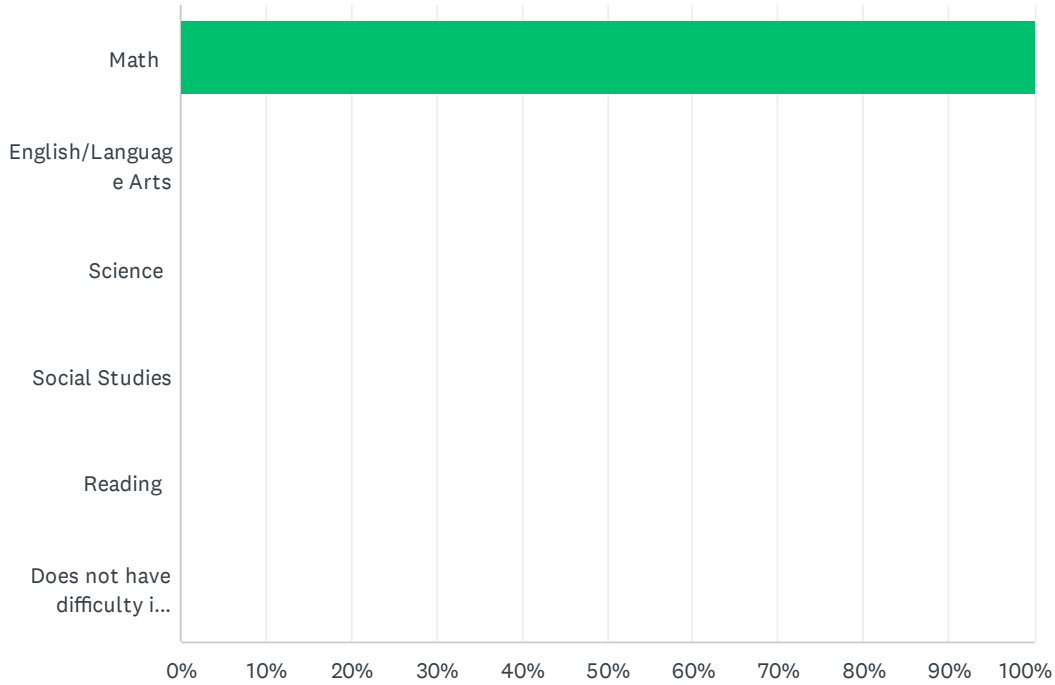
ANSWER CHOICES	RESPONSES	
Not enough information or notice is provided	33.33%	1
Event offered at an inconvenient time	0.00%	0
Transportation	0.00%	0
Language barrier	0.00%	0
Work schedule	33.33%	1
Lack of access to technology (computer, tablet or cell phone) or Internet access	0.00%	0
Technical difficulties	0.00%	0
Physical Limitations	0.00%	0
I do not need to attend	33.33%	1
Other (please specify)	0.00%	0
Total Respondents: 3		

#	OTHER (PLEASE SPECIFY)	DATE
	There are no responses.	



## Q9 Choose the subject area that you feel your student has the most difficulty mastering.

Answered: 3 Skipped: 0

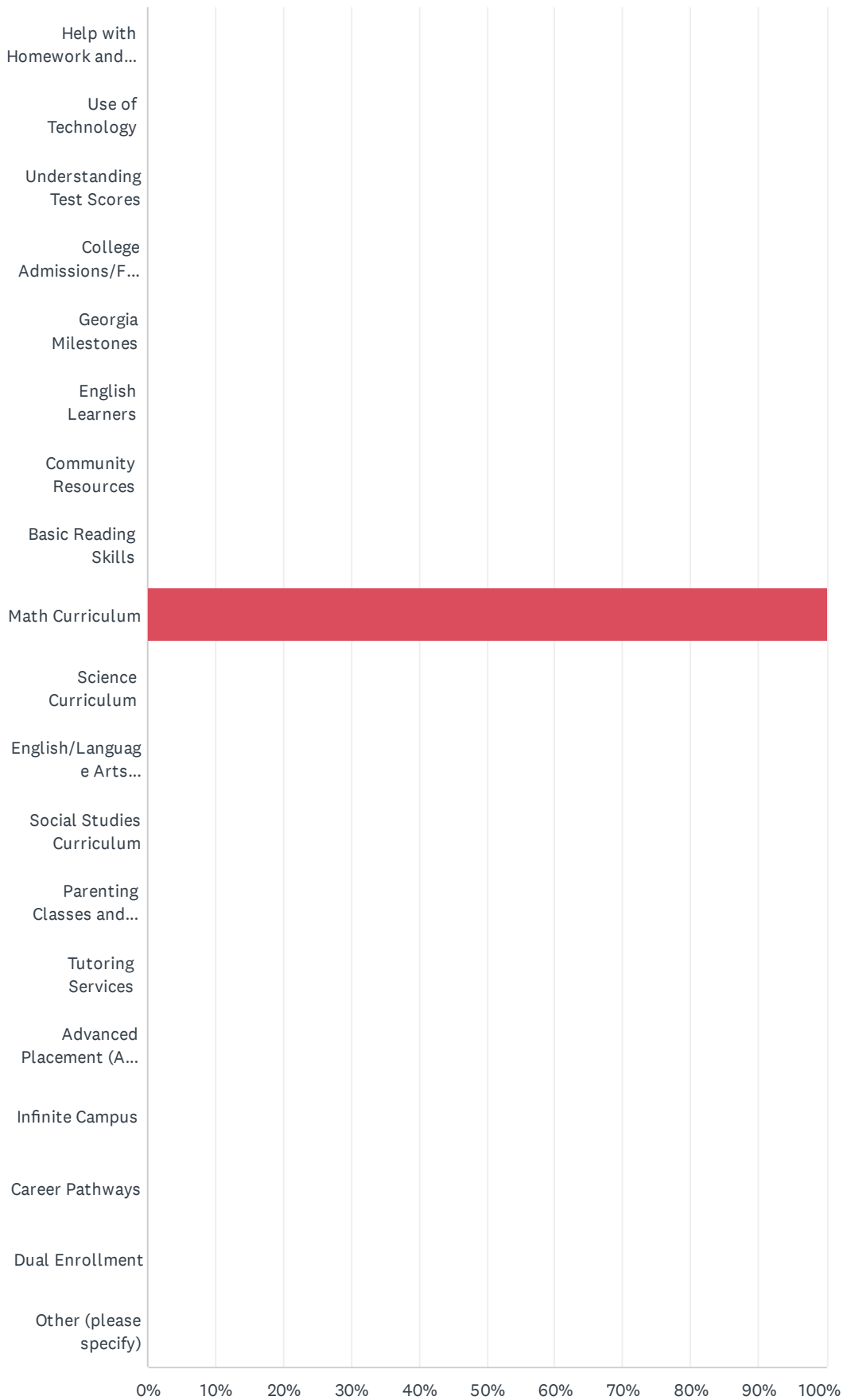


ANSWER CHOICES	RESPONSES	
Math	100.00%	3
English/Language Arts	0.00%	0
Science	0.00%	0
Social Studies	0.00%	0
Reading	0.00%	0
Does not have difficulty in any subject area	0.00%	0
<b>TOTAL</b>		<b>3</b>

**Q10 To better help my student, I would benefit from receiving additional support in: (check all that apply).**

Answered: 3 Skipped: 0

# Houston County Title I Parent Satisfaction Survey



## Houston County Title I Parent Satisfaction Survey

ANSWER CHOICES	RESPONSES	
Help with Homework and Study Skills	0.00%	0
Use of Technology	0.00%	0
Understanding Test Scores	0.00%	0
College Admissions/Financial Aid	0.00%	0
Georgia Milestones	0.00%	0
English Learners	0.00%	0
Community Resources	0.00%	0
Basic Reading Skills	0.00%	0
Math Curriculum	100.00%	3
Science Curriculum	0.00%	0
English/Language Arts Curriculum	0.00%	0
Social Studies Curriculum	0.00%	0
Parenting Classes and Resources (discipline, attendance, health and wellness, etc.)	0.00%	0
Tutoring Services	0.00%	0
Advanced Placement (AP) Courses	0.00%	0
Infinite Campus	0.00%	0
Career Pathways	0.00%	0
Dual Enrollment	0.00%	0
Other (please specify)	0.00%	0
Total Respondents: 3		

#	OTHER (PLEASE SPECIFY)	DATE
	There are no responses.	

Q11 What topics do you think teachers and administrators need to discuss or learn more about to better support your family and help your student be successful in school?

Answered: 2 Skipped: 1

#	RESPONSES	DATE
1	Anger and behavior	2/28/2022 11:35 AM
2	Working with children who have anger issues.	2/11/2022 9:01 AM