



## Knappa Pre-K School Immunization and Exemption Rates Report PreK

Year 2025-2026  
Report HLT627

|  |   |  |  |
|--|---|--|--|
| School Name<br><b>Knappa Pre-K School</b>      | School Type<br><b>Public / Charter School</b> | Address<br><b>41535 Old Highway 30</b>           |  |
| Contact Person<br><b>Katie Montgomery</b>      | Phone:  | City, State, Zipcode<br><b>Astoria, OR 97103</b> |  |
| District Name<br><b>Knappa School District</b> | Date of Report<br><b>04/09/2026</b>           | Assessment Date<br><b>04/09/2026</b>             |  |
| School Grades<br><b>PK</b>                     |   |  |  |

|  |
|--|
| <b>Number of Students Enrolled **: 18</b>  |
| <b>Percent of Students with no Immunization or exemption record: 0.00 %</b>          |
| <b>Percent of Students with a medical exemption for one or more vaccines: 0.00 %</b> |

|                    | Percent Vaccinated * | Percent missing one or more doses because of a non-medical exemption * |
|--------------------|----------------------|--|
| <b>DTap/Tdap</b>   | 77.78 %              | 16.67 %  |
| <b>Polio</b>       | 77.78 %              | 16.67 %  |
| <b>Varicella</b>   | 94.44 %              | 5.56 %   |
| <b>Measles</b>     | 88.89 %              | 11.11 %  |
| <b>Mumps</b>       | 88.89 %              | 11.11 %  |
| <b>Rubella</b>     | 88.89 %              | 11.11 %  |
| <b>Hepatitis B</b> | 77.78 %              | 22.22 %  |
| <b>Hepatitis A</b> | 77.78 %              | 22.22 %  |
| <b>Hib</b>         | 88.89 %              | 11.11 %  |
| <b>All</b>         | 66.67 %              | 5.56 %   |

\* Not all immunizations are required for all grades. These numbers may not total to 100% if some student have medical exemptions, or are incomplete or in the process with immunizations but not need an exemption because they are on schedule.

\*\* There is/are also 0 student(s) enrolled for who immunizations are not required to be reported because their records are tracked by another site or they attend fewer than 5 days per year.



**Hilda Lahti Elementary School**  
**Immunization and Exemption Rates Report K-12**

Year 2025-2026  
 Report HLT628

|   |   |  |
|---|---|--|
| School Name<br><b>Hilda Lahti Elementary School</b> | School Type<br><b>Public / Charter School</b> | Address<br><b>41535 Old Hwy 30</b>               |
| Contact Person<br><b>Katie Montgomery</b>           | Phone:  | City, State, Zipcode<br><b>Astoria, OR 97103</b> |
| District Name<br><b>Knappa School District</b>      | Date of Report<br><b>04/09/2026</b>           | Assessment Date<br><b>04/09/2026</b>             |
| School Grades<br><b>KG,01,02,03,04,05</b>           |   |  |

|   |
|---|
| Number of Students Enrolled **: 175   |
| Percent of Students with no immunization or exemption record: 0.00 %          |
| Percent of Students with a medical exemption for one or more vaccines: 0.00 % |

|              | Percent Vaccinated * | Percent missing one or more doses because of a non-medical exemption * |
|--------------|----------------------|--|
| DTap/Tdap    | 91.43 %              | 8.00 %   |
| Polio        | 93.14 %              | 6.86 %   |
| Varicella    | 93.71 %              | 6.29 %   |
| Measles      | 92.00 %              | 8.00 %   |
| Mumps        | 94.29 %              | 5.71 %   |
| Rubella      | 94.29 %              | 5.71 %   |
| Hepatitis B  | 94.29 %              | 5.71 %   |
| Hepatitis A  | 93.14 %              | 6.86 %   |
| All Vaccines | 88.57 %              | 4.57 %   |

\* Not all immunizations are required for all grades. These numbers may not total to 100% if some student have medical exemptions, or are incomplete or in the process with immunizations but not need an exemption because they are on schedule.

\*\* There is/are also 0 student(s) enrolled for who immunizations are not required to be reported because their records are tracked by another site or they attend fewer than 5 days per year.



## Knappa Middle School

### Immunization and Exemption Rates Report K-12

Year 2025-2026  
Report HLT628

|  |   |  |
|--|---|--|
| School Name<br><b>Knappa Middle School</b>     | School Type<br><b>Public / Charter School</b> | Address<br><b>41535 Old Highway 30</b>           |
| Contact Person<br><b>Katie Montgomery</b>      | Phone:  | City, State, Zipcode<br><b>Astoria, OR 97103</b> |
| District Name<br><b>Knappa School District</b> | Date of Report<br><b>04/09/2026</b>           | Assessment Date<br><b>04/09/2026</b>             |
| School Grades<br><b>06,07,08</b>               |   |  |

|   |
|---|
| Number of Students Enrolled **: 98  |
| Percent of Students with no immunization or exemption record: 0.00 %          |
| Percent of Students with a medical exemption for one or more vaccines: 0.00 % |

|              | Percent Vaccinated * | Percent missing one or more doses because of a non-medical exemption * |
|--------------|----------------------|--|
| DTap/Tdap    | 84.69 %              | 14.29 %  |
| Polio        | 96.94 %              | 3.06 %   |
| Varicella    | 96.94 %              | 3.06 %   |
| Measles      | 95.92 %              | 4.08 %   |
| Mumps        | 96.94 %              | 3.06 %   |
| Rubella      | 96.94 %              | 3.06 %   |
| Hepatitis B  | 96.94 %              | 3.06 %   |
| Hepatitis A  | 95.92 %              | 4.08 %   |
| All Vaccines | 82.65 %              | 2.04 %   |

\* Not all immunizations are required for all grades. These numbers may not total to 100% if some student have medical exemptions, or are incomplete or in the process with immunizations but not need an exemption because they are on schedule.

\*\* There is/are also 0 student(s) enrolled for who immunizations are not required to be reported because their records are tracked by another site or they attend fewer than 5 days per year.



# Knappa High School

## Immunization and Exemption Rates Report K-12

Year 2025-2026  
Report HLT628

|  |   |  |  |
|--|---|--|--|
| School Name<br><b>Knappa High School</b>       | School Type<br><b>Public / Charter School</b> | Address<br><b>41535 Old Hwy 30</b>               |  |
| Contact Person<br><b>Katie Montgomery</b>      | Phone:  | City, State, Zipcode<br><b>Astoria, OR 97103</b> |  |
| District Name<br><b>Knappa School District</b> | Date of Report<br><b>04/09/2026</b>           | Assessment Date<br><b>04/09/2026</b>             |  |
| School Grades<br><b>09,10,11,12</b>            |   |  |  |

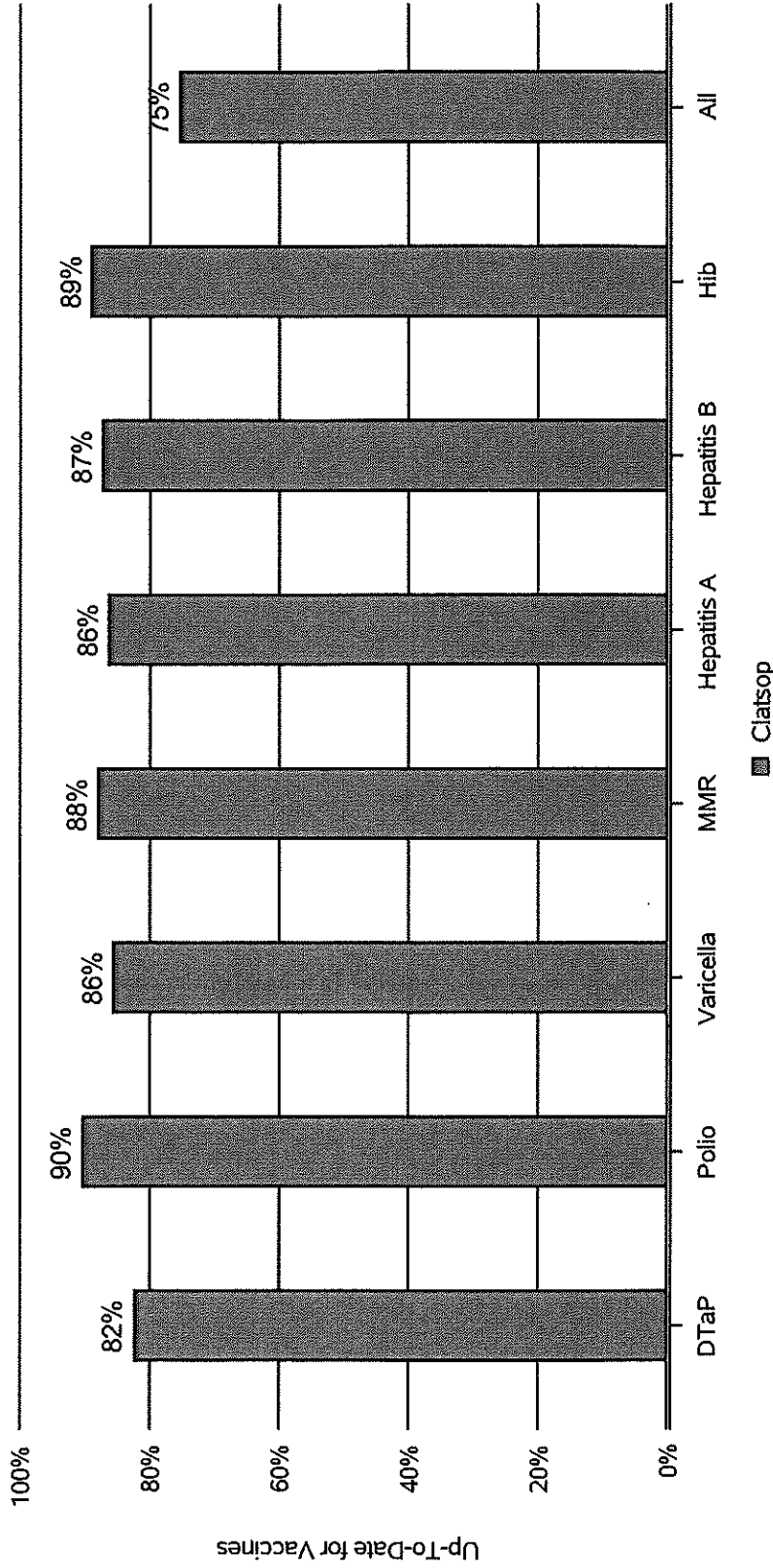
|  |
|--|
| <b>Number of Students Enrolled **: 119</b>   |
| <b>Percent of Students with no immunization or exemption record: 0.00 %</b>          |
| <b>Percent of Students with a medical exemption for one or more vaccines: 0.00 %</b> |

|                     | Percent Vaccinated * | Percent missing one or more doses because of a non-medical exemption * |
|---------------------|----------------------|--|
| <b>DTap/Tdap</b>    | 94.12 %              | 5.88 %   |
| <b>Polio</b>        | 96.64 %              | 3.36 %   |
| <b>Varicella</b>    | 94.96 %              | 5.04 %   |
| <b>Measles</b>      | 94.96 %              | 5.04 %   |
| <b>Mumps</b>        | 94.96 %              | 5.04 %   |
| <b>Rubella</b>      | 94.96 %              | 5.04 %   |
| <b>Hepatitis B</b>  | 94.96 %              | 5.04 %   |
| <b>Hepatitis A</b>  | 94.96 %              | 5.04 %   |
| <b>All Vaccines</b> | 93.28 %              | 4.20 %   |

\* Not all immunizations are required for all grades. These numbers may not total to 100% if some student have medical exemptions, or are incomplete or in the process with immunizations but not need an exemption because they are on schedule.

\*\* There is/are also 0 student(s) enrolled for who immunizations are not required to be reported because their records are tracked by another site or they attend fewer than 5 days per year.

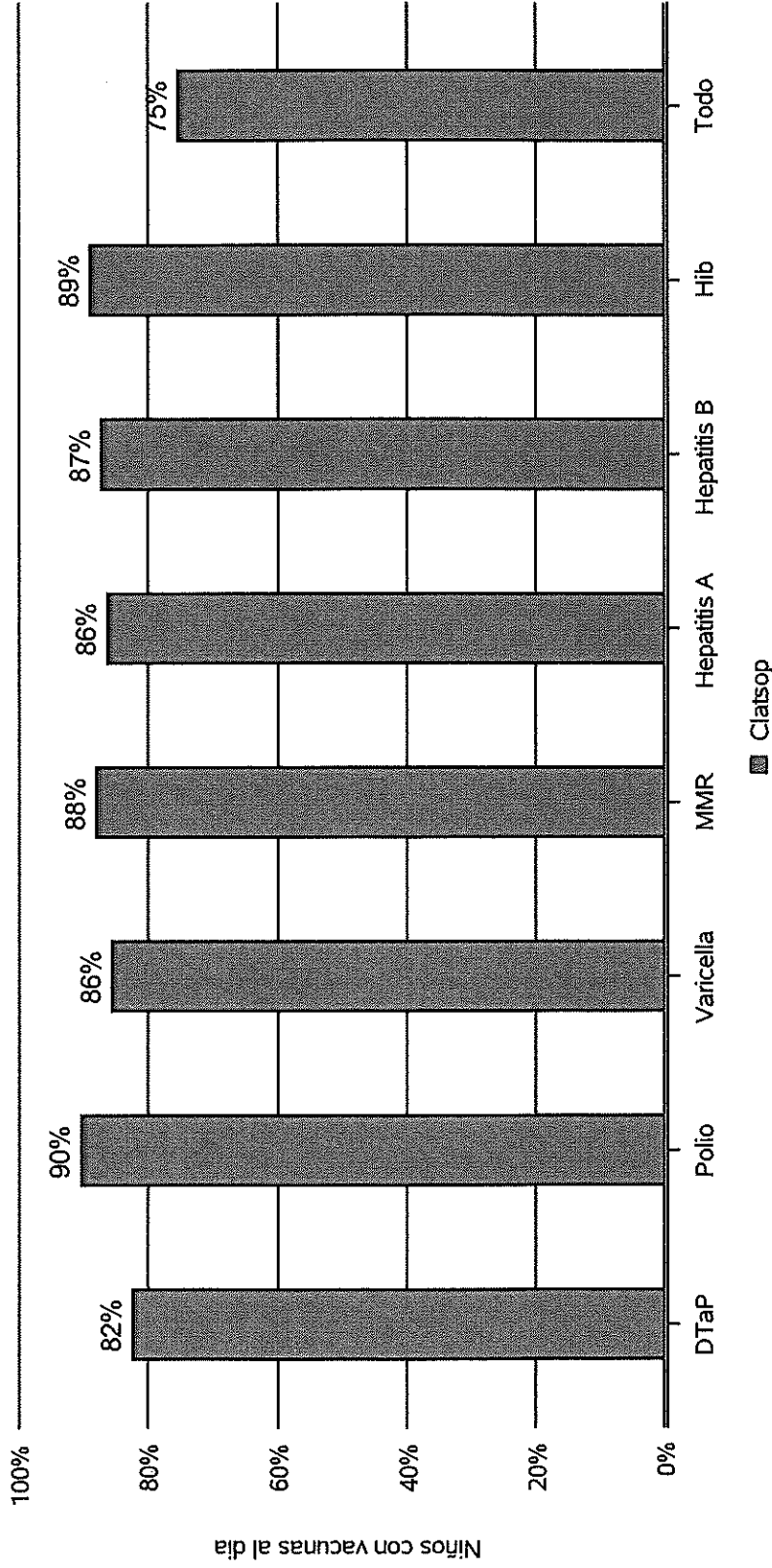
### How many kids younger than school-age\* are up-to-date on vaccines in Clatsop County?



\*Children age 19 months as of January 15, 2025 through 5 years as of September 1, 2024  
 DTaP=diphtheria, tetanus, pertussis; MMR=measles, mumps, rubella; Hib=Haemophilus influenzae type b;  
 All=up to date on all of these immunizations  
 Assessment Date: March 3, 2025  
 Data source: Oregon ALERT IIS



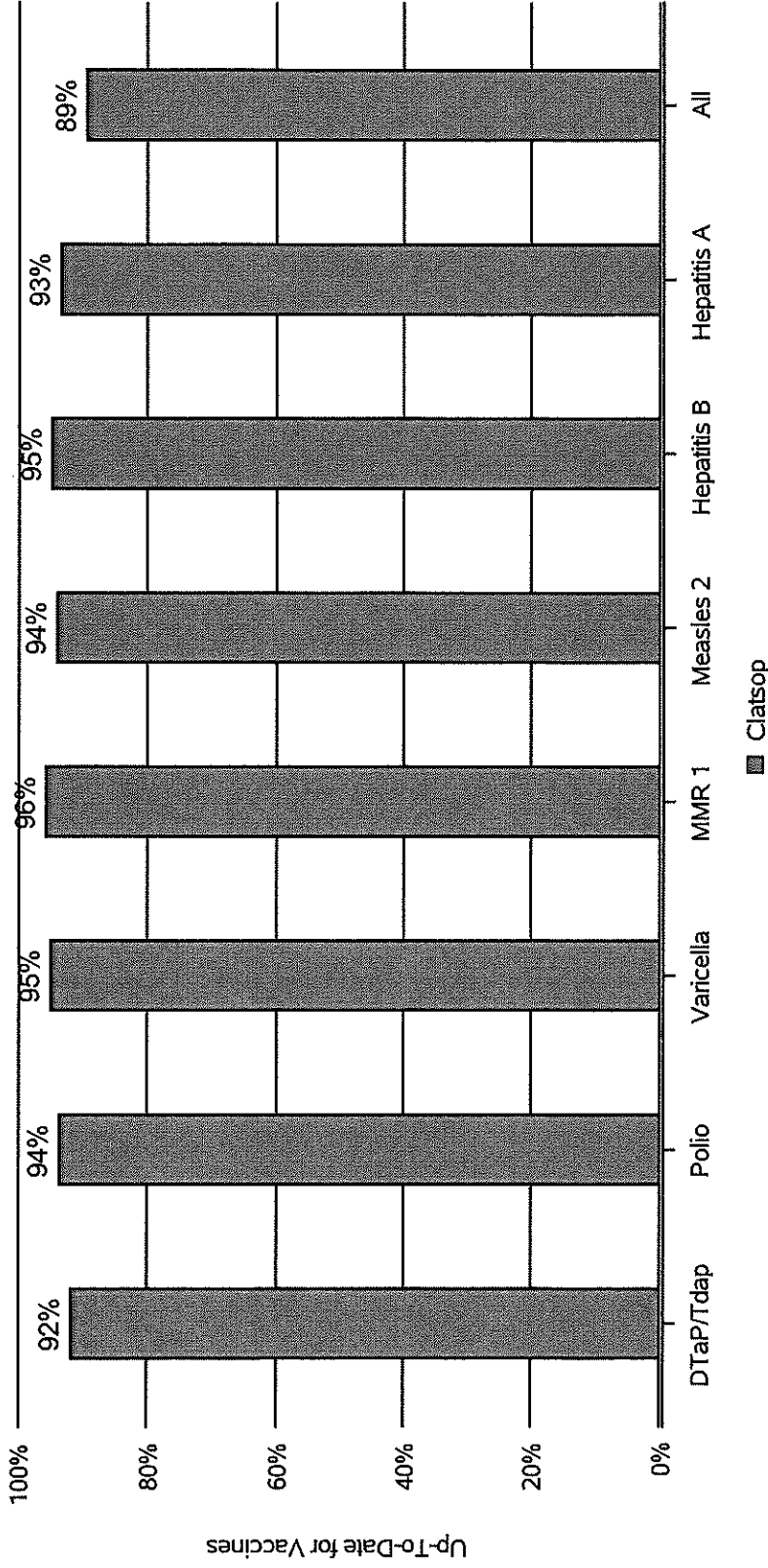
### Cuántos niños menores de edad escolar\* están al día con las vacunas en el Condado de Clatsop?



\*Niños de 19 meses de edad al 15 de enero del 2025 hasta 5 años de edad al 1 de septiembre del 2024  
 DTaP=Difteria, Tétano y Tos Ferina; MMR=sarampión, paperas y rubéola; Hib=Haemophilus influenzae tipo b;  
 Todo= al día con todas estas vacunas  
 Fecha de evaluación: 3 de marzo del 2025  
 Fuente de datos: Oregon ALERT IIS



### How many students\* are up-to-date on vaccines in Clatsop County



\*Kindergarten through 12th grade

DTaP=diphtheria, tetanus, pertussis; MMR 1 = at least 1 dose of a Measles, Mumps, Rubella-containing vaccine;

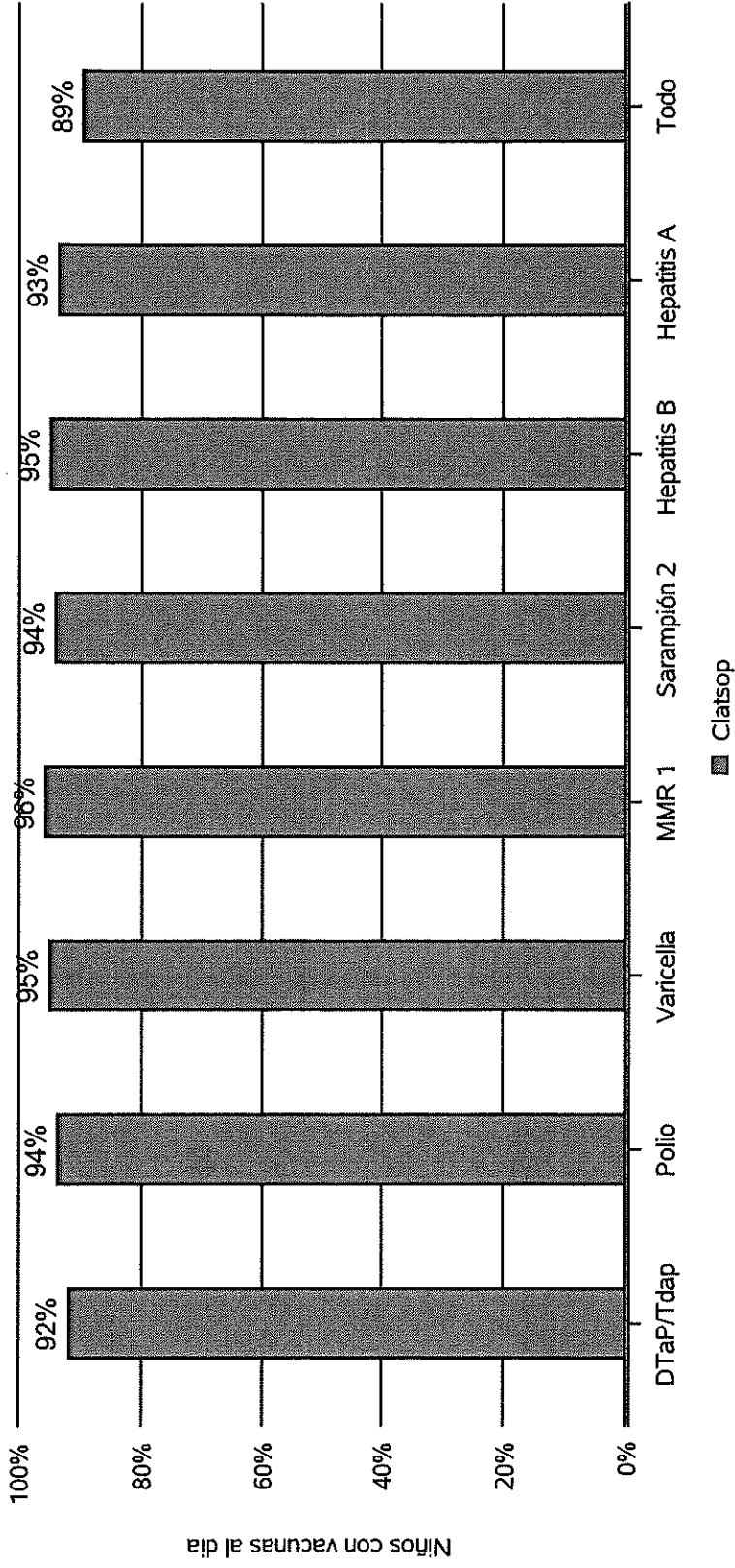
Measles 2 = at least 2 doses of Measles-containing vaccine; All=up to date on all these immunizations

Assessment Date: March 4, 2025

Data Source: Immunization Primary Review Summary Reports



## ¿Cuántos estudiantes\* están al día con vacunas en el Condado de Clatsop?



\*Jardín de infancia hasta el grado 12

DTaP=Difteria, Tétano y Tos Ferina; MMR 1 = al menos 1 dosis de una vacuna conteniendo sarampión,

paperas y rubéola; Sarampión 2 = al menos 2 dosis de vacuna que contenga sarampión;

Todo= al día con todas estas vacunas

Fecha de evaluación: 4 de marzo del 2025

Fuente de datos: Informes de Resumen de Inmunización Primaria

