




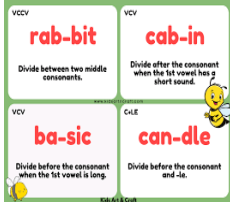










SECOND NINE WEEKS READING & MATH SKILLS

*Please leave this in your child's folder for the nine weeks period. It is a guide to help you know what skills are being taught in class and what will be assessed on your child's next report card.

<p>I Can Listen And Talk About The Books My Teacher Reads Aloud.</p> <div style="text-align: center;">  </div>	<p>I Can Ask And Answer Questions.</p> <div style="text-align: center;">  </div>	<p>I Know To Read Words Left To Right and Top To Bottom.</p> <div style="text-align: center;">  </div>
<p>I Can Point to Each Word. I Know Words Are Separated By A Space.</p> <div style="text-align: center;">  </div>	<p>I Can Recognize and Produce Rhyming Words.</p> <div style="text-align: center;">  </div>	<p>I Can Count, Blend, and Segment Syllables.</p> <div style="text-align: center;">  </div>
<p>I Can Identify the Beginning, Middle and Ending Sounds of Spoken Words. BEGINNING & FINAL</p> <div style="text-align: center;">  <p>I hear /b/ at the beginning of ball. I hear /l/ at the end of ball.</p>  </div>	<p>I Can Blend and Segment Phonemes in One-Syllable Spoken Words Made Up of Three or Four Sounds.</p> <div style="text-align: center;"> <p>c + a + t =</p>  </div>	<p>I Can Say The Correct Sound For Each Consonant.</p> <div style="text-align: center;"> <p>These letters are the consonants.</p> <p>B C D F G H J K L M N P Q R S T V W X Z</p> </div>
<p>I Can Identify a Vowel. I Know The Short Sound. Aa, Ii, Oo</p> <div style="text-align: center;">  </div>	<p>I Can Read Words With Short Vowels In Isolation and In A Decodable Book. Aa, Ii, Oo</p> <div style="text-align: center;">  </div>	<p>I Can Read High High-Frequency Words.</p> <div style="text-align: center;"> <p>a the and go I see (see list)</p> </div>
<p>I Can Name All Upper and Lower-Case Letters Automatically.</p> <div style="text-align: center;">  </div>	<p>I Can Arrange And Name The Letters of the Alphabet In Sequential Order from A - Z.</p> <div style="text-align: center;">  </div>	<p>I Can Use New and Taught Vocabulary When Speaking.</p> <div style="text-align: center;">  </div>


I Can Name And Describe The Main Story Elements (Characters and Setting) And Important Events In Logical Order.



I Can Identify the Main Topic and Key Details in an Informational Book.




I Can Print Upper and Lower-Case Letters Correctly.



I Can Print My First Name With Support.



I Can Write the Letter That Matches The Sound.



I Can Spell Words With Short Vowels. Aa, Ii, Oo



I Can Spell High-Frequency Words.



I Can Count Forward From 0 to 100 By Ones. 0 - 50



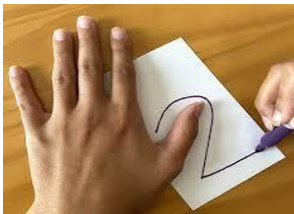
I Can Count Forward Within 100 By Ones Beginning With Any Number. (20) EXAMPLE: COUNT ON FROM A GIVEN NUMBER

3, 4, 5...
7, 8, 9...

I Know Number Names 0 To 20. (10)



I Can Write Numbers From 0 - 20. (10)



I Can Count To Tell The Number 0 - 20. (10)



I Can Compare Two Groups Of Objects (0 - 10)



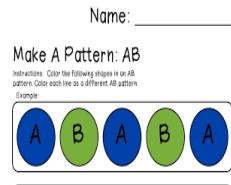
I Can Compare Two Numerals Between 0 and 10.



I Can Add to 10.



I Can Recognize, Duplicate and Extend A Pattern.



I Can Describe Objects By Length, Weight, and Height

I Can Correctly Name Shapes: square, circle, triangle, rectangle,

GRADING SCALE:

- 3: The student is demonstrating **mastery** of grade-level standard.
- 2: The student demonstrates **partial understanding** of grade-level standard; or can perform portions of grade level standard with support.
- 1: The student demonstrates **minimum understanding** of grade-level standard.
- 0 – The student is **not yet** demonstrating progress towards grade-level standard.

TIPS FOR SUCCESS:

1. Check your child's folder every day.
2. Read to and with your child every night. There is so much to learn in a good book.
 - Model how to hold a book, reading left to right and top to bottom.
 - Point out the difference in letters, words and sentences.
 - Discuss the story and all of the elements.
 - Talk about new words.
 - Find and name letters in the alphabet.
 - Find high frequency words in the text.
 - ENJOY!
3. Find and name numerals. Count and compare groups of objects at home. (snacks, toys, etc.)
4. Practice finding and naming shapes in the environment.
5. Continue to work on positive and appropriate behavior/social skills. (Listening, Taking Turns, Discussing Problems, Taking Care of Materials, Taking Care of Personal Needs, Asking For Help, Being Respectful of Others, etc.)
6. Communicate Any Concerns With Your Child's Teacher of School Staff.

SOCIAL EMOTIONAL LEARNING: These skills will be assessed as part of your child's report card. Please continue to reinforce these skills at home.

I can manage my feelings.	I play well with others.	I can work independently.
I follow rules and expectations.	I share.	
I can take care of my own needs.	I can solve problems.	

KINDERGARTEN HIGH-FREQUENCY WORDS

1st Nine Weeks	2nd Nine Weeks	3rd Nine Weeks	4th Nine Weeks
a	we	for	from
the	he	all	come
and	me	look	want
go	of	what	does
I	you	who	
see	to	was	
	do	said	
	as	they	
	is	little	
	his		
	has		
	have		