STERLING BOARD OF EDUCATION

Agenda of the Regular Meeting
September 16, 2026 • Community Room • 6:00 p.m.
"EXCELLENCE WITH KINDNESS"

I. Call to Order

II. Pledge of Allegiance

III. Public Comment

IV. Reports and Communications

A. **Correspondence**

B. **Consent Agenda**

1. Minutes of Meeting August 19, 2026
2. Superintendent's Report
3. Special Education Director's Report
4. Principal's Report
5. Clinical Supervisor's Report
6. Monthly Check Register

C. **Budget and Expense Report**

D. **Plainfield Board of Education Liaison**

E**. Personnel - Resignation/Retirement/New Hire**
New Hire - Lisa Legler (Paraeducator)
New Hire - Tara Plasse (Paraeducator)
New Hire - Angel Stewart (RBT)
New Hire - Brendon Phaneuf (Long-term Substitute 4th Grade)
New Hire - Meagan Consolo (Long-term Substitute 5th Grade)

V. Unfinished Business

VI. New Business

A. Review, discussion, and possible action regarding the declaration of obsolescence for listed technology items.

B. Review, discussion, and possible approval of Culligan installing 2 water filtration units in the kitchen and 4 water bottle/drinking stations at the cost of $9,834.

VII. Committee Updates

A. Policy

B. Budget

C. Negotiations

VIII. Recommendations, Questions and/or Comments

IX. Public Comment

X. Executive Session

XI. Adjournment

DRAFT MINUTES

Sterling Board of Education

Minutes of the Regular Meeting
August 19, 2026
Community Room - 6:00pm
"EXCELLENCE WITH KINDNESS"

I. Call to Order

The Meeting was called to order by: Courtney Langlois (Board Chair) at 6:00 p.m.

Board Members Present: Victoria Robinson-Lewis (Treasurer), John Brady (Vice Treasurer), Catherine Malo (Board Member), Benjamin Johnston (Board Member)

Administrators/Staff Present: Theodore Friend (Superintendent), Heather Nickerson (Principal),Christine Chandler (Board Clerk)

Absent from the meeting: Jennifer Mossner (Vice Chair), Sara Howley (Business Manager)

II. Pledge of Allegiance

The Pledge of Allegiance was recited.

III. Public Comment

No one came forward to speak.

IV. Reports and Communications

A. **Correspondence**

B. **Consent Agenda**

1. Minutes of Meeting June 17, 2026
2. Superintendent's Report
3. Special Education Director's Report
4. Principal's Report
5. Clinical Supervisor's Report
6. Monthly Check Register

- A motion was made by V. Robinson-Lewis and seconded by C. Malo to accept the Consent Agenda as presented.
  - Vote: All in favor
  - Outcome: Motion Passed

C. **Budget and Expense Report**

T. Friend presented the Budget and Expense report in S. Howley's absence, reading directly from her written Financial/ Budget Discussions Report.

- A motion was made by V. Robinson-Lewis and seconded by J. Brady to approve the Budget and Expense report as presented.
  - Vote: All in favor
  - Outcome: Motion Passed

D. **Plainfield Board of Education Liaison**

No liaison was able to attend. However, C. Langlois shared updates regarding a large 'welcome back to school ' celebration and noted that football had started and that other fall sports would be starting soon.

E**.** **Personnel - Resignation/Retirement/New Hire**

T. Friend noted that we are in the process of hiring 4 to 5 employees and that he will give an accurate update at the next Board meeting in September.

V. Unfinished Business

- No unfinished business at this time.

VI. New Business

A. Set up a Personnel Committee

- Members of the Personnel Committee will be:
  - Courtney Langlois
  - John Brady
  - Catherine Malo

B. Review, Discussion, and Possible Approval of Line Item Transfers for the Fiscal Year 26.

- A motion was made by V. Robinson-Lewis and seconded by C. Malo to approve the Line Item Transfers as presented.
  - Vote: All in favor
  - Outcome: Motion passed

VII. Committee Updates

A. Policy - Committee meeting dates will be scheduled in the near future

B. Budget - Committee meeting dates will be scheduled in the near future

C. Negotiations - Committee meeting dates for UPSEU Negotiations will be scheduled in the near future.

VIII. Recommendations, Questions and/or Comments

B. Johnston shared an overview of the town municipal bonds including the maturity schedule.

IX. Public Comment

No one came forward to speak.

X. Executive Session

A. Discuss Personnel Matter

- The item for executive session was struck from the active agenda by consensus, as no executive session was required.

XI. Adjournment

- A motion was made by V. Robinson-Lewis and seconded by C. Malo to adjourn the meeting.
    - Vote: All in favor
    - Outcome: Motion passed
    - Meeting adjourned: 6:25 pm

Superintendent's Report
September 16, 2026

I. 2026 -2027 School Year

- The school year is off to a great start.

- Concerns have been raised about the water quality at the school, specifically regarding potential metal levels. We have been looking into this.

II. Intensive Special Needs Program:

- The current intensive needs special education program caseload is 14 students and 1 upcoming referral. The students require substantial levels of academic, behavioral, communication, and adaptive/daily living support.

- The students range in grade from PK through grade 7 (PK=1, K=5, 1st=1, 2nd=2, 3rd=1, 4th=2, 6th=1, 7th=1). At least 6 of the students require 1:1 (as opposed to shared adult) support at all times, even when in the self-contained classroom and when attending specials, lunch, and recess.

- The responsibilities of the special education teacher, in addition to direct instruction, include supervision and training of paraeducators, consultation with the BCBA to implement behavior intervention plans, data collection, management of assistive technology for the students, and ensuring safety of all students and staff.

- All students have specialized transportation as part of their IEP, and at least 6 receive specialized transportation right now; however, this number may change as parents who choose to drop off/pick up may request transportation at any time.

III. Maintenance Department:

- Summer cleaning went great and staffing is currently stable.

- Our new alarm system communicator is working excellently, showing definite improvement in reliability over what was in place prior to our phone system update.

- The NRES incentive was scheduled for the final inspection on September 8, 2026, so we are anticipating an update on this at any moment. Passing this inspection will trigger our one-year waiting period for the $64,000 payout.

Student Services Report		BOE Meeting: September 16, 2026	**Statistics as of August 31, 2026**

Student Count by Location, at the END of:	Jun '26	July	Aug	Sept	Oct	Nov	Dec	Jan '27	Feb	March	April	May
Sterling Community School PrK - 8th **IEPs**	62	56	58									
High School **IEPs** (ACT, QMC, Killingly: Plainfield; NFA)	16	13	14									
Out of District-Special Tuition **IEPs**	11	9	10									
Total Students with IEPs	**89**	**78**	82									
Sterling Community School PrK - 8th **504s**	31	27	27									
High School and STEM Acad. **504's** (ACT, QMC, Killingly: Plainfield; NFA and STEM)	19	17	17									
Total Students with 504s	**50**	**44**	44									

In August, a Special Education High-Quality Incentives Grant was awarded by the CSDE to Sterling in the amount of $281,257 for the 2026-2027 school year. Funds will be used to expand and sustain our intensive needs special education program, with the long-term outcomes of developing a sustainable, in-district continuum of high-quality special education services and a reduction in out-of-district placement costs. We will use funding to hire a special education teacher, paraeducator, and a Registered Behavior Technician (RBT). Funds will also be used to provide assistive technology and specialized curriculum resources for students, and professional learning opportunities for faculty and staff.

Principal's Report
September 16, 2026

SCS Advancement Plan - Goal #3

- PDEC
  - Professional Development calendar is being created with PDEC
    - Individualized opportunities are being prioritized for certified staff
  - Sterling Educator Evaluation and Support Plan
    - Goal meetings with certified staff will be happening now through mid October
- Attendance
  - Reaching out early and often to families about the importance of attending school
- Family Involvement
  - Preschool + Kindergarten Meet & Greet before school started was well attended
  - Students and families enjoyed meeting the teachers and taking a bus ride
  - Open House included NECC representatives providing resources for families and our PTO sharing info about upcoming meeting
  - Back to School Cookout was a great success with over 150 people attending

SCS Advancement Plan - Goal # 6

- Social Emotional Team Meeting
  - Wildcat's Mighty Roar meetings are scheduled for the year
  - We will be reviewing the Pyramid model for preschool

Fall Updates:

- Back to School for Staff went well, everyone is ready & excited for the new year
- Soccer season is getting started

Clinical/Behavioral Report
September 16, 2026

To: Sterling Board of Education
From: Laura Smith, Clinical Supervisor/Social Worker
Date: September 16, 2026
Subj: Clinical/Behavioral Report

Community (Strategic Plan Goal 5 & 6)

- Social Emotional Learning (SEL) - The fall 2026 Insight SELweb assessment planning meeting will be completed shortly. Once the assessment window is confirmed the student assessments will be completed by 10/31/26. We will review the fall data and analyze our findings which will be used by teachers to inform their SEL instruction, and connect to needed resources for their grade levels. Also, the data will be used in conjunction with the Primary Mental Health Grant to identify intervention needs.
- Collaboration with the Department of Children and Families liaisons, and other outside mental health resources to support children and families in need in our school community. Meet and plan with parents to connect with needed mental health resources for their children and families.
- Our Attendance Team will begin to meet this month to resume our engagement and planning with families to identify strategies to reduce barriers to school attendance. Our team planning for this academic year will include reviewing our preventive practices and incentives, and building upon our success over the past few academic years.
- Collaboration with regional McKinney-Vento liaisons, our Transportation Director and other outside resources to support students and families experiencing homelessness in our school district. Upcoming McKinney-Vento Liaison Team Meeting 9/16/26.
- Weekly team meetings -Collaboration, planning, and response with tiered teams to support PBIS, SEL, and Restorative Practices integration path. Behavior data team review and action planning.
- Behavioral data 2025-2026:

Number of Administrator-Managed Referrals by Month										
Aug	Sept	Oct	Nov	Dec	Jan	Feb	Mar	Apr	May	Jun
0										

- LPC Grant 2025-2026 -LPC grant is being completed and is due 9/30/26.

- **Faculty & Staff (Strategic Plan Goal 2, 3, 4)**
- The August back to school cookout and September Open House were well attended by families.
- PDEC - Awaiting meeting schedule
- Health & Safety Meeting - WIll be scheduled for the 2026-2027 academic year.

Financial/Budget Discussions

Wednesday September 17, 2026

1. **Fiscal Year 2026-2027**
    a. Projections: Budget tracker attached. The BOE approved using $129,402 from the 2% account to cover a previously grant-funded Guidance Counselor and a $50,000 contractual adjustment related to the 26-pay cycle.
    b. Current projections, utilizing the full $129,402, show a remaining balance of $38,000. Tuitions have been very fluid and we are closely monitoring all new enrollments. There are many moving parts this time of year.
    c. Major impacts to budget as of 8/31/26
        i. Benefits under budget by $103,711
            1. Projected insurance increase was 11% at time of budget creation, based on recommendation from our broker. The final increase came in at 8%.
            2. Enrollment changes: 2 less Dual enrollments - savings $56,060
        ii. Tuition to other schools over budget by $112,365
            1. 1 outplacement unenrolled (-$56,970)
            2. 1 new outplacement ($125,000, offset by Excess Cost reimbursement, +$60,000)
            3. 1 new KHS special services (est. +$20,000)
            4. 1 new NFA special services (est. +$50,000)
            5. 4 new PHS enrollments ($$60,000)
    d. Grants
        i. NEW Special Education High-Quality Incentives Grant $281,257 - one year grant, cannot supplant
            1. Special Education Teacher - ad posted, currently utilizing substitute teacher
            2. RBT - hired new
            3. Paraeducator - ad posted, still vacant
            4. All benefits, training and professional development, technology upgrades, and new programming

2. **Non-Lapsing Account**
    a. Beginning balance (after 2024-25 audit): $777,732
    b. Supplemental Education Aid: +$126,984 (Approved by BOF)
    c. Pending 2025-26 audit: +$144,751
    d. Amount approved to offset 2026-27 budget: -$129,402
    e. Projected ending balance: $920,065

3. **Special Education Reserve**
    a. Balance: $500,000

Sterling Board of Education

Reprint Check Listing

Fiscal Year: **2026-2027**

Criteria:

Bank Account: BOE - Bank Hometown 490404101

From Date: 08/01/2026 **To Date:** 08/31/2026
From Check: **To Check:**
From Voucher: **To Voucher:**

Check Number	Date	Payee	Amount	Voucher	Status	Type	Cleared?	Clear Date	Void Date
1978	08/06/2026	NCS PEARSON	$330.04		Printed	Expense	☐		
2024	08/06/2026	NCS PEARSON	$1,046.75		Printed	Expense	☐		
2059	08/03/2026	NCS PEARSON	$62.40		Printed	Expense	☐		
2084	08/03/2026	NCS PEARSON	$50.99		Printed	Expense	☐		
202139	08/14/2026	AMAZON CAPITAL SERVICES	$251.31	1011	Printed	Expense	☐		
202140	08/14/2026	ANDERSON MOTORS, INC.	$2,326.18	1011	Printed	Expense	☐		
202141	08/14/2026	BREEZELINE	$777.60	1011	Printed	Expense	☐		
202142	08/14/2026	CASELLA WASTE	$651.58	1011	Printed	Expense	☐		
202143	08/14/2026	CF MASTER LESSEE MT LLC	$3,023.20	1011	Printed	Expense	☐		
202144	08/14/2026	CORPORATE BILLING LLC	$738.91	1011	Printed	Expense	☐		
202145	08/14/2026	DEVIVO COMPANIES	$1,428.14	1011	Printed	Expense	☐		
202146	08/14/2026	EVERSOURCE	$4,862.27	1011	Printed	Expense	☐		
202147	08/14/2026	HEALTHCALL MEDICAL CENTER LLC	$150.00	1011	Printed	Expense	☐		
202148	08/14/2026	JOHNSON CONTROLS FIRE PROTECTION LP	$1,875.00	1011	Printed	Expense	☐		
202149	08/14/2026	KAINEN, ESCALERA AND MCHALE PC	$84.00	1011	Printed	Expense	☐		
202150	08/14/2026	LF POWERS CO INC	$649.20	1011	Printed	Expense	☐		
202151	08/14/2026	RICOH USA, INC	$875.05	1011	Printed	Expense	☐		
202152	08/14/2026	SERVICE MANAGEMENT GROUP LLC	$15,110.00	1011	Printed	Expense	☐		
202153	08/14/2026	SHARP TRAINING INC	$14,620.00	1011	Printed	Expense	☐		
202154	08/14/2026	SULLIVAN TIRE	$539.08	1011	Printed	Expense	☐		
202155	08/14/2026	THE MASTER TEACHER, INC	$511.30	1011	Printed	Expense	☐		
202156	08/14/2026	VANDI AUTO SUPPLY	$406.08	1011	Printed	Expense	☐		

Reprint Check Listing

Fiscal Year: 2026-2027

Criteria:

Bank Account: BOE - Bank Hometown 490404101

From Date: 08/01/2026 **To Date:** 08/31/2026
From Check: **To Check:**
From Voucher: **To Voucher:**

Check Number	Date	Payee	Amount	Voucher	Status	Type	Cleared?	Clear Date	Void Date
202157	08/14/2026	VENTURE COMMUNICATIONS & SECURITY LLC	$1,530.00	1011	Printed	Expense	☐		
202158	08/14/2026	WATERFORD COUNTRY SCHOOL, INC.	$4,983.51	1011	Printed	Expense	☐		
202159	08/26/2026	VANDI AUTO SUPPLY	$52.22	1111	Printed	Expense	☐		
202160	08/31/2026	AETNA HEALTH MANAGEMENT LLC	$173.44	1013	Printed	Expense	☐		
202161	08/31/2026	ANTHEM BLUE CROSS/BLUE SHIELD	$98,015.20	1013	Printed	Expense	☐		
202162	08/31/2026	CHLIC.	$3,842.73	1013	Printed	Expense	☐		
202163	08/31/2026	SILVERSCRIPT INSURANCE COMPANY	$280.74	1013	Printed	Expense	☐		
202164	08/31/2026	THE STANDARD INSURANCE COMPANY	$834.40	1013	Printed	Expense	☐		
202165	08/31/2026	ALLSTATE	$52.84	1014	Printed	Expense	☐		
202166	08/31/2026	AMERIPRISE FINANCIAL SERVICES, INC	$570.37	1014	Printed	Expense	☐		
202167	08/31/2026	AXA EQUITABLE	$592.17	1014	Printed	Expense	☐		
202168	08/31/2026	CAPITAL BANK & TRUST COMPANY	$4,091.80	1014	Printed	Expense	☐		
202169	08/31/2026	FIDELITY INVESTMENTS	$800.00	1014	Printed	Expense	☐		
202170	08/31/2026	HORACE MANN LIFE INSURANCE COMPANY	$2,862.28	1014	Printed	Expense	☐		
202171	08/31/2026	METLIFE	$188.23	1014	Printed	Expense	☐		
202172	08/31/2026	METLIFE 0837050	$110.00	1014	Printed	Expense	☐		
202173	08/31/2026	UPSEU 05745	$36.76	1014	Printed	Expense	☐		
202174	08/31/2026	ADAM LAMAKE	$329.00	1015	Printed	Expense	☐		
202175	08/31/2026	AMAZON CAPITAL SERVICES	$490.32	1015	Printed	Expense	☐		
202176	08/31/2026	AWARDS AND PRINTING	$135.00	1015	Printed	Expense	☐		
202177	08/31/2026	CF MASTER LESSEE MT LLC	$2,716.32	1015	Printed	Expense	☐		

Reprint Check Listing

Fiscal Year: 2026-2027

Criteria:

Bank Account: BOE - Bank Hometown 490404101

From Date: 08/01/2026 **To Date:** 08/31/2026
From Check: **To Check:**
From Voucher: **To Voucher:**

Check Number	Date	Payee	Amount	Voucher	Status	Type	Cleared?	Clear Date	Void Date
202178	08/31/2026	COSTA	$320.00	1015	Printed	Expense	☐		
202179	08/31/2026	EASTCONN	$1,332.75	1015	Printed	Expense	☐		
202180	08/31/2026	EVERSOURCE	$3,541.69	1015	Printed	Expense	☐		
202181	08/31/2026	FRANK CHAMBERLAND AGENCY	$100.00	1015	Printed	Expense	☐		
202182	08/31/2026	FRIEND, THEODORE F	$90.13	1015	Printed	Expense	☐		
202183	08/31/2026	JAKE MACKINNON	$990.00	1015	Printed	Expense	☐		
202184	08/31/2026	PITNEY BOWES (METER)	$244.20	1015	Printed	Expense	☐		
202185	08/31/2026	RADIX TECH INC	$2,175.66	1015	Printed	Expense	☐		
202186	08/31/2026	SAWMILL SHEET METAL LLC	$2,270.52	1015	Printed	Expense	☐		
202187	08/31/2026	SERVICE MANAGEMENT GROUP LLC	$15,110.00	1015	Printed	Expense	☐		
202188	08/31/2026	THE LIGHTHOUSE	$36,193.70	1015	Printed	Expense	☐		
202189	08/31/2026	TOWN OF STERLING	$50.00	1015	Printed	Expense	☐		
202190	08/31/2026	TYLER TECHNOLOGIES, INC.	$14,613.49	1015	Printed	Expense	☐		
202191	08/31/2026	UNIVERSITY OF OREGON	$875.00	1015	Printed	Expense	☐		
202192	08/31/2026	US BANK VOYAGER FLEET SYS	$1,188.54	1015	Printed	Expense	☐		
202193	08/31/2026	VENTURE COMMUNICATIONS & SECURITY LLC	$171.14	1015	Printed	Expense	☐		
202194	08/31/2026	VERIZON WIRELESS	$262.69	1015	Printed	Expense	☐		
202195	08/31/2026	W B MASON CO INC	$22.47	1015	Printed	Expense	☐		
		Total Amount:	$252,608.39						

End of Report

Sterling Board of Education

Budget and Expenses - BOE

From Date: 7/1/2026 To Date: 9/10/2026

Fiscal Year: 2026-2027

☐ Subtotal by Collapse Mask ☐ Include pre encumbrance ☐ Print accounts with zero balance ☑ Filter Encumbrance Detail by Date Range

☐ Exclude Inactive Accounts with zero balance ☐ Include All Encumbrances

Account Number	Description	GL Budget	Range To Date	YTD	Balance	Encumbrance	Budget Balance	% Bud
A.1000.111.01.000.00.71	Certified Personnel	$1,716,649.00	$202,048.60	$202,048.60	$1,514,600.40	$1,607,195.46	($92,595.06)	-5.39%
A.1000.111.03.000.00.71	Certified Substitutes	$60,000.00	$0.00	$0.00	$60,000.00	$60,000.00	$0.00	0.00%
A.1000.112.01.000.00.71	Non Certified Personnel	$99,842.00	$0.00	$0.00	$99,842.00	$99,842.00	$0.00	0.00%
A.1000.210.00.000.00.71	E/B Insurance	$510,986.00	$27,480.66	$27,480.66	$483,505.34	$461,975.96	$21,529.38	4.21%
A.1000.220.00.000.00.70	E/B FICA/Medicare	$37,119.00	$2,697.31	$2,697.31	$34,421.69	$0.00	$34,421.69	92.73%
A.1000.240.00.000.00.71	E/B Other (Course Reim)	$6,000.00	$0.00	$0.00	$6,000.00	$0.00	$6,000.00	100.00%
A.1000.320.01.000.00.71	Professional Development - Cer	$7,500.00	$130.00	$130.00	$7,370.00	$0.00	$7,370.00	98.27%
A.1000.330.01.106.00.71	Music Professional Services	$500.00	$0.00	$0.00	$500.00	$0.00	$500.00	100.00%
A.1000.590.00.000.00.71	Printing	$500.00	$0.00	$0.00	$500.00	$0.00	$500.00	100.00%
A.1000.611.00.101.00.71	Language Arts Instructional Su	$200.00	$0.00	$0.00	$200.00	$0.00	$200.00	100.00%
A.1000.611.01.000.00.71	Instructional Supplies	$10,000.00	$81.27	$81.27	$9,918.73	$256.08	$9,662.65	96.63%
A.1000.611.01.102.00.71	Math Instructional Supplies	$1,000.00	$0.00	$0.00	$1,000.00	$0.00	$1,000.00	100.00%
A.1000.611.01.103.00.71	Science Instructional Supplies	$2,700.00	$0.00	$0.00	$2,700.00	$0.00	$2,700.00	100.00%
A.1000.611.01.105.00.71	Art Instructional Supplies	$2,000.00	$0.00	$0.00	$2,000.00	$0.00	$2,000.00	100.00%
A.1000.611.01.106.00.71	Music Instructional Supplies	$1,200.00	$0.00	$0.00	$1,200.00	$0.00	$1,200.00	100.00%
A.1000.611.01.107.00.71	Health Instructional Supplies	$200.00	$0.00	$0.00	$200.00	$0.00	$200.00	100.00%
A.1000.611.01.108.00.71	PE Instructional Supplies	$500.00	$0.00	$0.00	$500.00	$0.00	$500.00	100.00%
A.1000.611.01.109.00.71	World Language Instructional S	$500.00	$329.00	$329.00	$171.00	$0.00	$171.00	34.20%
A.1000.641.01.000.00.71	Textbooks	$1,000.00	$0.00	$0.00	$1,000.00	$0.00	$1,000.00	100.00%
A.1000.642.01.000.00.71	Consumable Workbooks	$500.00	$0.00	$0.00	$500.00	$0.00	$500.00	100.00%
A.1000.650.00.000.00.71	Educational Software Licenses/	$41,800.00	$875.00	$875.00	$40,925.00	$40,668.51	$256.49	0.61%
A.1000.730.00.000.00.71	Instructional Equipment	$1,000.00	$0.00	$0.00	$1,000.00	$0.00	$1,000.00	100.00%
A.1000.739.00.000.00.71	Copier Leases, Fees, Supplies	$19,500.00	$1,172.97	$1,172.97	$18,327.03	$14,243.17	$4,083.86	20.94%
A.1000.739.01.106.00.71	Music Equipment	$1,000.00	$0.00	$0.00	$1,000.00	$0.00	$1,000.00	100.00%
A.1000.890.00.000.00.71	Dues & Fees	$650.00	$0.00	$0.00	$650.00	$0.00	$650.00	100.00%
	Func: Regular Program - 1000	$2,522,846.00	$234,814.81	$234,814.81	$2,288,031.19	$2,284,181.18	$3,850.01	0.15%
A.1200.111.00.000.00.71	Special Education Director	$79,928.00	$9,988.80	$9,988.80	$69,939.20	$69,938.30	$0.90	0.00%
A.1200.111.01.000.00.71	Certified Personnel	$586,355.00	$55,562.66	$55,562.66	$530,792.34	$529,859.20	$933.14	0.16%
A.1200.112.01.000.00.71	Non Certified Personnel	$251,439.00	$7,311.72	$7,311.72	$244,127.28	$260,990.07	($16,862.79)	-6.71%
A.1200.112.02.000.00.71	Non Certified Substitutes	$6,000.00	$0.00	$0.00	$6,000.00	$6,000.00	$0.00	0.00%
A.1200.210.00.000.00.71	E/B Insurance	$285,473.00	$9,546.09	$9,546.09	$275,926.91	$245,742.66	$30,184.25	10.57%
A.1200.220.00.000.00.70	E/B FICA/Medicare	$29,355.00	$1,325.16	$1,325.16	$28,029.84	$0.00	$28,029.84	95.49%
A.1200.240.00.000.00.71	E/B Other	$9,342.00	$924.24	$924.24	$8,417.76	$4,621.20	$3,796.56	40.64%
A.1200.320.00.000.00.71	Professional Development - Cer	$2,000.00	$185.00	$185.00	$1,815.00	$1,040.00	$775.00	38.75%
A.1200.322.01.000.00.71	Professional Dev - Non Cert	$1,800.00	$0.00	$0.00	$1,800.00	$0.00	$1,800.00	100.00%
A.1200.330.00.000.00.71	Professional & Technical Svcs	$15,000.00	$0.00	$0.00	$15,000.00	$8,338.26	$6,661.74	44.41%
A.1200.330.01.000.00.71	Evaluation Services	$10,000.00	$0.00	$0.00	$10,000.00	$0.00	$10,000.00	100.00%
A.1200.330.02.000.00.71	Assistive Technology	$3,000.00	$0.00	$0.00	$3,000.00	$0.00	$3,000.00	100.00%
A.1200.580.00.000.00.71	Travel	$750.00	$0.00	$0.00	$750.00	$0.00	$750.00	100.00%
A.1200.611.01.000.00.71	Instructional Supplies	$2,000.00	$866.25	$866.25	$1,133.75	$0.00	$1,133.75	56.69%
A.1200.611.02.000.00.71	Testing Supplies	$3,000.00	$0.00	$0.00	$3,000.00	$2,550.00	$450.00	15.00%
A.1200.630.00.000.00.71	Special Ed Incentive	$1,200.00	$0.00	$0.00	$1,200.00	$0.00	$1,200.00	100.00%
A.1200.641.02.000.00.71	Consumable Workbooks	$500.00	$0.00	$0.00	$500.00	$0.00	$500.00	100.00%
A.1200.650.00.000.00.71	Educational Software Licenses/	$2,225.00	$0.00	$0.00	$2,225.00	$2,165.00	$60.00	2.70%
A.1200.690.00.000.00.72	Other Supplies & Materials	$1,000.00	$75.58	$75.58	$924.42	$0.00	$924.42	92.44%
A.1200.700.00.000.00.71	Equipment	$2,000.00	$0.00	$0.00	$2,000.00	$2,000.00	$0.00	0.00%
A.1200.890.00.000.00.71	Dues & Fees	$775.00	$250.00	$250.00	$525.00	$0.00	$525.00	67.74%
	Func: Special Education Program - 1200	$1,293,142.00	$86,035.50	$86,035.50	$1,207,106.50	$1,133,244.69	$73,861.81	5.71%
A.2130.111.01.000.00.71	School Nurse	$59,954.00	$8,916.00	$8,916.00	$51,038.00	$49,038.00	$2,000.00	3.34%

Budget and Expenses - BOE

From Date: 7/1/2026 To Date: 9/10/2026

Fiscal Year: 2026-2027

☐ Subtotal by Collapse Mask ☐ Include pre encumbrance ☐ Print accounts with zero balance ☑ Filter Encumbrance Detail by Date Range

☐ Exclude Inactive Accounts with zero balance ☐ Include All Encumbrances

Account Number	Description	GL Budget	Range To Date	YTD	Balance	Encumbrance	Budget Balance	% Bud
A.2130.111.03.000.00.71	School Nurse Substitutes	$2,625.00	$0.00	$0.00	$2,625.00	$2,625.00	$0.00	0.00%
A.2130.210.00.000.00.71	E/B Insurance	$967.00	$51.03	$51.03	$915.97	$588.99	$326.98	33.81%
A.2130.220.00.000.00.70	E/B FICA/Medicare	$4,586.00	$850.26	$850.26	$3,735.74	$0.00	$3,735.74	81.46%
A.2130.240.00.000.00.71	E/B Other	$1,799.00	$289.78	$289.78	$1,509.22	$1,448.90	$60.32	3.35%
A.2130.322.01.000.00.71	Professional Dev - Non Cert	$500.00	$0.00	$0.00	$500.00	$0.00	$500.00	100.00%
A.2130.330.00.000.00.71	Professional & Technical Svcs	$3,450.00	$2,000.00	$2,000.00	$1,450.00	$785.00	$665.00	19.28%
A.2130.690.00.000.00.71	Health Office Supplies	$3,000.00	$107.83	$107.83	$2,892.17	$310.98	$2,581.19	86.04%
A.2130.739.00.000.00.71	Health Office Equipment	$750.00	$0.00	$0.00	$750.00	$0.00	$750.00	100.00%
	Func: Health Office - 2130	$77,631.00	$12,214.90	$12,214.90	$65,416.10	$54,796.87	$10,619.23	13.68%
A.2190.111.01.000.00.71	Certified Personnel	$41,588.00	$6,211.68	$6,211.68	$35,376.32	$35,189.24	$187.08	0.45%
A.2190.220.00.000.00.70	E/B FICA/Medicare	$3,181.00	$475.20	$475.20	$2,705.80	$0.00	$2,705.80	85.06%
A.2190.320.00.000.00.71	Professional Development	$500.00	$0.00	$0.00	$500.00	$0.00	$500.00	100.00%
A.2190.323.00.000.00.71	PT Contracted Services	$35,000.00	$0.00	$0.00	$35,000.00	$35,000.00	$0.00	0.00%
A.2190.611.00.000.00.71	PT/OT Supplies	$500.00	$0.00	$0.00	$500.00	$0.00	$500.00	100.00%
A.2190.730.00.000.00.71	PT/OT Equipment	$500.00	$0.00	$0.00	$500.00	$0.00	$500.00	100.00%
	Func: Physical/Occupational Therapy - 2190	$81,269.00	$6,686.88	$6,686.88	$74,582.12	$70,189.24	$4,392.88	5.41%
A.2220.112.00.000.00.71	Non-Certified Personnel	$23,075.00	$0.00	$0.00	$23,075.00	$23,075.00	$0.00	0.00%
A.2220.220.00.000.00.70	E/B FICA/Medicare	$1,765.00	$0.00	$0.00	$1,765.00	$0.00	$1,765.00	100.00%
A.2220.330.00.000.00.71	Professional & Technical Servi	$250.00	$0.00	$0.00	$250.00	$0.00	$250.00	100.00%
A.2220.642.00.000.00.71	Books/Periodicals	$3,000.00	$0.00	$0.00	$3,000.00	$0.00	$3,000.00	100.00%
A.2220.690.00.000.00.71	Other Supplies & Materials	$500.00	$0.00	$0.00	$500.00	$0.00	$500.00	100.00%
	Func: Educational Media - 2220	$28,590.00	$0.00	$0.00	$28,590.00	$23,075.00	$5,515.00	19.29%
A.2230.112.00.000.00.71	IT Personnel	$71,818.00	$13,425.84	$13,425.84	$58,392.16	$58,392.15	$0.01	0.00%
A.2230.112.01.000.00.71	IT Aide	$38,949.00	$8,369.08	$8,369.08	$30,579.92	$30,579.92	$0.00	0.00%
A.2230.210.00.000.00.71	E/B Insurance	$11,296.00	$461.45	$461.45	$10,834.55	$12,768.72	($1,934.17)	-17.12%
A.2230.220.00.000.00.70	E/B FICA/Medicare	$8,474.00	$1,667.32	$1,667.32	$6,806.68	$0.00	$6,806.68	80.32%
A.2230.240.00.000.00.70	E/B Other	$2,155.00	$436.34	$436.34	$1,718.66	$2,181.70	($463.04)	-21.49%
A.2230.320.00.000.00.71	Professional Development	$1,000.00	$0.00	$0.00	$1,000.00	$0.00	$1,000.00	100.00%
A.2230.330.00.000.00.71	Professional & Technical Servi	$5,000.00	$283.90	$283.90	$4,716.10	$1,584.00	$3,132.10	62.64%
A.2230.430.00.000.00.71	Repairs & Maintenance - Hardwa	$2,200.00	$751.22	$751.22	$1,448.78	$600.12	$848.66	38.58%
A.2230.690.00.000.00.71	Other Supplies & Materials	$2,500.00	$55.75	$55.75	$2,444.25	$0.00	$2,444.25	97.77%
A.2230.730.00.000.00.71	Computer Hardware & Peripheral	$16,000.00	$153.27	$153.27	$15,846.73	$195.18	$15,651.55	97.82%
A.2230.731.00.000.00.71	Computer Software	$18,706.00	$2,175.66	$2,175.66	$16,530.34	$10,750.00	$5,780.34	30.90%
	Func: Information Technology - 2230	$178,098.00	$27,779.83	$27,779.83	$150,318.17	$117,051.79	$33,266.38	18.68%
A.2310.112.01.000.00.71	BOE Administrative Assistant	$60,283.00	$9,458.92	$9,458.92	$50,824.08	$50,824.08	$0.00	0.00%
A.2310.112.02.000.00.71	Board of Education Clerk	$1,200.00	$0.00	$0.00	$1,200.00	$1,200.00	$0.00	0.00%
A.2310.210.00.000.00.71	E/B Insurance	$29,004.00	$571.33	$571.33	$28,432.67	$26,813.13	$1,619.54	5.58%
A.2310.220.00.000.00.70	E/B FICA/Medicare	$4,703.00	$723.60	$723.60	$3,979.40	$0.00	$3,979.40	84.61%
A.2310.230.00.000.00.71	Workers Compensation Ins	$40,000.00	$9,800.70	$9,800.70	$30,199.30	$34,628.30	($4,429.00)	-11.07%
A.2310.240.00.000.00.71	E/B Other	$1,792.00	$640.74	$640.74	$1,151.26	$3,203.70	($2,052.44)	-114.53%
A.2310.250.00.000.00.71	Unemployment Compensation	$5,000.00	$0.00	$0.00	$5,000.00	$1.00	$4,999.00	99.98%
A.2310.330.01.000.00.71	Legal Services	$10,000.00	$756.00	$756.00	$9,244.00	$9,244.00	$0.00	0.00%
A.2310.330.03.000.00.71	Other Professional & Tech Svcs	$17,500.00	$0.00	$0.00	$17,500.00	$17,175.52	$324.48	1.85%
A.2310.520.01.000.00.71	Fidelity Bond	$100.00	$100.00	$100.00	$0.00	$0.00	$0.00	0.00%
A.2310.520.02.000.00.71	Errors and Omissions Insurance	$9,108.00	$8,840.00	$8,840.00	$268.00	$0.00	$268.00	2.94%
A.2310.580.00.000.00.71	Travel	$100.00	$0.00	$0.00	$100.00	$0.00	$100.00	100.00%
A.2310.590.01.000.00.71	Communications/Postage	$5,000.00	$263.32	$263.32	$4,736.68	$732.60	$4,004.08	80.08%

Budget and Expenses - BOE

From Date: 7/1/2026 To Date: 9/10/2026

Fiscal Year: 2026-2027

☐ Subtotal by Collapse Mask ☐ Include pre encumbrance ☐ Print accounts with zero balance ☑ Filter Encumbrance Detail by Date Range

☐ Exclude Inactive Accounts with zero balance ☐ Include All Encumbrances

Account Number	Description	GL Budget	Range To Date	YTD	Balance	Encumbrance	Budget Balance	% Bud
A.2310.590.02.000.00.71	Advertising	$2,750.00	$0.00	$0.00	$2,750.00	$780.00	$1,970.00	71.64%
A.2310.590.04.000.00.71	Community Engagement	$2,000.00	$787.53	$787.53	$1,212.47	$20.00	$1,192.47	59.62%
A.2310.650.00.000.00.71	Software Licenses & Support	$22,263.00	$16,673.49	$16,673.49	$5,589.51	$4,014.00	$1,575.51	7.08%
A.2310.690.00.000.00.71	BOE Other Supplies & Materials	$1,000.00	$135.00	$135.00	$865.00	$0.00	$865.00	86.50%
A.2310.890.00.000.00.71	Dues & Fees	$1,600.00	$1,250.00	$1,250.00	$350.00	$0.00	$350.00	21.88%
	Func: Board of Education - 2310	$213,403.00	$50,000.63	$50,000.63	$163,402.37	$148,636.33	$14,766.04	6.92%
A.2320.111.00.000.00.71	Superintendent	$107,682.00	$18,874.04	$18,874.04	$88,807.96	$88,807.22	$0.74	0.00%
A.2320.220.00.000.00.70	E/B FICA/Medicare	$1,561.00	$273.68	$273.68	$1,287.32	$0.00	$1,287.32	82.47%
A.2320.320.00.000.00.71	Professional Development - Cer	$500.00	$0.00	$0.00	$500.00	$0.00	$500.00	100.00%
A.2320.580.00.000.00.71	Travel	$250.00	$0.00	$0.00	$250.00	$0.00	$250.00	100.00%
A.2320.690.00.000.00.71	Superintendent Off Supplies	$750.00	$90.13	$90.13	$659.87	$0.00	$659.87	87.98%
A.2320.739.00.000.00.71	Other Equipment	$750.00	$0.00	$0.00	$750.00	$0.00	$750.00	100.00%
A.2320.890.00.000.00.71	Dues & Fees	$4,500.00	$400.00	$400.00	$4,100.00	$3,474.00	$626.00	13.91%
	Func: Superintendent's Office - 2320	$115,993.00	$19,637.85	$19,637.85	$96,355.15	$92,281.22	$4,073.93	3.51%
A.2400.111.00.000.00.71	Principal	$144,910.00	$22,293.84	$22,293.84	$122,616.16	$122,616.15	$0.01	0.00%
A.2400.111.01.000.00.71	Clinical Supervisor	$59,888.00	$9,213.48	$9,213.48	$50,674.52	$50,674.27	$0.25	0.00%
A.2400.112.00.000.00.71	Non Certified Personnel	$110,595.00	$16,937.60	$16,937.60	$93,657.40	$93,656.80	$0.60	0.00%
A.2400.210.00.000.00.71	E/B Insurance	$79,619.00	$3,832.75	$3,832.75	$75,786.25	$68,074.22	$7,712.03	9.69%
A.2400.220.00.000.00.70	E/B FICA/Medicare	$11,430.00	$1,752.60	$1,752.60	$9,677.40	$0.00	$9,677.40	84.67%
A.2400.240.00.000.00.71	E/B Other	$5,965.00	$1,024.00	$1,024.00	$4,941.00	$5,120.00	($179.00)	-3.00%
A.2400.320.00.000.00.71	Professional Development - Cer	$1,500.00	$0.00	$0.00	$1,500.00	$0.00	$1,500.00	100.00%
A.2400.330.00.000.00.71	Professional & Technical Svcs	$250.00	$0.00	$0.00	$250.00	$0.00	$250.00	100.00%
A.2400.580.00.000.00.71	Travel	$300.00	$0.00	$0.00	$300.00	$0.00	$300.00	100.00%
A.2400.590.01.000.00.71	Principal's Engagement	$1,500.00	$1,233.98	$1,233.98	$266.02	$0.00	$266.02	17.73%
A.2400.650.00.000.00.71	Educational Software Licenses/	$12,000.00	$0.00	$0.00	$12,000.00	$10,744.74	$1,255.26	10.46%
A.2400.690.00.000.00.71	Other Supplies & Materials	$3,000.00	$44.94	$44.94	$2,955.06	$449.70	$2,505.36	83.51%
A.2400.890.00.000.00.71	Dues & Fees	$1,000.00	$0.00	$0.00	$1,000.00	$404.00	$596.00	59.60%
	Func: Building Administrators - 2400	$431,957.00	$56,333.19	$56,333.19	$375,623.81	$351,739.88	$23,883.93	5.53%
A.2510.112.01.000.00.71	Business Manager	$103,000.00	$15,846.16	$15,846.16	$87,153.84	$87,153.85	($0.01)	0.00%
A.2510.210.00.000.00.71	E/B Insurance	$36,944.00	($1,185.62)	($1,185.62)	$38,129.62	$33,192.11	$4,937.51	13.36%
A.2510.220.00.000.00.70	E/B FICA/Medicare	$7,880.00	$1,212.24	$1,212.24	$6,667.76	$0.00	$6,667.76	84.62%
A.2510.240.00.000.00.71	E/B Other	$7,090.00	$515.00	$515.00	$6,575.00	$2,575.00	$4,000.00	56.42%
A.2510.330.02.000.00.71	Professional & Technical Svcs	$38,500.00	$4,292.89	$4,292.89	$34,207.11	$33,537.11	$670.00	1.74%
A.2510.580.00.000.00.71	Travel	$750.00	$0.00	$0.00	$750.00	$0.00	$750.00	100.00%
A.2510.690.00.000.00.71	Fiscal Office Supplies	$500.00	$167.59	$167.59	$332.41	$0.00	$332.41	66.48%
A.2510.739.00.000.00.71	Fiscal Office Equipment	$100.00	$0.00	$0.00	$100.00	$0.00	$100.00	100.00%
A.2510.890.00.000.00.71	Dues & Fees	$1,350.00	$0.00	$0.00	$1,350.00	$1,884.00	($534.00)	-39.56%
	Func: Fiscal & Business Office - 2510	$196,114.00	$20,848.26	$20,848.26	$175,265.74	$158,342.07	$16,923.67	8.63%
A.2600.112.01.000.00.71	Facilities Director	$71,027.00	$10,927.24	$10,927.24	$60,099.76	$60,099.77	($0.01)	0.00%
A.2600.177.01.000.00.71	Security Officer	$2,000.00	$0.00	$0.00	$2,000.00	$2,000.00	$0.00	0.00%
A.2600.210.00.000.00.71	E/B Insurance	$166.00	$43.20	$43.20	$122.80	$122.40	$0.40	0.24%
A.2600.220.00.000.00.70	E/B FICA/Medicare	$5,434.00	$835.92	$835.92	$4,598.08	$0.00	$4,598.08	84.62%
A.2600.240.00.000.00.71	E/B Other	$2,131.00	$355.14	$355.14	$1,775.86	$1,775.70	$0.16	0.01%
A.2600.410.01.000.00.71	Electricity	$110,000.00	$17,453.84	$17,453.84	$92,546.16	$91,439.84	$1,106.32	1.01%
A.2600.410.02.000.00.71	Rubbish Removal/Recycling	$9,000.00	$1,303.16	$1,303.16	$7,696.84	$6,515.80	$1,181.04	13.12%
A.2600.410.03.000.00.71	Water	$2,500.00	$811.00	$811.00	$1,689.00	$1,689.00	$0.00	0.00%
A.2600.410.04.000.00.71	Sewer	$27,000.00	$14,022.00	$14,022.00	$12,978.00	$14,022.00	($1,044.00)	-3.87%

Budget and Expenses - BOE

From Date: 7/1/2026 To Date: 9/10/2026

Fiscal Year: 2026-2027

☐ Subtotal by Collapse Mask ☐ Include pre encumbrance ☐ Print accounts with zero balance ☑ Filter Encumbrance Detail by Date Range

☐ Exclude Inactive Accounts with zero balance ☐ Include All Encumbrances

Account Number	Description	GL Budget	Range To Date	YTD	Balance	Encumbrance	Budget Balance	% Bud
A.2600.430.01.000.00.71	Maintenance Contracts	$193,000.00	$52,077.20	$52,077.20	$140,922.80	$141,441.86	($519.06)	-0.27%
A.2600.430.02.000.00.71	Plant Operation & Maintenance	$10,000.00	$3,855.14	$3,855.14	$6,144.86	$960.14	$5,184.72	51.85%
A.2600.520.00.000.00.71	Plant Insurance	$45,223.00	$43,905.00	$43,905.00	$1,318.00	$0.00	$1,318.00	2.91%
A.2600.590.01.000.00.71	Telephone	$13,000.00	$2,064.77	$2,064.77	$10,935.23	$13,997.30	($3,062.07)	-23.55%
A.2600.613.00.000.00.71	Maintenance Supplies	$12,500.00	$12,578.88	$12,578.88	($78.88)	$0.00	($78.88)	-0.63%
A.2600.620.00.000.00.71	Heating Oil	$51,288.00	$0.00	$0.00	$51,288.00	$51,288.00	$0.00	0.00%
A.2600.739.00.000.00.71	Maintenance Equipment	$500.00	$0.00	$0.00	$500.00	$0.00	$500.00	100.00%
	Func: Plant Operation & Maintenance - 2600	$554,769.00	$160,232.49	$160,232.49	$394,536.51	$385,351.81	$9,184.70	1.66%
A.2700.112.01.000.00.71	Bus Drivers	$258,092.00	$7,255.85	$7,255.85	$250,836.15	$225,946.55	$24,889.60	9.64%
A.2700.112.02.000.00.71	Bus Coordinator	$75,293.00	$11,583.52	$11,583.52	$63,709.48	$63,709.46	$0.02	0.00%
A.2700.112.03.000.00.71	Van Drivers	$158,078.00	$17,724.76	$17,724.76	$140,353.24	$145,102.46	($4,749.22)	-3.00%
A.2700.210.00.000.00.71	E/B Insurance	$91,875.00	$1,534.78	$1,534.78	$90,340.22	$66,166.98	$24,173.24	26.31%
A.2700.220.00.000.00.70	E/B FICA/Medicare	$37,597.00	$2,853.38	$2,853.38	$34,743.62	$0.00	$34,743.62	92.41%
A.2700.240.00.000.00.71	E/B Other	$2,259.00	$376.46	$376.46	$1,882.54	$1,882.30	$0.24	0.01%
A.2700.330.00.000.00.71	Professional & Technical Svcs	$2,000.00	$300.00	$300.00	$1,700.00	$1,560.00	$140.00	7.00%
A.2700.430.00.000.00.71	Transportation Maintenance	$45,000.00	$5,681.51	$5,681.51	$39,318.49	$0.00	$39,318.49	87.37%
A.2700.520.00.000.00.71	Vehicle Insurance	$19,248.00	$25,274.00	$25,274.00	($6,026.00)	$0.00	($6,026.00)	-31.31%
A.2700.625.00.000.00.71	Supplies - Oil, Washer Fluid,	$9,000.00	$2,272.81	$2,272.81	$6,727.19	$0.00	$6,727.19	74.75%
A.2700.626.00.000.00.71	Regular Fuel - Vans	$24,000.00	$3,229.83	$3,229.83	$20,770.17	$20,770.17	$0.00	0.00%
A.2700.627.00.000.00.71	Diesel Fuel - Buses	$38,082.00	$1,737.97	$1,737.97	$36,344.03	$36,344.03	$0.00	0.00%
A.2700.690.00.000.00.71	Other Supplies & Materials	$1,000.00	$375.92	$375.92	$624.08	$0.00	$624.08	62.41%
A.2700.739.00.000.00.71	Transportation Equipment	$1,000.00	$0.00	$0.00	$1,000.00	$0.00	$1,000.00	100.00%
A.2700.890.00.000.00.71	Dues & Fees	$1,500.00	$465.12	$465.12	$1,034.88	$130.00	$904.88	60.33%
	Func: Transportation - 2700	$764,024.00	$80,665.91	$80,665.91	$683,358.09	$561,611.95	$121,746.14	15.93%
A.3100.435.00.000.00.71	Repairs	$2,500.00	$0.00	$0.00	$2,500.00	$0.00	$2,500.00	100.00%
A.3100.570.00.000.00.71	Food Service Management	$33,000.00	$0.00	$0.00	$33,000.00	$33,000.00	$0.00	0.00%
A.3100.621.00.000.00.71	Propane	$1,500.00	$0.00	$0.00	$1,500.00	$0.00	$1,500.00	100.00%
A.3100.690.00.000.00.71	Supplies	$250.00	$0.00	$0.00	$250.00	$0.00	$250.00	100.00%
A.3100.700.00.000.00.71	Equipment	$250.00	$0.00	$0.00	$250.00	$0.00	$250.00	100.00%
	Func: Food Service Operations - 3100	$37,500.00	$0.00	$0.00	$37,500.00	$33,000.00	$4,500.00	12.00%
A.3200.111.00.000.00.71	Stipend Positions	$17,480.00	$0.00	$0.00	$17,480.00	$17,480.00	$0.00	0.00%
A.3200.111.01.000.00.71	Coaches Salaries	$17,480.00	$0.00	$0.00	$17,480.00	$17,480.00	$0.00	0.00%
A.3200.111.02.000.00.71	Afterschool Clubs Salaries	$22,560.00	$5,626.73	$5,626.73	$16,933.27	$0.00	$16,933.27	75.06%
A.3200.220.00.000.00.70	E/B FICA/Medicare	$2,674.00	$0.00	$0.00	$2,674.00	$0.00	$2,674.00	100.00%
A.3200.329.00.000.00.71	Officials	$3,000.00	$0.00	$0.00	$3,000.00	$0.00	$3,000.00	100.00%
A.3200.690.00.000.00.71	Activity Supplies & Materials	$3,000.00	$385.00	$385.00	$2,615.00	$125.93	$2,489.07	82.97%
A.3200.739.00.000.00.71	Activity Equipment	$2,500.00	$0.00	$0.00	$2,500.00	$0.00	$2,500.00	100.00%
A.3200.890.00.000.00.71	Dues & Fees	$500.00	$0.00	$0.00	$500.00	$0.00	$500.00	100.00%
	Func: Student Activities - 3200	$69,194.00	$6,011.73	$6,011.73	$63,182.27	$35,085.93	$28,096.34	40.61%
A.6110.561.01.000.00.73	Tuition: Plainfield	$672,303.00	$0.00	$0.00	$672,303.00	$700,481.76	($28,178.76)	-4.19%
A.6110.561.02.000.00.70	Adult Education	$10,246.00	$8,986.00	$8,986.00	$1,260.00	$0.00	$1,260.00	12.30%
A.6110.561.05.000.00.73	Tuition: Magnet, QMC, STEM	$88,169.00	$0.00	$0.00	$88,169.00	$84,985.00	$3,184.00	3.61%
A.6110.561.07.000.00.73	Tuition: Killingly, Other	$495,931.00	$0.00	$0.00	$495,931.00	$497,122.00	($1,191.00)	-0.24%
A.6110.562.00.000.00.72	S/E Tuition CT Public	$395,593.00	$0.00	$0.00	$395,593.00	$377,189.47	$18,403.53	4.65%
	Func: Tuition CT PUBLIC - 6110	$1,662,242.00	$8,986.00	$8,986.00	$1,653,256.00	$1,659,778.23	($6,522.23)	-0.39%
A.6130.563.00.000.00.72	S/E Tuition Non-Public	$779,268.00	$55,797.21	$55,797.21	$723,470.79	$642,747.65	$80,723.14	10.36%

Budget and Expenses - BOE

From Date: 7/1/2026 To Date: 9/10/2026

Fiscal Year: 2026-2027

☐ Subtotal by Collapse Mask ☐ Include pre encumbrance ☐ Print accounts with zero balance ☑ Filter Encumbrance Detail by Date Range

☐ Exclude Inactive Accounts with zero balance ☐ Include All Encumbrances

Account Number	Description	GL Budget	Range To Date	YTD	Balance	Encumbrance	Budget Balance	% Bud
A.6130.563.04.000.00.72	SEDAC - Excess Cost Reimbursem	($333,689.00)	$0.00	$0.00	($333,689.00)	($328,856.00)	($4,833.00)	1.45%
	Func: Tuition NON-PUBLIC - 6130	$445,579.00	$55,797.21	$55,797.21	$389,781.79	$313,891.65	$75,890.14	17.03%
	Grand Total:	$8,672,351.00	$826,045.19	$826,045.19	$7,846,305.81	$7,422,257.84	$424,047.97	4.89%

End of Report

Model	Serial Number	Status	Condition	Notes
HP Chromebook 14 G4	5CF6502Y5K	Deprovisioned	Inoperable	
HP Chromebook 14 G4	5CD6502WLJ	Deprovisioned	Inoperable	
HP Chromebook 14 G4	5CD6041272	Deprovisioned	Inoperable	
HP Chromebook 14 G5	5CD8097ZZD	Deprovisioned	Destroyed	
HP Chromebook 14A G5	5CD026HL2V	Deprovisioned	Inoperable	
HP Chromebook 14 G4	5CD6365MGS	Deprovisioned	Inoperable	
HP Chromebook 14 - SMB	5CD5312Y0X	Deprovisioned	Inoperable	
HP Chromebook 14 G4	5CD6365MFK	Deprovisioned	Inoperable	
HP Chromebook 14 G5	5CD8153LTW	Deprovisioned	Inoperable	
HP Chromebook 14A G5	5CD026HLG5	Deprovisioned	Inoperable	
HP Chromebook 14 G4	5CD604126Q	Deprovisioned	Inoperable	
HP Chromebook 14 G4	5CD5516378	Deprovisioned	Inoperable	
HP Chromebook 14A G5	5CD026HLH5	Deprovisioned	Inoperable	
HP Chromebook 14A G5	5CD026HLGT	Deprovisioned	Inoperable	
HP Chromebook 14 G5	5CD809804M	Deprovisioned	Inoperable	
HP Chromebook 14A G5	5CD92033WS	Deprovisioned	Inoperable	
HP Chromebook 14 G5	5CD81554XK	Deprovisioned	Inoperable	
HP Chromebook 14A G5	5CD92033WL	Deprovisioned	Inoperable	
HP Chromebook 14A G5	5CD026HL45	Deprovisioned	Inoperable	
HP Chromebook 14 G4	5CD60410SZ	Deprovisioned	Inoperable	
HP Chromebook 14 G4	5CD6365MDX	Deprovisioned	Inoperable	
HP Chromebook 14 G4	5CD6365MFS	Deprovisioned	Inoperable	
HP Chromebook 14 G4	5CD6041X6X	Deprovisioned	Inoperable	
HP Chromebook 14 - SMB	5CD4302966	Deprovisioned	Inoperable	
HP Chromebook 14 G4	5CD6365MG6	Deprovisioned	Inoperable	
HP Chromebook 14 G4	5CD5516291	Deprovisioned	Inoperable	
HP Chromebook 14 G4	5CD6364MNV	Deprovisioned	Inoperable	
HP Chromebook 14 G5	5CD81554XF	Deprovisioned	Inoperable	
HP Chromebook 14 G5	5CD809804F	Deprovisioned	Inoperable	
HP Chromebook 14 G5	5CD8356VZ5	Deprovisioned	Inoperable	
HP Chromebook 14 G5	5CD81554XG	Deprovisioned	Inoperable	
HP Chromebook 14 G4	5CD6041279	Deprovisioned	Inoperable	
HP Chromebook 14 G5	5CD8098027	Deprovisioned	Inoperable	
HP Chromebook 14A G5	5CD026HLLS	Deprovisioned	Inoperable	
HP 250 G7	CND0482SN8	Not In System	Inoperable	SCS-LT-ITDIRECTOR
HP Chromebook 14 G5	5CD81554VH	Deprovisioned	Inoperable	
HP Chromebook 14 G5	5CD8356WL9	Deprovisioned	Inoperable	
HP Chromebook 14 - SMB	5CD5312Y1K	Deprovisioned	Inoperable	
HP Chromebook 14 - SMB	5CD5312XPT	Deprovisioned	Inoperable	
HP Chromebook 14 G4	5CD6365MFV	Deprovisioned	Inoperable	
HP Chromebook 14 G4	5CD551627D	Deprovisioned	Inoperable	

HP Chromebook 14A G5	5CD026HLGZ	Deprovisioned	Inoperable		
HP Chromebook 14A G5	5CD92033R3	Deprovisioned	Inoperable		
HP Chromebook 14 G4	5CD551626N	Deprovisioned	Inoperable		
HP Chromebook 14 - SMB	5CD4302951	Deprovisioned	Inoperable		
HP Chromebook 14 - SMB	5CD5312Y33	Deprovisioned	Inoperable		
HP Chromebook 14 - SMB	5CD5312XDN	Deprovisioned	Inoperable		
HP 250 G3	CND4400DL4	Not In System	Inoperable	SCS-1216-LT1	
HP 250 G3	CND4400MH5	Not In System	Inoperable		
HP Chromebook 14 G4	5CD604111Y	Deprovisioned	Inoperable		
HP Chromebook 14A G5	5CD026HL6G	Deprovisioned	Inoperable		
HP Chromebook 14A G5	5CD8154V4Z	Deprovisioned	Inoperable		
HP Chromebook 14 G5	5CD8356W03	Deprovisioned	Inoperable		
HP Chromebook 14 G5	5CD809803R	Deprovisioned	Inoperable		
HP Chromebook 14 G5	5CD81554X2	Deprovisioned	Inoperable		
HP Chromebook 14A G5	5CD026HLL3	Deprovisioned	Inoperable		
HP Chromebook 14 G4	5CD6365MG5	Deprovisioned	Inoperable		
HP Chromebook 14 G5	5CD8154TB3	Deprovisioned	Inoperable		
HP Chromebook 14 G5	5CD81554WG	Deprovisioned	Inoperable		
HP Chromebook 14A G5	5CD026HMYD	Deprovisioned	Inoperable		
HP Chromebook 14 G5	5CD81525NW	Deprovisioned	Inoperable		
HP Chromebook 14 G5	5CD8096V9Y	Deprovisioned	Inoperable		
HP Chromebook 14 G5	5CD8356W01	Deprovisioned	Inoperable		
HP Chromebook 14 G5	5CD8356WWZ	Deprovisioned	Inoperable		
HP Chromebook 14A G5	5CD026HLJ0	Deprovisioned	Inoperable		
HP Chromebook 14 G5	5CD8154RZ6	Deprovisioned	Inoperable		
HP Chromebook 14 G5	5CD81554SK	Deprovisioned	Inoperable		
HP Chromebook 14 G4	5CD6365MFZ	Deprovisioned	Inoperable		
HP Chromebook 14 G4	5CD6365MGB	Deprovisioned	Inoperable		
HP 250 G3	CND4400FQR	Not In System	Working		
HP 250 G3	CND4400DK7	Not In System	Working		
HP 250 G3	CND4400MBP	Not In System	Working		
HP 250 G3	CND4400PWP	Not In System	Working		
HP Chromebook 11 G8 EE	5CD104S4CR	Deprovisioned	Working		
HP Chromebook 11 G8 EE	5CD104S97H	Deprovisioned	Working		
Lenovo 100e Chromebook 2nd Gen MTK	P204H378	Deprovisioned	Working		
Lenovo 100e Chromebook 2nd Gen MTK	P204HCYL	Deprovisioned	Working		
Lenovo 300e Chromebook 2nd Gen AST	P209LC8A	Deprovisioned	Working		
HP Chromebook 14A G5	5CD026HL9B	Deprovisioned	Working		
HP Chromebook 14 G5	5CD81554YL	Deprovisioned	Working		
HP Chromebook 14 - SMB	5CD4302968	Not In System	Working		
HP Chromebook 14 - SMB	5CD5312Y24	Deprovisioned	Working		
HP Chromebook 14 - SMB	5CD5312XYZS	Not In System	Working		

HP Chromebook 14 G5	5CD8356W0Y	Deprovisioned	Working		
HP Chromebook 14A G5	5CD92033X2	Deprovisioned	Working		
HP Chromebook 14 - SMB	5CD5312Y0W	Deprovisioned	Working		
HP Chromebook 14 G4	5CD551626X	Deprovisioned	Working		
Apple iPad A1460	DMQJL7BF90	Released from Organization	Unknown		
Apple iPad A1395	F5QM4AUPDFHW	Released from Organization	Unknown		
Apple iPad A1474	DMPMPNBFFK11	Released from Organization	Presumably Inoperable		
Apple iPad A1395	F5QM4AUTDFHW	Released from Organization	Unknown		
Apple iPad A1395	DMPHCBD1DKPH	Released from Organization	Unknown		
Apple iPad A1458	DMQKR40NF182	Released from Organization	Unknown		
Apple iPad A1395	F5QM4AUADFHW	Released from Organization	Unknown		
Apple iPad A1395	F5QM4B0JDFHW	Released from Organization	Unknown		
Apple iPad A1395	F5QM46HDDFHW	Released from Organization	Unknown		
Apple iPad A1395	F5QM4AU2DFHW	Released from Organization	Unknown		
Apple iPad A1395	F5QM44R5DFHW	Released from Organization	Unknown		
Apple iPad A1395	F5QM46H0DFHW	Released from Organization	Unknown		
Apple iPad A1460	DMPJM2DPF190	Released from Organization	Unknown		
Apple iPad A1460	DMPJLWL6F190	Released from Organization	Unknown		
HP Chromebook 14 G4	5CD6041X7X	Deprovisioned	Inoperable		
HP Chromebook 14 G4	5CD6365MDJ	Deprovisioned	Inoperable		
HP Chromebook 14 G4	5CD551627W	Deprovisioned	Inoperable		
HP Chromebook 14 G4	5CD6365MDB	Deprovisioned	Inoperable		
HP Chromebook 14 G4	5CD6502Y3Y	Deprovisioned	Inoperable		
HP Chromebook 14 G4	5CD7111KTY	Deprovisioned	Inoperable		
HP Chromebook 14 G4	5CD6502YDP	Deprovisioned	Inoperable		
HP Chromebook 14 G4	5CD551637Y	Deprovisioned	Inoperable		
HP Chromebook 14 G4	5CD504125J	Not In System	Inoperable		
HP Chromebook 14 G4	5CD6365MGT	Deprovisioned	Inoperable		
HP Chromebook 14 G4	5CD6364MGX	Deprovisioned	Inoperable		
HP Chromebook 14 G4	5CD5516JR3	Deprovisioned	Inoperable		
HP Chromebook 14 G4	5CD551638Q	Deprovisioned	Inoperable		
HP Chromebook 14 G4	5CD5516JPP	Deprovisioned	Inoperable		
Dell PC D07S	JJ6GM02	Not In System	Working	Service Tag = S/N	
Dell PC D07S	5835579	Not In System	Working		
Dell PC D07S	5861483	Not In System	Working		
Dell PC D07S	5861475	Not In System	Working		
Dell PC D07S	6042694	Not In System	Working		
HP ProDesk 400 G4 SFF Business PC	MXL8162KGY	Not In System	Working		
HP ProDesk 400 G4 SFF Business PC	MXL8152D7Z	Not In System	Working		
Dell PC D04S	7LKFCZ1	Not In System	Working	Service Tag = S/N	
Dell PC D11S	6RKZ7N2	Not In System	Working	Service Tag = S/N	
HP Chromebook 14 - SMB	5CD5312Y1X	Deprovisioned	Working		

HP Chromebook 14 - SMB	5CD53200C8	Deprovisioned	Working		
HP Chromebook 14 - SMB	5CD5312XGR	Deprovisioned	Working		
HP Chromebook 14 - SMB	5CD532009C	Deprovisioned	Working		
HP Chromebook 14 - SMB	5CD5312XZQ	Deprovisioned	Working		
HP Chromebook 14 - SMB	5CD5312XGK	Deprovisioned	Working		
HP Chromebook 14 - SMB	5CD5312XXL	Deprovisioned	Working		
HP Chromebook 14 G5	5CD8356WW2	Deprovisioned	Inoperable		
HP Chromebook 14 G5	5CD81554SC	Deprovisioned	Inoperable		
HP Chromebook 14 G5	5CD81554Y1	Deprovisioned	Inoperable		
HP Chromebook 14A G5	5CD92033WY	Deprovisioned	Inoperable		
HP Chromebook 14 G5	5CD8356W0T	Deprovisioned	Inoperable		
HP Chromebook 14 G5	5CD809803P	Deprovisioned	Inoperable		
HP Chromebook 14A G5	5CD92033S4	Deprovisioned	Inoperable		
HP Chromebook 14 G5	5CD81554XH	Deprovisioned	Inoperable		
HP Chromebook x360 11 G3 EB	5CD116DHMP	Deprovisioned	Destroyed		

Quotation

Prepared By: Greg Spina
Culligan by Waterco
1330 Lincoln Ave. Unit #1
Holbrook, NY 11741
Cell No.:(934) 235-3513
gspina@culliganwaterco.com

Date: 9/10/26

Quoted To: Kevin Kerrigan
Facilities Director
Sterling Community School
251 Sterling Rd.
Sterling, CT 06377
860-564-1989
kkerrigan@sterlingschool.org

Quote No.:732609-GS-8

RE: Sterling Community School

On behalf of Culligan by Waterco, I am appreciative of the opportunity to provide a quotation for the equipment and or services listed. Equipment listed below was prepared upon request by the customer.

Equipment/Services:

Qty	Part No	Description
2	01041158	Aquasential Reverse Osmosis w/ faucet
4	01042453	Ascent 40 Bottle Free Cooler w/ Reverse Osmosis
		Installation
		Freight

Total: $9,834.00

Sales Tax: Tax is not included and will be invoiced separately if applicable.
(If tax exempt, please submit copy of exemption form)

Comments and/or Exceptions Taken: All work is to be performed during regular service hours. All reverse osmosis systems must have a water feed line with a valve, and a drain line. Bottle free coolers with reverse osmosis will need the same and also an electrical outlet. All must be within 6ft. of units. If site does not meet these requirements additional installation charges may apply.

Maintenance, Service and Repair
Regular service hours are 8 AM to 5 PM Monday through Friday. Emergency service is available 24 hours a day, seven days per week. Emergency service rates apply.
Operational, maintenance and replacement requirements are essential for this product to perform properly. Your system requires routine maintenance consisting of: Regular replacement of filters.

Terms and Conditions:
All Prices in US Dollars. 50% Down Balance Net 30 Days.
Finance Options available, (Minimum purchase of $1,000.00). Please see last page for financing application.
Valid For 30 Days of Quote Date
Permit Fees are not included and will be charged as additional if applicable.
Prices are Subject to Change.
Delivery: 10 – 14 Days from Culligan Acceptance of a signed purchase order.
FOB: Factory

Enclosures:
Culligan Terms and Conditions
Equipment Specifications

Terms and Conditions

1. Acceptance. These terms and conditions govern your purchase of Equipment ("Equipment") and services referenced in your Culligan or Culligan Dealer's ("Culligan") purchase order ("Order"), quotation, proposal, or acknowledgment, as the case may be ("Culligan's Documentation") and agree to be bound by the following terms and conditions. Whether these terms are included in an offer or an acceptance by Culligan, such offer or acceptance is conditioned on your assent to these terms. Culligan rejects all additional or different terms in any of your forms or documents. This Order is the entire contract between you and Culligan and may be amended only by a written agreement signed by all parties. No promise, statement or representation by any employee, agent, subcontractor, or authorized representative (a "Representative") of Culligan will (a) be binding upon Culligan, or (b) relieve you of your obligations herein, unless it appears in this Order. Waiver of any provision of this Order shall not be deemed to constitute a continuing waiver.

2. TERM. The Term of this Order for any equipment rented and services provided begins on the Order Date and continues for a period of one (1) year (the "Term") and shall automatically renew for immediately subsequent periods of one (1) year (each such renewal period, a "Subsequent Term") so long as you make a payment to Dealer of the amount shown on the invoice issued to you by Dealer during the Term or any Subsequent Term.

3. Payment. You shall pay Culligan the full purchase price as set forth in Culligan's Documentation. Unless Culligan's Documentation provides otherwise, you shall pay freight, storage, insurance and all taxes, duties or other governmental charges relating to the Equipment or any included services. If Culligan is required to pay any such charges, you shall immediately reimburse Culligan. All payments are due within 30 days after receipt of invoice. You shall be charged the lower of 1 ½% interest per month or the maximum legal rate on all amounts not received by the due date and shall pay all of Culligan's reasonable costs (including attorneys' fees) of collecting amounts due but unpaid. All orders are subject to credit approval.

4. Installation. You authorize Culligan or its Representatives to: (a) enter premises under your control to install and/or service the Equipment, and (b) do work on, or make changes to, your premises to install and/or service the Equipment, whenever Culligan considers it necessary or convenient to accomplish the purpose of this Order. Culligan's Documentation may include issues that must be corrected and/or updated prior to installation. You agree to resolve, and pay for the resolution of, such issues prior to the scheduled installation date. The installation and/or service of Equipment does not include any repairs to your electrical and/or plumbing systems, including without limitation replacement of gate valves, or draining down of pressure tanks. Anything that would be considered a repair to your electrical or plumbing system will be billed as an extra expense at regular and customary rates. Culligan or its Representative reserves the right to decline to make repairs and to refer you to a licensed electrician or plumber.

5. Use, Maintenance. The Equipment is not for use with influent water which is (a) microbiologically unsafe, or (b) of unknown quality without adequate treatment and/or disinfection. You must maintain the Equipment according to manufacturer instructions using manufacturer-authorized service parts, including replacement of filters and other components. If your water quality, water consumption, water pressure or flow rate change, or if maintenance of the Equipment is affected by external factors such as sand or sediment or an inadequate water supply, different or additional Equipment may be required, and this Equipment should not be used if such quality, consumption, pressure, flow rate change or external factors are outside of specified ranges. You are responsible for and agree to pay Dealer for all maintenance of and repairs to the Equipment arising from damage due to (a) your misuse or negligence, (b) theft, (c) unreasonable wear and use (including without limitation repair or alteration by unauthorized persons and relocation from the original site of installation), or (d) any other event beyond Culligan's control.

6. Warranty. Culligan warrants to you that the Equipment shall materially conform to the description in Culligan's Documentation and shall be free from defects in material and workmanship. If you give Culligan written notice of a breach of this warranty occurring during the stated warranty period for a part comprising the Equipment (the "Warranty Period"), within 60 days of discovery of such breach, Culligan shall, at its sole option and as your exclusive remedy, repair or replace the subject parts or refund the purchase price. If Culligan determines that any claimed breach is not, in fact, covered by this warranty, you shall pay Culligan its then customary charges for any repair or replacement made by Culligan. Culligan's warranty is conditioned on your (a) operating and maintaining the Equipment in accordance with Culligan's instructions, (b) not making any unauthorized repairs or alterations, and (c) not being in default of any payment obligation to Culligan. Culligan's warranty does not cover damage caused by chemical action or abrasive material, misuse, or improper installation (unless installed by Culligan). The warranties set forth in this section are seller's sole and exclusive warranties. Seller makes no other warranties of any kind, express or implied, including without limitation, any warranty of merchantability or fitness for purpose.

7. Limitation of liability. Notwithstanding anything else to the contrary, Culligan shall not be liable for any consequential, incidental, special, punitive, or other indirect damages, and Culligan's total liability arising at any time from the sale or use of the Equipment shall not exceed the purchase price paid for the Equipment. These limitations apply whether the liability is based on contract, tort, strict liability, or any other theory.

8. Cancellation. If you cancel or suspend your Order for any reason other than Culligan's breach, you shall immediately pay Culligan for work performed prior to cancellation or suspension and any other direct costs incurred by Culligan as a result of such cancellation or suspension.

9. Changes. Culligan shall not implement any changes in the scope of work described in Culligan's Documentation unless you and Culligan agree in writing to the details of the change and any resulting price, schedule, or other contractual modifications. This includes any changes necessitated by a change in applicable law occurring after the effective date of any contract including these terms.

10. Liens & Insurance. Title to the Equipment and risk of loss shall pass to you at the time the Equipment is delivered to the carrier for shipment, or when delivered to the location specified by you, whichever comes first. Prior to full payment of the purchase price, you shall not permit any lien, encumbrance, or security interest to attach to the Equipment or be levied upon the Equipment under legal process or dispose of the Equipment or permit anything to be done that may impair the value of the Equipment. You shall insure the Equipment against risk of loss or damage by fire, including extended coverage, theft, and such other casualties, in an amount equal to full replacement value.

11. Default & Remedies. Any of the following events will constitute an event of default under this Order: (a) your failure to pay any amount when due; (b) your failure to perform any covenant or obligation in this Order; (c) your giving any untrue or misleading representation or warranty or furnishing any untrue or misleading financial information; (d) your refusal to accept delivery of all or a portion of the Equipment, or rejection of all or a portion of the Equipment upon delivery; (e) your business failure, or failure or inability to pay debts in the ordinary course or as they become due, or insolvency within the meaning of the federal bankruptcy laws or state insolvency laws or otherwise; (f) the commission of any act of bankruptcy, assignment for the benefit of creditors, composition of creditors or commencement of any proceedings, whether voluntary or involuntary, under any federal or state bankruptcy, reorganization or insolvency laws; or (g) the attachment or garnishment of, or levy or execution upon, your assets, property, business or income, or the appointment of a receiver or trustee of or for any part of your assets, property or business. Upon the occurrence of any event of default, Culligan shall have all the rights and remedies available under the Delaware Uniform Commercial Code or other applicable law and all rights provided in this agreement, all of which shall be cumulative. Without limiting the generality of the foregoing, upon the occurrence of any such event of default, Culligan shall have the right not to continue to perform service activities as described in this Order.

12. Indemnity. You shall pay, hold harmless, indemnify, and defend Culligan from and against any loss, liability, claims, suits, and costs caused by, arising out of, or relating to any damage to property or injury or death of persons arising out of the unloading, storage, application, handling, use, disposal, or service of the Equipment by Culligan or its Representative or affiliates except for that portion of damages attributable to the negligence of Culligan or its Representative or affiliate. Your indemnity obligation will survive the expiration, termination, or cancellation of this Order.

13. Force Majeure. Under no circumstances shall either party be liable for any breach (except for breach of payment obligations) caused by extreme weather or other act of God, strike or other labor shortage or disturbance, fire, accident, war or civil disturbance, delay of carriers, failure of normal sources of supply, act of government or any other cause beyond such party's reasonable control.

14. General Provisions. All notices, requests, demands and other communications under this Order shall be in writing and shall be deemed duly given (a) if transmitted by facsimile, upon telephone confirmation of receipt of the transmission, (b) if sent by overnight courier, one business day after delivery to said courier, or (c) if mailed by first-class mail, postage prepaid, three business days after mailing, to you at the address on this Order and to Waterco of the Midwest, Inc, 1910 South Highland, Suite 360, Lombard, Illinois 60148, or such other address designated in writing from time to time. No course of dealing or performance, usage of trade or failure to enforce any term shall be used to modify the Agreement. If any of these terms is unenforceable, such term shall be limited only to the extent necessary to make it enforceable, and all other terms shall remain in full force and effect. You may not assign or permit any other transfer of the Agreement without Culligan's prior written consent. This Order shall be governed by and construed in accordance with the laws of Delaware.

I have read and agree to the terms and conditions above and attached.

Accepted: _____ Date: _____
Signature

Accepted: _____ Title: _____
Printed

01/26/17

Purchase Order #: _____

CAPSS Special Education Review & Analysis

Performed by the School and State Finance Project

Key Findings

1. **The number and rate of students with disabilities in Connecticut is growing rapidly, even while overall enrollment continues to decrease.**
    - Over the last 16 years, the percentage of students with disabilities in Connecticut rose from 12% to 19.1%, or a 59% increase in the prevalence rate. That translates to over 26,000 more students with disabilities today than there were in 2011, despite overall public school enrollment falling over that time period.
    - See **Figure 1 in Appendix** for more information.

2. **The composition of primary disability types vary depending on district wealth.**
    - In wealthier districts, recent growth in special education identification has been concentrated in Autism, Other Health Impairments, and Emotional Disabilities. In lower-wealth districts, increases are driven by growth in Autism, Other Health Impairments, and Learning Disabilities.
    - In the lowest-wealth districts, the prevalence of Emotional Disabilities has declined, while it has nearly doubled in high-wealth districts.
    - These differences raise important questions about whether there are underlying differences in student needs, variation in identification practices, or broader systemic factors influencing how students are evaluated and supported.
    - See **Table 1 and Figure 2 in Appendix** for more information.

3. **Students with disabilities are not meeting proficiency benchmarks on academic outcomes, and the gap between students with disabilities and their general education peers has remained largely unchanged.**
    - In 2025, nearly 63% of students with disabilities in grades 3-8 scored a Level 1 on the ELA Smarter Balanced Assessment (SBA) and fewer than 17% reached proficiency (a Level 3 or 4). By contrast, fewer than 24% of general education students scored at the lowest level, while over half achieved a proficient score.
    - There are also large and persistent achievement gaps for students with disabilities related to district wealth. In 2025, students with disabilities from the least wealthy districts were less than half as likely to meet college readiness benchmarks[1] as their counterparts in the wealthiest districts.[2]

---

[1] According to EdSight, the college readiness benchmarks for each exam are: SAT – Evidence-Based Reading and Writing score of at least 480 and a Math score of at least 530; or ACT – meeting benchmark on 3 of 4 exams (English=18, Reading=22, Math=22, Science=23); or AP – 3 or higher on an AP exam; or IB – 4 or higher on an IB exam. For a student's dual enrollment course completion to contribute positively, the following criteria must be met: (1) student earns 3 or more dual enrollment credits cumulatively; (2) all dual enrollment course grades must be C or better; and (3) only credit bearing dual enrollment courses will be considered. For more information, see https://edsight.ct.gov/relatedreports/reportnotes_indicator6.pdf for more information.

[2] High-wealth districts are defined in this analysis as those in a town with an Equalized Net Grand List Per Capita (ENGLPC) in the top quartile. Low-wealth districts are those in the bottom quartile. For regional districts, ENGLPC values were calculated as the weighted average across all towns that belong to the region. Only local and regional districts were included in this analysis. Region 6, Region 20, and Litchfield School District were excluded from this analysis as they did not have data across all years of this analysis.

- See **Figures 3 and 4 in Appendix** for more information.

4. **Special education costs are increasingly taking up a larger portion of district budgets.**
   - Between fiscal year (FY) 2018 and FY 2025, total special education spending statewide grew by more than 41%, rising from $2.3 billion to $3.3 billion. Over the same period, all other education expenditures grew at a much slower rate (24%).
   - Over the past 16 years, the proportion of district spending dedicated to special education has increased 10% and now exceeds one quarter of total district expenditures.
   - See **Figure 5 in Appendix** for more information.

5. **Special education spending is shifting away from salaries and toward other expenditures, like tuition and transportation.**
   - While special education teacher salaries make up the greatest share of special education expenditures (26%), from FY 2018 to FY 2025, this was one of the few spending categories (alongside “Employee Benefits” and “Other Salaries”) that experienced a decrease in its share of special education spending.
   - Special education tuition makes up the second largest portion of special education expenditures (23%) and is one of the major drivers of increasing special education costs.
   - See **Figure 6 in Appendix** for more information.

6. **In FY 2025, districts spent $757 million on special education tuition statewide.**
   - Between 2018 and 2025, the number of students with disabilities educated outside of their local districts increased from 10,061 to 11,058 – even as total enrollment declined.
     i. As a result, the share of outplaced students with disabilities increased 15.7% in just eight years (1.88% in 2018 compared to 2.18% in 2025).
     ii. See **Figure 7 in Appendix** for more information.
   - Approximately $450 million (59%) of all special education tuition was paid for students attending private, residential, or out-of-state facilities.
   - The remainder was paid for students with disabilities attending out-of-district schools of choice (RESCs, charter schools, BOE magnets in another district, etc.) and for students outplaced by districts to specialized public special education programs.
   - See **Figure 8 in Appendix** for more information.

7. **State funding streams for special education are consistently underfunded.**
   - Despite the increased number of students with disabilities and rising costs, state funding streams have not kept pace with district needs.
   - ***Excess Cost:*** Prior to FY 2026, state support was largely limited to high-cost students with disabilities through the Excess Cost grant, which has been consistently underfunded.

    i. An appropriation increase of approximately $60 million is required to fully fund the Excess Cost grant to its statutory minimum tiers. Under the grant's current tiered system, districts should be reimbursed for between 85% and 91% of their total eligible costs. However, due to the underfunding of the Excess Cost grant, districts are projected to be reimbursed for between 66.8% and 71.5% of their eligible costs for the 2025-26 school year.

- ***Special Education Expansion and Development (SEED) Grant:*** In an effort to improve special education funding, the General Assembly created the Special Education Expansion and Development (SEED) grant during the 2025 legislative session to provide funding for all students with disabilities.
    i. The grant is restricted to new or expanded programming rather than existing obligations and is funded at $30 million annually – roughly 16% of the $185 million necessary to fully fund the SEED grant formula for FY 2027.

Appendix: Data Tables and Figures

Figure 1. Special Education Enrollment and Total Enrollment, 2011 vs. 2026

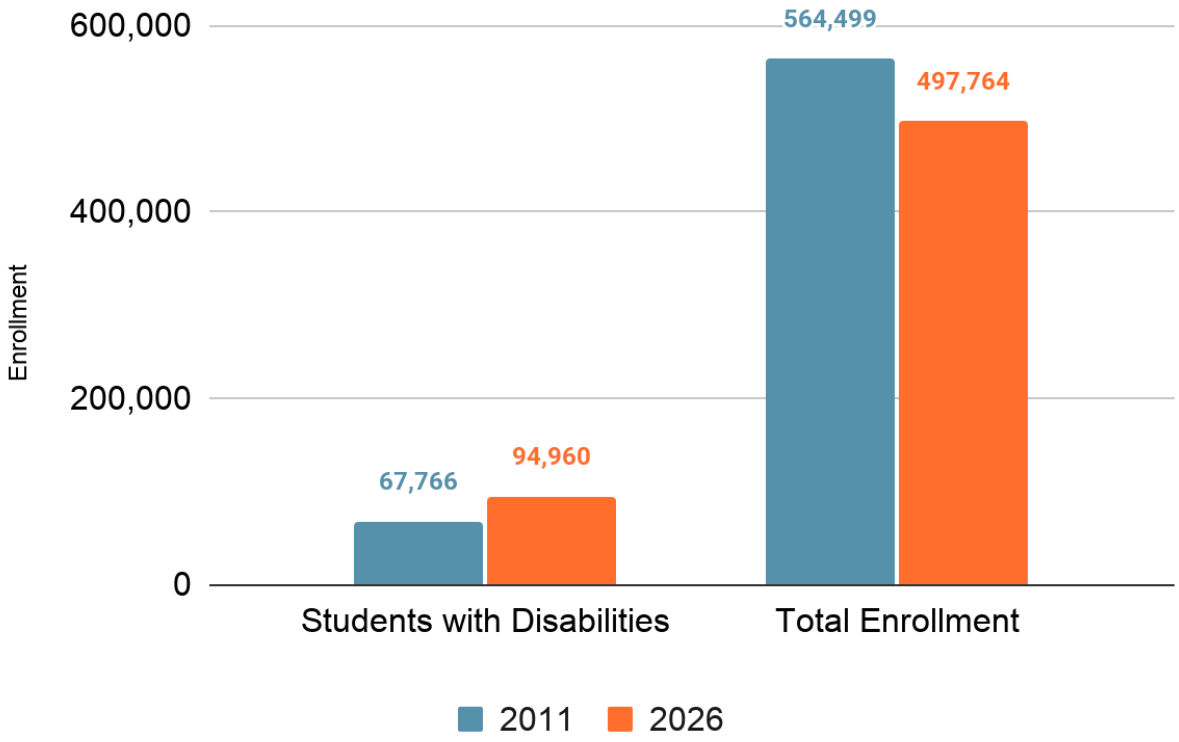

Table 1. Overall Prevalence Rates and Percent Change by Primary Disability & District Wealth, 2011 vs. 2025[3]

Primary Disability	Least Wealthy Districts			Wealthiest Districts		
	2011	2025	% Change	2011	2025	% Change
All Disabilities	13.3%	20.8%	56.3%	10.1%	15.9%	57.9%
Autism	1.0%	3.5%	251.6%	1.0%	2.3%	126.1%
Emotional Disability	1.3%	1.3%	-3.7%	0.4%	0.8%	81.2%
Learning Disability	4.4%	7.4%	68.8%	3.7%	5.9%	60.0%
Intellectual Disability	0.6%	0.9%	48.4%	0.2%	0.3%	19.9%
Other Disabilities	1.2%	1.4%	14.7%	0.7%	0.7%	6.6%
Other Health Impairment	2.3%	3.9%	73.3%	1.9%	3.6%	90.8%
Speech Language Impairment	2.5%	2.3%	-7.7%	2.0%	2.1%	4.9%

[3] High-wealth districts are defined in this analysis as those in a town with an Equalized Net Grand List Per Capita (ENGLPC) in the top quartile. Low-wealth districts are those in the bottom quartile. For regional districts, ENGLPC values were calculated as the weighted average across all towns that belong to the region. Only local and regional districts were included in this analysis. Region 6, Region 20, and Litchfield School District were excluded from this analysis as they did not have data across all years of this analysis.

Figure 2. Percent Change in Prevalence Rates by District Wealth, 2011 to 2025

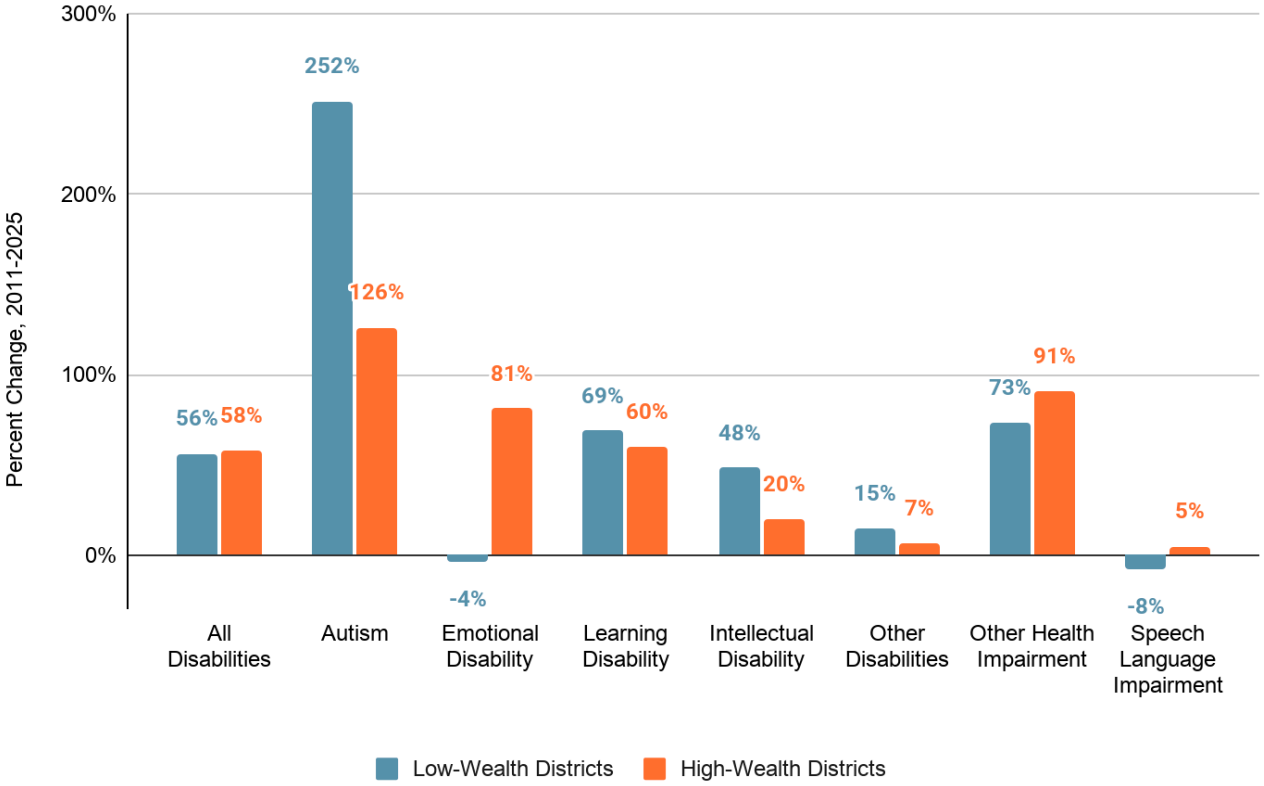

Figure 3. Percentage of SWDs and Non-SWDs Scoring Levels 1-4 on the Math and ELA SBA, 2025

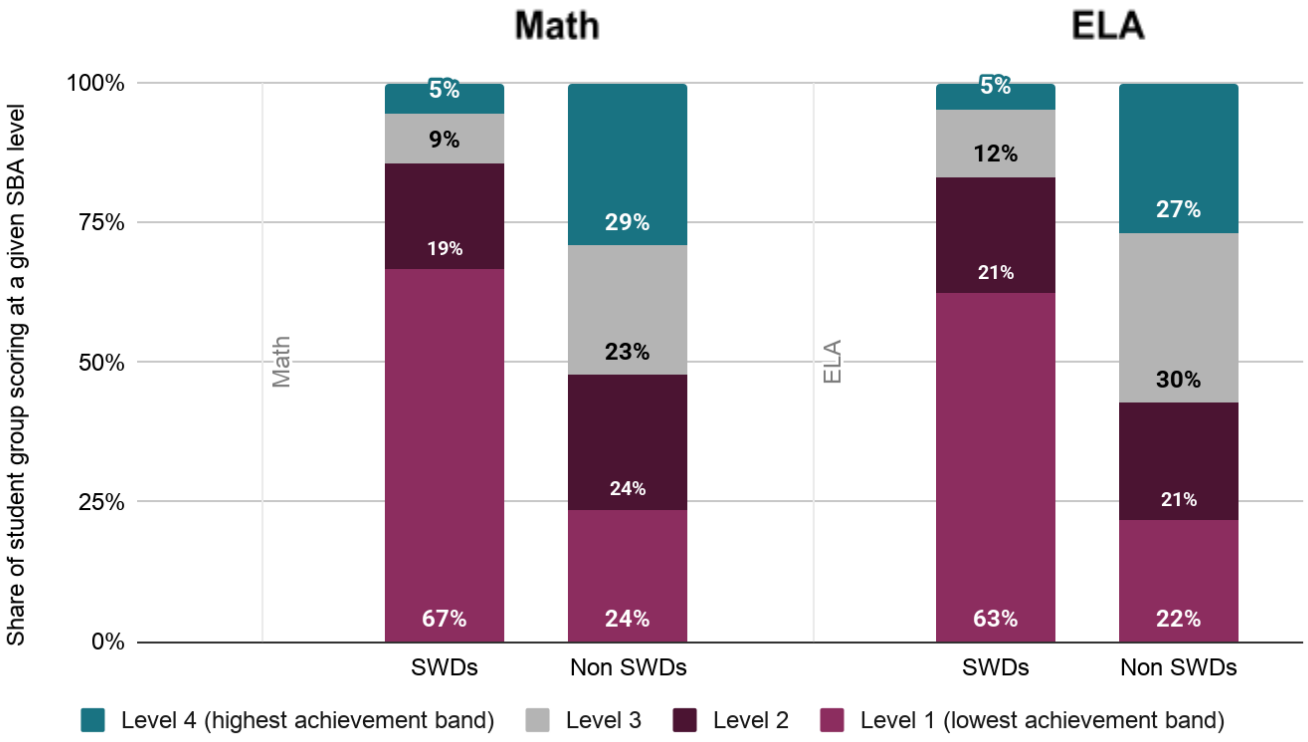

Figure 4. Percentage of Students by District Wealth who Met College Readiness Benchmarks on the SAT, ACT, or Advanced Placement Exams

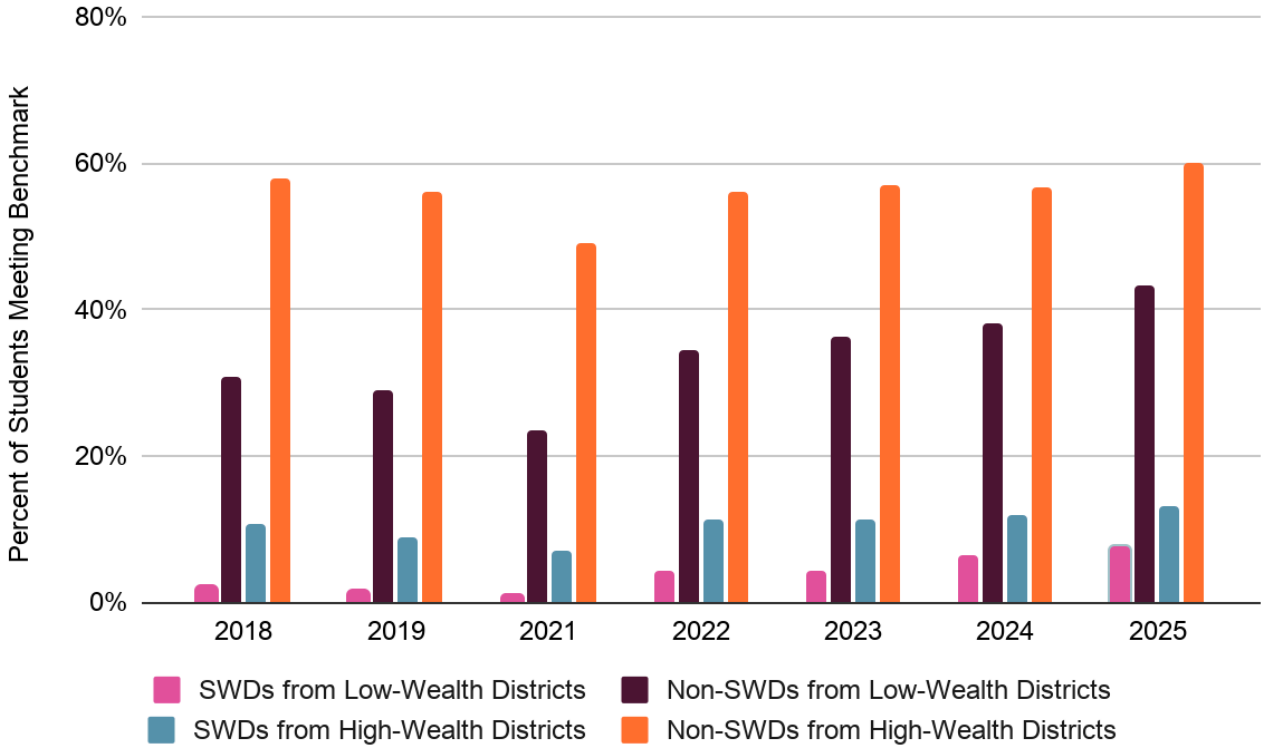

Figure 5. Share of State Spending Dedicated to Special Education Services, FY 2011 - FY 2025

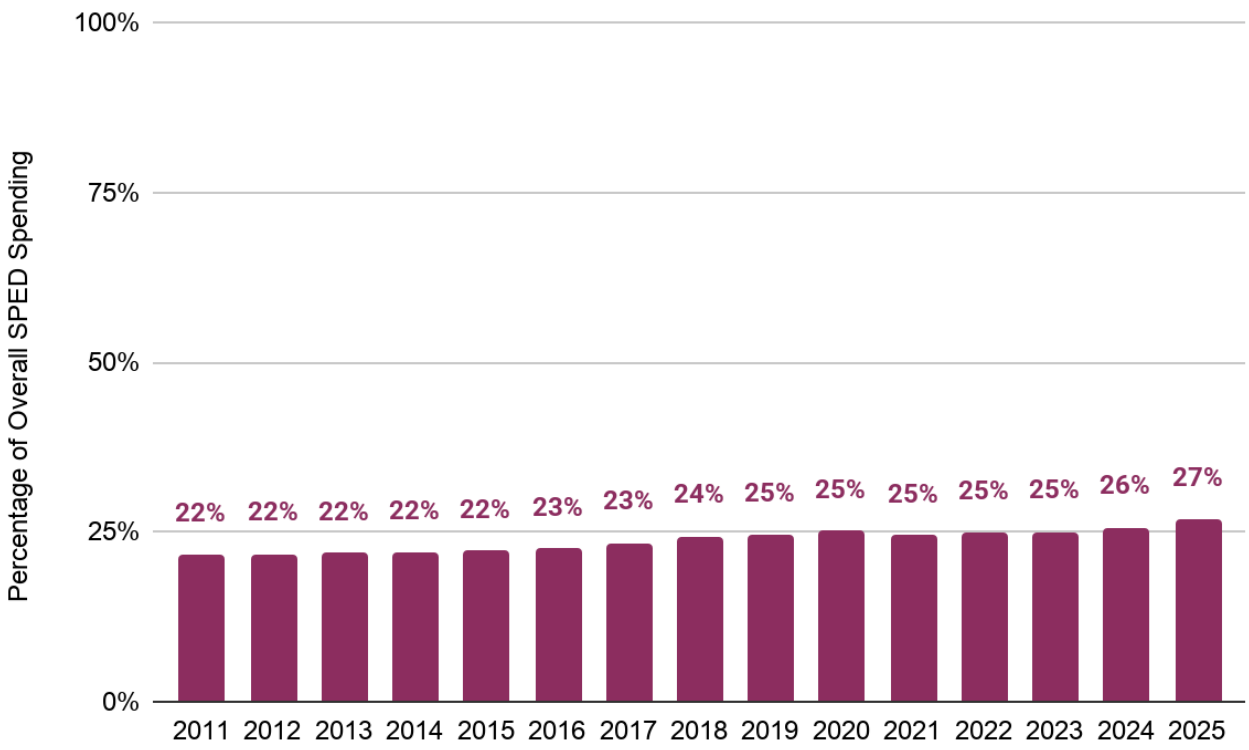

Figure 6. Spending on Special Education by Category, FY 2018 vs. FY 2025

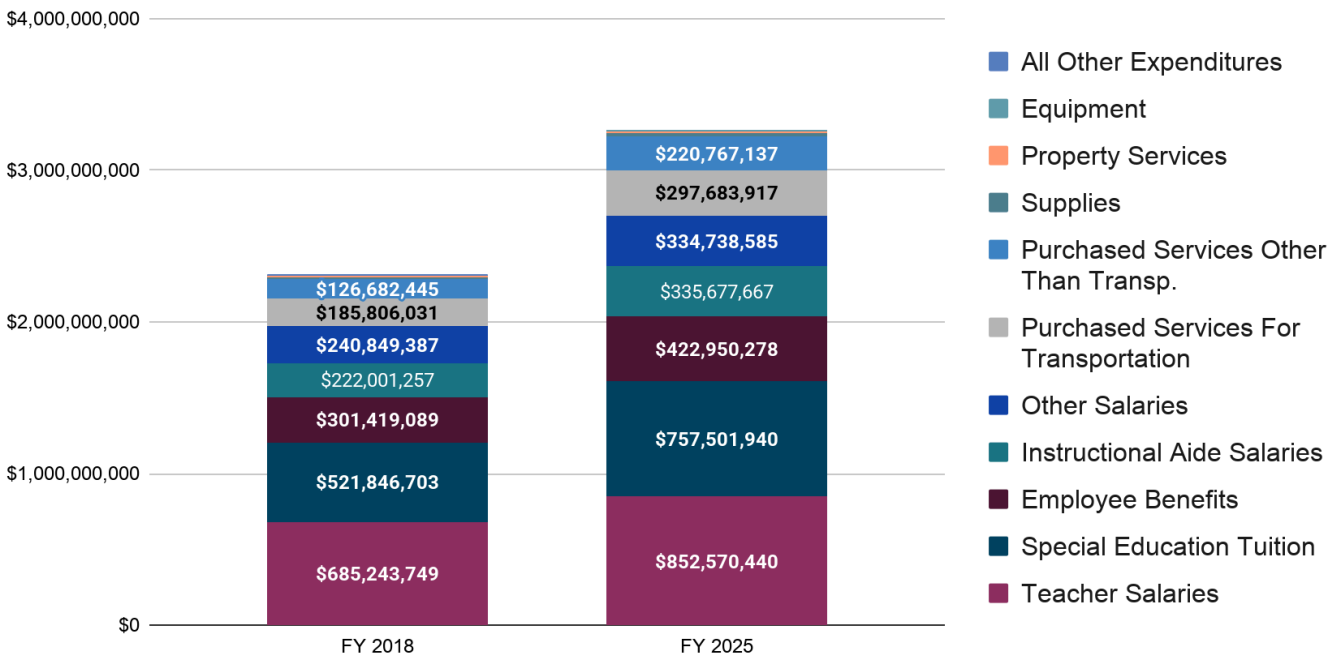

Figure 7. Percentage of Total Students Outplaced for Special Education Statewide, 2018 - 2025

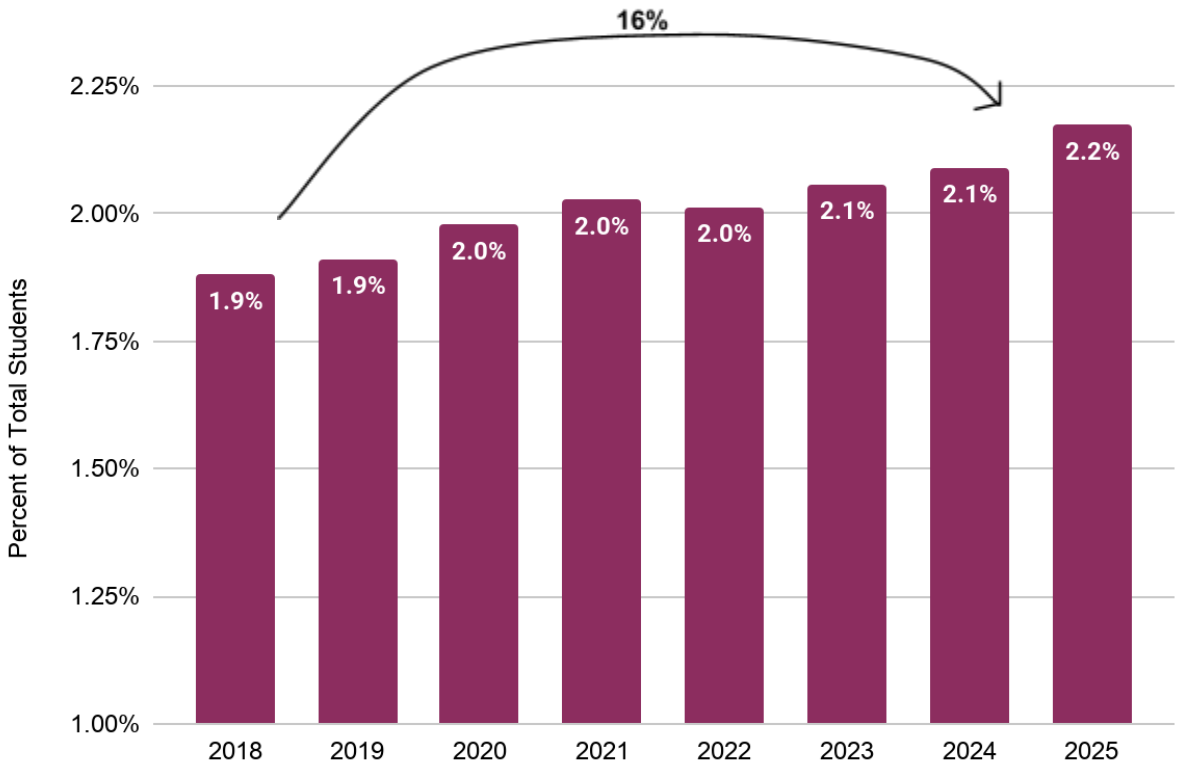

Figure 8. Total Special Education Tuition by Outplacement Type, FY 2025

