



Commitment to Quality - Education for All

Clatskanie School District

471 SW Bel Air Drive | Clatskanie, OR 97016 | (503) 728-0587

Adopted Budget

Fiscal Year 2016-2017



CLATSKANIE SCHOOL DISTRICT

CLATSKANIE, OREGON

ADOPTED BUDGET 2016-2017

Lloyd Hartley
Superintendent/Elementary Principal

Prepared by:

Northwest Regional Education Service District
Fiscal Services Department

CLATSKANIE SCHOOL DISTRICT 6J
ADOPTED BUDGET 2016-2017
TABLE OF CONTENTS

Introduction

Budget Committee 1

Budget Overview 2

Superintendent’s Budget Message 6

School District Profile 8

Financial Section

General Fund 9

Federal and State Revenues Fund 34

Medicaid Admin Claim 41

Self-Sustaining Fund 43

Food Services Fund 47

Student Body Fund 49

Transportation Fund 53

Strategic Investment Program Fund 56

Debt Service Fund 59

Capital Maintenance Fund 62

Scholarship Fund 64

Appendices

Legal Notices 66

Budget Resolution 72

Terminology 73

**CLATSKANIE SCHOOL DISTRICT
ADOPTED BUDGET 2016 - 2017**

BUDGET COMMITTEE

BOARD MEMBERS

COMMITTEE MEMBERS

Name	Term Expires	Board Member	Term Expires
Megan Evenson, Chair	6/30/2019	Sarah Rice	6/30/2019
Monty Akin	6/30/2019	Chris Boothe	6/30/2017
Judy Skirvin	6/30/2017	Elisha Shulda	6/30/2016
Valerie King	6/30/2017	Open	6/30/2019
Walt Lovegren	6/30/2017		

BUDGET OVERVIEW

Oregon Local Budget Law (ORS 294.305 to 294.565) defines a process and format for school districts' annual budget preparation and presentation. The Oregon Department of Education (ODE), through the administrative rule process, adopts a chart of accounts that is used to classify revenues and expenditures. All Oregon school districts are expected to follow the chart of accounts for budgeting and financial reporting. The Clatskanie School District appropriates its expenditure budget at the major function level. The function areas, as defined by ODE, are Instruction (1000), Support Services (2000), Enterprise and Community Services (3000), Facilities Acquisition and Construction (4000), Other Uses, which are mainly transfers and debt service (5000), Contingency (6000), and Unappropriated Ending Fund Balance (7000).

BUDGET FORMAT

The budget document is organized into two sections:

- Superintendent's Budget Message and Related Information
- Fund Statements

The Budget Message is a narrative overview of the 2015 - 2016 budget. Related information includes the budget committee members, composed of the five board members and five local citizens, and general information about the District's funds.

The Fund Statements contain required information for the District's eleven funds.

General Fund (100) - The General Fund is the District's primary operating fund and accounts for all revenues and expenditures except those required to be accounted for in another fund. Expenditure categories include salaries, associated payroll costs, purchased services, supplies and materials, capital outlay and other general expenses. Expenditures are presented by major function categories which include program descriptions, budgeted positions and programs and services analysis.

Revenues come from two main sources: state funding and local property taxes. The state revenue and local property taxes are components of the State School Fund formula, which make up almost 90% of all General Fund revenue.

Other funds include:

Federal and State Revenues Fund (220) - Accounts for revenue and expenditures of the District's federal and state grants.

Self-Sustaining Fund (240) – Accounts for revenue and expenditures of private grants, donations and fundraising, excluding student body funds.

Food Services Fund (250) – Accounts for revenue and expenditures of the District's food service program. Revenue sources include sales of food and subsidies under the National School Lunch and Breakfast Programs received through the State of Oregon.

Student Body Funds (260 - 265) – Accounts for revenue and expenditures of the elementary and middle/high school student body funds.

Transportation Fund (270) – Accounts for revenue and expenditures of the District's vehicle replacements.

Strategic Investment Program (SIP) Fund (280) – Accounts for revenue and expenditures of the District's SIP - Port Westward Unit 2 PGE Project.

Debt Service Fund (300) – Accounts for dedicated property tax revenue and principal and interest expenditures for the District's long-term obligations, including the general obligation (GO) bonds. GO bonds allow the District to finance capital projects such as the construction of new schools and major remodeling projects.

Maintenance Fund (440) – Accounts for dedicated contract revenue and expenditures for District facilities maintenance.

Scholarship Fund (720) – Accounts for dedicated scholarship revenues received and held by the District in a fiduciary capacity. Disbursements from this fund are made in accordance with trust agreements.

THE BUDGET PROCESS

The District prepares its annual budget in accordance with Oregon Budget Law (ORS 294), which provides standard procedures for preparation, presentation, and administration of budgets. Public involvement in budget preparation is mandated by the law. Oregon Local Budget Law also requires that the budget be balanced – projected resources must equal projected requirements in each fund.

Preparation of the budget involves many steps and months of work by District staff. Once a proposed budget is developed, the Superintendent presents it and the Budget Message to the Budget Committee, which then reviews the proposed budget and receives public comment. The Budget Committee recommends revisions to the budget, if needed, and approves a budget for adoption by the School Board. No new program shall be considered for the budget estimate that has not previously been submitted to the board.

The first budget committee meeting is generally held in April. Notice of the meeting is published in the newspaper, five to thirty days before the first budget meeting and is listed on the school website.

Once a document is given to the Budget Committee, citizens may obtain a copy at the District Office, 815 S. Nehalem, Clatskanie Oregon between 9:00 a.m. and 3:30 p.m.

HOW THE BUDGET IS ADOPTED

After the Budget Committee approves a budget, the budget is forwarded to the School Board for further public testimony and review. A summary of the approved budget and notice of budget hearing is published twice in the local newspaper, five to thirty days in advance of the hearing. The notice indicates where the complete budget document is available for inspection.

After the budget hearing and consideration of public testimony, the School Board adopts the budget at the June business meeting. The adopted budget becomes the basic short term operational plan and fiscal guideline for the Clatskanie School District 6J board of directors and administrative staff for the 2016-2017 fiscal year.

SUPPLEMENTAL BUDGETS

If the school district receives unanticipated revenues or a change in financial planning is required, a supplemental budget may be adopted to authorize a change in the budget within a fiscal year. A supplemental budget cannot be used to authorize a tax levy.

The School Board may adopt a supplemental budget at a regular public meeting if expenditures in the supplemental budget are less than 10 percent of the annual budget of the fund being adjusted. If the expenditures are greater than 10 percent, the School Board must first publish the supplemental budget and hold a special hearing.

SUPERINTENDENT'S BUDGET MESSAGE

April 18, 2016

To: Clatskanie Budget Committee and Community at large

The budget message and document are printed in compliance with Oregon Revised Statutes, Chapter 294. This budget represents the educational and financial plan for Clatskanie School District for the 2016-2017 school year. This budget reflects the District's priorities based on board goals, a district-wide survey of priorities, and budget realities. Board goals are based on improving instruction, achievement through research based core curriculum, interventions and positive student behavior.

This budget reflects the second year of our 50/50 allocation from the 2015-17 legislative session. As a reminder, the previous year's budget did not allow for roll-up costs for the 2016-17 school year, in the hopes that some other form of revenue would offset increased expenses. The district has been fortunate that additional revenue has been realized with the Strategic Investment Program - Port Westward Unit 2 PGE Project (SIP) money and increased enrollment. These two things allow for some one-time maintenance projects and some other additions.

This budget, as presented, shows a balanced budget using \$7,793,438 for the general fund.

This 2016-2017 budget reflects the following:

SIP allocation for one-time expenditures

- Math textbooks
- CES Playground (in addition to a \$50,000 transfer from Capital Maintenance Fund for 2016-17)
- Gym floor refurbishing
- CMHS key system

SIP and increased student population reflect the following

- Student Services TOSA grades K-6
- Additional Math teacher grades 7-12
- Roll up costs of personnel (insurance and COLA)

Concerns in the budget include (for the committee to reflect on for next meeting)

- Increased transfer of funds to food service
- Transparency of SIP money

Although this budget is presented as ‘cautiously optimistic’ to be sustainable in future years, I am more than a little concerned about the next legislative session and the anticipated PERS increases affecting all government agencies. As opportunities arise from retirements and ‘natural attrition’, as well as oversight of the day-to-day operations, we need to continue to examine those systems in terms of student need and fiscal responsibility. The additions in this budget reflect our most immediate needs in terms of increasing support for mathematics K-12 and increasing support for our students that need additional behavioral and academic interventions.

The Clatskanie School District is committed to continuing to provide a quality education for the students and a safe and friendly environment for the community at large.

Thank you for your continued support.

A handwritten signature in cursive script that reads "Lloyd Hartley". The signature is written in black ink and has a long, sweeping underline.

Lloyd Hartley
Superintendent/Elementary Principal – Clatskanie School District

**CLATSKANIE SCHOOL DISTRICT
SCHOOL DISTRICT PROFILE 2015-16**

Board of Directors

Board Member	Position	Term Expires
Megan Evenson, Chair	1	6/30/2019
Monty Akin	2	6/30/2019
Judy Skirvin	3	6/30/2017
Valerie King	4	6/30/2017
Walt Lovegren	5	6/30/2017

School District Administration

Lloyd Hartley lhartley@csd.k12.or.us	Superintendent/Elementary Principal
Amy McNeil amcneil@csd.k12.or.us	Middle/High Principal
Brad Thorud bthorud@csd.k12.or.us	Elementary Principal
Ryan Tompkins rtompkins@csd.k12.or.us	Athletic Director
Janice Essenberg jessenberg@nwresd.k12.or.us	Deputy Clerk
Paul Simmons psimmons@csd.k12.or.us	Transportation Director
Doug Aske daske@csd.k12.or.us	Maintenance Supervisor

General Fund (100)



GENERAL FUND

The General Fund is the District's primary operating fund and accounts for all revenues and expenditures, except those required to be accounted for in another fund. Expenditure categories include salaries, associated payroll costs, purchased services, supplies and materials, capital outlay and other general expenses.

Revenues come from two main sources: state funding and local property taxes. The state revenue and local property taxes are components of the State School Fund (SSF), which make up almost 89% of all General Fund revenue.

Property taxes are levied and become a lien on all taxable property as of July 1. Property taxes are payable on November 15, February 15, and May 15. Discounts are allowed if the amount due is received by November 15 or February 15. Taxes unpaid and outstanding on May 16 are considered delinquent. Uncollected taxes are deemed to be substantially collectible or recoverable through liens; therefore, no allowance for uncollectible taxes has been established. All property taxes receivable are due from property owners within the District.

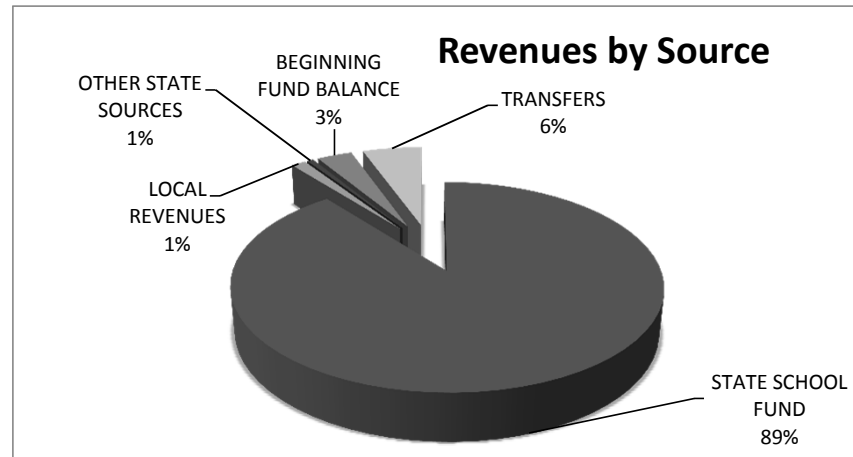
State School Fund is based upon estimates of Average Daily Membership (ADM), teacher experience, student transportation costs, local revenues and other statutorily prescribed factors. The amount received from the state is adjusted down based on tax revenues received from the permanent rate local property taxes.

Clatskanie School District

General Fund

Revenue Summary by Major Source

Description	ACTUALS 2013-14	ACTUALS 2014-15	BUDGET 2015-16	FTE	PROPOSED 2016-17	PROPOSED FTE	APPROVED 2016-17	ADOPTED 2016-17	ADOPTED FTE
STATE SCHOOL FUND	\$ (6,555,165)	\$ (6,603,462)	\$ (6,747,270)	-	\$ (6,967,752)	-	\$ (6,967,752)	\$ (6,967,752)	-
OTHER LOCAL SOURCES	(167,844)	(135,024)	(160,650)	-	(103,900)	-	(103,900)	(103,900)	-
INTERMEDIATE SOURCES	(69,844)	(169,914)	(122,000)	-	-	-	-	-	-
OTHER STATE SOURCES	(240)	(55,332)	(46,000)	-	(46,000)	-	(46,000)	(46,000)	-
TRANSFERS	-	(99,152)	-	-	(425,000)	-	(425,000)	(425,000)	-
BEGINNING FUND BALANCE	(594,001)	(286,388)	(265,736)	-	(250,786)	-	(250,786)	(250,786)	-
General Fund Total	\$ (7,387,094)	\$ (7,349,272)	\$ (7,341,656)	-	\$ (7,793,438)	-	\$ (7,793,438)	\$ (7,793,438)	-



Clatskanie School District
General Fund
Expenditure Summary by Major Function

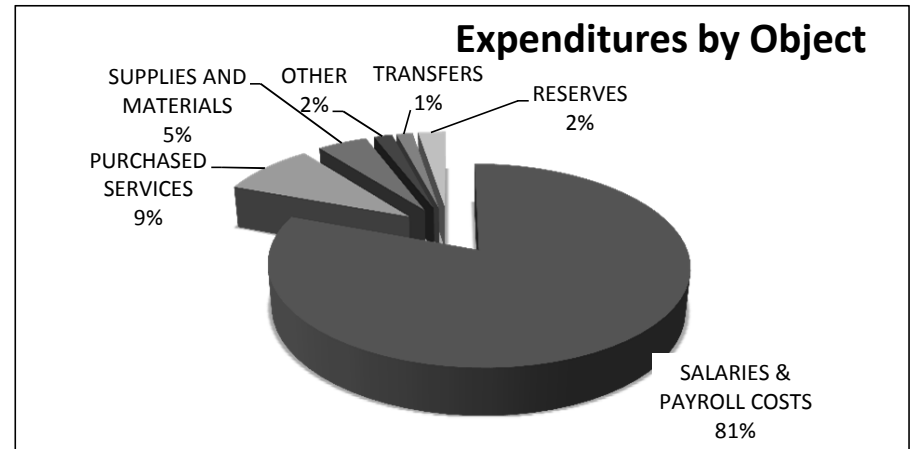
Account	Description	ACTUALS 2013-14	ACTUALS 2014-15	BUDGET 2015-16	FTE	PROPOSED 2016-17	PROPOSED FTE	APPROVED 2016-17	ADOPTED 2016-17	ADOPTED FTE
1000	INSTRUCTION	\$ 3,939,426	\$ 3,993,161	\$ 3,967,542	42.21	\$ 4,053,165	41.08	\$ 4,053,165	\$ 4,053,165	41.08
2000	SUPPORT SERVICES	3,066,280	3,066,731	3,096,614	30.45	3,420,273	32.40	3,420,273	3,420,273	32.40
5000	OTHER USES	95,000	45,000	77,500	-	120,000	-	120,000	120,000	-
6000	CONTINGENCIES	-	-	200,000	-	200,000	-	200,000	200,000	-
General Fund Total		\$ 7,100,706	\$ 7,104,892	\$ 7,341,656	72.66	\$ 7,793,438	73.48	\$ 7,793,438	\$ 7,793,438	73.48

Clatskanie School District

General Fund

Expenditure Summary by Major Object

<u>Account</u>	<u>Description</u>	<u>ACTUALS 2013-14</u>	<u>ACTUALS 2014-15</u>	<u>BUDGET 2015-16</u>	<u>FTE</u>	<u>PROPOSED 2016-17</u>	<u>PROPOSED FTE</u>	<u>APPROVED 2016-17</u>	<u>ADOPTED 2016-17</u>	<u>ADOPTED FTE</u>
100	SALARIES	\$ 3,659,864	\$ 3,663,506	\$ 3,658,913	72.66	\$ 3,887,012	73.48	\$ 3,887,012	\$ 3,887,012	73.48
200	ASSOCIATED PAYROLL COST	2,182,727	2,202,560	2,209,199	-	2,399,882	-	2,399,882	2,399,882	-
300	PURCHASED SERVICES	675,268	705,629	669,020	-	688,520	-	688,520	688,520	-
400	SUPPLIES AND MATERIALS	347,382	351,948	401,024	-	364,024	-	364,024	364,024	-
500	CAPITAL OUTLAY	6,477	-	-	-	-	-	-	-	-
600	OTHER OBJECTS	133,988	136,249	126,000	-	134,000	-	134,000	134,000	-
700	TRANSFERS	95,000	45,000	77,500	-	120,000	-	120,000	120,000	-
800	PLANNED RESERVE	-	-	200,000	-	200,000	-	200,000	200,000	-
General Fund Total		\$ 7,100,706	\$ 7,104,892	\$ 7,341,656	72.66	\$ 7,793,438	73.48	\$ 7,793,438	\$ 7,793,438	73.48



Clatskanie School District
PO Box 678 Clatskanie, OR 97016

Resources Report

	FY1314 ACTUALS	FY1415 ACTUALS	FY1516 ADOPTED	FTE	FY1617 PROPOSED	PROPOSED FTE	FY1617 APPROVED	FY1617 ADOPTED	ADOPTED FTE
Fund 100 GENERAL FUND									
1111 CURRENT YEAR TAXES	(3,448,222)	(3,341,731)	(3,538,530)	0.00	(3,413,700)	0.00	(3,413,700)	(3,413,700)	0.00
1112 PRIOR YEAR TAXES	(227,561)	(161,957)	(197,970)	0.00	(192,000)	0.00	(192,000)	(192,000)	0.00
1113 COUNTY LAND SALES	(5,071)	(10,566)	0	0.00	0	0.00	0	0	0.00
1114 PAYMENTS IN LIEU OF TAX	(483)	(312)	(3,000)	0.00	0	0.00	0	0	0.00
1190 PENALTIES & INTEREST ON TAXES	(431)	(436)	(800)	0.00	(600)	0.00	(600)	(600)	0.00
1330 SUMMER SCHOOL TUITION	(475)	0	0	0.00	0	0.00	0	0	0.00
1411 TRANSPORTATION FEES	(27,167)	(9,253)	(29,000)	0.00	(10,000)	0.00	(10,000)	(10,000)	0.00
1510 INTEREST ON INVESTMENTS	(9,797)	(7,520)	(11,000)	0.00	(7,000)	0.00	(7,000)	(7,000)	0.00
1511 INTEREST ON SALE FIXED ASSETS	(3,834)	0	0	0.00	0	0.00	0	0	0.00
1710 ADMISSIONS	(27,365)	(8,108)	(11,500)	0.00	(11,500)	0.00	(11,500)	(11,500)	0.00
1745 USER FEES	0	(14,625)	(21,500)	0.00	(15,000)	0.00	(15,000)	(15,000)	0.00
1910 RENTALS	(2,400)	(4,500)	(2,250)	0.00	0	0.00	0	0	0.00
1920 DONATIONS - PRIVATE SOURCES	(400)	(482)	(400)	0.00	(400)	0.00	(400)	(400)	0.00
1960 RECOVERY OF PY EXPENDITURE	(14,522)	(20,211)	(16,000)	0.00	(16,000)	0.00	(16,000)	(16,000)	0.00
1961 RECOVERY CURRENT YR EXPENDIT	(10,247)	(7,307)	(2,000)	0.00	(4,000)	0.00	(4,000)	(4,000)	0.00
1990 MISCELLANEOUS	(38,305)	(36,830)	(32,000)	0.00	(32,000)	0.00	(32,000)	(32,000)	0.00
1993 MEDICAID ADMIN CLAIMS	(8,537)	(5,734)	(15,000)	0.00	0	0.00	0	0	0.00
1995 E-RATE	(16,131)	(20,452)	(20,000)	0.00	(8,000)	0.00	(8,000)	(8,000)	0.00
1000 LOCAL SOURCES	(3,840,946)	(3,650,025)	(3,900,950)	0.00	(3,710,200)	0.00	(3,710,200)	(3,710,200)	0.00
2101 COUNTY SCHOOL FUNDS	(15,833)	(7,963)	(6,500)	0.00	(7,500)	0.00	(7,500)	(7,500)	0.00
2102 ESD APPORTIONMENT	(55,867)	(169,914)	(122,000)	0.00	0	0.00	0	0	0.00
2105 NATURAL GAS, OIL & MINERAL RECE	(13,977)	0	0	0.00	0	0.00	0	0	0.00
2000 INTERMEDIATE SOURCES	(85,677)	(177,877)	(128,500)	0.00	(7,500)	0.00	(7,500)	(7,500)	0.00
3101 STATE SCHOOL FUND	(2,745,188)	(2,946,313)	(2,908,396)	0.00	(3,236,024)	0.00	(3,236,024)	(3,236,024)	0.00
3103 COMMON SCHOOL FUND	(62,564)	(64,428)	(62,074)	0.00	(67,928)	0.00	(67,928)	(67,928)	0.00
3104 STATE MANAGED COUNTY TIMBER	(49,812)	(69,757)	(30,000)	0.00	(50,000)	0.00	(50,000)	(50,000)	0.00
3110 SCHOOL IMPROVEMENT FUND	(240)	(4,295)	0	0.00	0	0.00	0	0	0.00
3199 STATE UNRESTRICTED GRANTS IN A	0	(44,387)	(46,000)	0.00	(46,000)	0.00	(46,000)	(46,000)	0.00
3299 STATE RESTRICTED GRANTS-IN-AID	0	(6,650)	0	0.00	0	0.00	0	0	0.00
3000 STATE SOURCES	(2,857,805)	(3,135,830)	(3,046,470)	0.00	(3,399,952)	0.00	(3,399,952)	(3,399,952)	0.00
5140 Q-M MORTGAGE PAYMENT	(8,666)	0	0	0.00	0	0.00	0	0	0.00
5200 INTERFUND TRANSFER	0	(99,152)	0	0.00	(425,000)	0.00	(425,000)	(425,000)	0.00
5400 BEGINNING FUND BALANCE	(594,001)	(286,388)	(265,736)	0.00	(250,786)	0.00	(250,786)	(250,786)	0.00
5000 BEG BAL/TRANS/OTHER SOURCES	(602,667)	(385,540)	(265,736)	0.00	(675,786)	0.00	(675,786)	(675,786)	0.00
Total Fund 100 GENERAL FUND	(7,387,095)	(7,349,272)	(7,341,656)	0.00	(7,793,438)	0.00	(7,793,438)	(7,793,438)	0.00

Clatskanie School District
PO Box 678 Clatskanie, OR 97016

Requirements Report

		FY1314 ACTUALS	FY1415 ACTUALS	FY1516 ADOPTED	FTE	FY1617 PROPOSED	PROPOSED FTE	FY1617 APPROVED	FY1617 ADOPTED	ADOPTED FTE
Fund 100 GENERAL FUND										
Function 1111	ELEMENTARY, K-6									
111	CERTIFICATED SALARIES	877,491	891,138	896,199	15.58	866,621	14.58	866,621	866,621	14.58
112	CLASSIFIED SALARIES	5,109	5,356	5,552	0.25	5,871	0.25	5,871	5,871	0.25
121	SUBSTITUTES CERTIFICATED	107,711	38,437	30,000	0.00	30,000	0.00	30,000	30,000	0.00
122	SUBSTITUTE CLASSIFIED SAL	2,785	5,834	1,500	0.00	1,500	0.00	1,500	1,500	0.00
130	ADDITIONAL SALARY	12,403	26,064	14,187	0.00	21,411	0.00	21,411	21,411	0.00
100	SALARIES	1,005,499	966,828	947,438	15.83	925,404	14.84	925,404	925,404	14.84
211	PUBLIC EMPLOYEES RETIREME	200,670	197,009	188,006	0.00	179,812	0.00	179,812	179,812	0.00
220	SOCIAL SECURITY	76,046	75,781	71,918	0.00	70,548	0.00	70,548	70,548	0.00
231	WORKERS COMPENSATON	6,079	4,219	3,964	0.00	2,933	0.00	2,933	2,933	0.00
232	UNEMPLOYMENT COMPENSATION	0	0	0	0.00	162	0.00	162	162	0.00
241	HEALTH INSURANCE	210,611	237,334	283,614	0.00	252,233	0.00	252,233	252,233	0.00
200	ASSOCIATED PAYROLL COSTS	493,406	514,343	547,503	0.00	505,687	0.00	505,687	505,687	0.00
322	REPAIRS & MAINTENANCE SER	450	356	1,000	0.00	1,000	0.00	1,000	1,000	0.00
324	RENTALS	7,126	10,612	7,500	0.00	7,500	0.00	7,500	7,500	0.00
300	PURCHASED SERVICES	7,576	10,969	8,500	0.00	8,500	0.00	8,500	8,500	0.00
410	CONSUMABLE SUPPLIES & MAT	22,372	22,082	19,000	0.00	19,000	0.00	19,000	19,000	0.00
420	TEXTBOOKS	2,708	35,142	0	0.00	3,333	0.00	3,333	3,333	0.00
470	COMPUTER SOFTWARE	0	0	3,333	0.00	0	0.00	0	0	0.00
400	SUPPLIES & MATERIALS	25,080	57,224	22,333	0.00	22,333	0.00	22,333	22,333	0.00
Total Function 1111	ELEMENTARY, K-6	1,531,561	1,549,364	1,525,774	15.83	1,461,923	14.84	1,461,923	1,461,923	14.84
Function 1113	ELEMENTARY EXTRACURRICULA									
130	ADDITIONAL SALARY	1,600	1,600	0	0.00	0	0.00	0	0	0.00
100	SALARIES	1,600	1,600	0	0.00	0	0.00	0	0	0.00
211	PUBLIC EMPLOYEES RETIREME	349	341	0	0.00	0	0.00	0	0	0.00
220	SOCIAL SECURITY	114	121	0	0.00	0	0.00	0	0	0.00
231	WORKERS COMPENSATON	10	7	0	0.00	0	0.00	0	0	0.00
241	HEALTH INSURANCE	498	0	0	0.00	0	0.00	0	0	0.00

Requirements Report

		FY1314	FY1415	FY1516	FTE	FY1617	PROPOSED FTE	FY1617	FY1617	ADOPTED FTE
		ACTUALS	ACTUALS	ADOPTED		PROPOSED		APPROVED	ADOPTED	

Fund 100 GENERAL FUND

200	ASSOCIATED PAYROLL COSTS	971	469	0	0.00	0	0.00	0	0	0.00
Total Function 1113	ELEMENTARY EXTRACURRICULA	2,571	2,069	0	0.00	0	0.00	0	0	0.00
Function 1121	MIDDLE/JUNIOR HIGH PROGRA									
111	CERTIFICATED SALARIES	264,841	172,765	176,452	3.17	198,957	3.34	198,957	198,957	3.34
121	SUBSTITUTES CERTIFICATED	26,258	23,797	20,000	0.00	20,000	0.00	20,000	20,000	0.00
130	ADDITIONAL SALARY	613	8,762	10,398	0.00	8,937	0.00	8,937	8,937	0.00
100	SALARIES	291,712	205,325	206,850	3.17	227,894	3.34	227,894	227,894	3.34
211	PUBLIC EMPLOYEES RETIREME	56,622	40,235	38,191	0.00	39,053	0.00	39,053	39,053	0.00
220	SOCIAL SECURITY	21,913	15,544	15,659	0.00	17,394	0.00	17,394	17,394	0.00
231	WORKERS COMPENSATON	1,762	858	857	0.00	713	0.00	713	713	0.00
232	UNEMPLOYMENT COMPENSATION	0	0	0	0.00	40	0.00	40	40	0.00
241	HEALTH INSURANCE	69,079	48,098	53,905	0.00	45,789	0.00	45,789	45,789	0.00
200	ASSOCIATED PAYROLL COSTS	149,376	104,736	108,612	0.00	102,989	0.00	102,989	102,989	0.00
322	REPAIRS & MAINTENANCE SER	990	0	1,050	0.00	1,050	0.00	1,050	1,050	0.00
324	RENTALS	5,969	6,443	7,000	0.00	7,000	0.00	7,000	7,000	0.00
353	POSTAGE	0	196	500	0.00	500	0.00	500	500	0.00
355	PRINTING & BINDING	0	147	1,000	0.00	1,000	0.00	1,000	1,000	0.00
300	PURCHASED SERVICES	6,959	6,786	9,550	0.00	9,550	0.00	9,550	9,550	0.00
410	CONSUMABLE SUPPLIES & MAT	3,058	4,227	7,800	0.00	7,800	0.00	7,800	7,800	0.00
420	TEXTBOOKS	2,058	0	0	0.00	0	0.00	0	0	0.00
470	COMPUTER SOFTWARE	2,499	232	3,333	0.00	3,333	0.00	3,333	3,333	0.00
400	SUPPLIES & MATERIALS	7,615	4,459	11,133	0.00	11,133	0.00	11,133	11,133	0.00
640	DUES & FEES	3,235	2,637	600	0.00	600	0.00	600	600	0.00
600	OTHER OBJECTS	3,235	2,637	600	0.00	600	0.00	600	600	0.00
Total Function 1121	MIDDLE/JUNIOR HIGH PROGRA	458,896	323,943	336,745	3.17	352,166	3.34	352,166	352,166	3.34
Function 1122	MIDDLE/JR HS EXTRACURRICULAR									
123	TEMPORARY CERTIFIED SALAR	300	240	0	0.00	0	0.00	0	0	0.00
100	SALARIES	300	240	0	0.00	0	0.00	0	0	0.00

Requirements Report

		FY1314 ACTUALS	FY1415 ACTUALS	FY1516 ADOPTED	FTE	FY1617 PROPOSED	PROPOSED FTE	FY1617 APPROVED	FY1617 ADOPTED	ADOPTED FTE
--	--	-------------------	-------------------	-------------------	-----	--------------------	--------------	--------------------	-------------------	-------------

Fund 100 GENERAL FUND

Function 1122 MIDDLE/JR HS EXTRACURRICULAR

	211 PUBLIC EMPLOYEES RETIREME	64	49	0	0.00	0	0.00	0	0	0.00
	220 SOCIAL SECURITY	23	18	0	0.00	0	0.00	0	0	0.00
	231 WORKERS COMPENSATON	2	1	0	0.00	0	0.00	0	0	0.00
	241 HEALTH INSURANCE	62	0	0	0.00	0	0.00	0	0	0.00
200	ASSOCIATED PAYROLL COSTS	151	68	0	0.00	0	0.00	0	0	0.00
	310 PROFESSIONAL & TECHNICAL	0	876	3,500	0.00	3,500	0.00	3,500	3,500	0.00
	343 STUDENT TRAVEL	0	0	6,000	0.00	6,000	0.00	6,000	6,000	0.00
300	PURCHASED SERVICES	0	876	9,500	0.00	9,500	0.00	9,500	9,500	0.00
	640 DUES & FEES	1,830	0	0	0.00	0	0.00	0	0	0.00
600	OTHER OBJECTS	1,830	0	0	0.00	0	0.00	0	0	0.00
Total Function 1122	MIDDLE/JR HS EXTRACURRICULAR	2,281	1,184	9,500	0.00	9,500	0.00	9,500	9,500	0.00

Function 1131 HIGH SCHOOL PROGRAMS

	111 CERTIFICATED SALARIES	506,178	607,959	609,636	10.67	627,076	10.67	627,076	627,076	10.67
	112 CLASSIFIED SALARIES	1,233	1,322	1,426	0.06	0	0.00	0	0	0.00
	121 SUBSTITUTES CERTIFICATED	27,297	43,028	27,000	0.00	27,000	0.00	27,000	27,000	0.00
	122 SUBSTITUTE CLASSIFIED SAL	448	884	0	0.00	0	0.00	0	0	0.00
	130 ADDITIONAL SALARY	10,096	19,603	31,364	0.00	45,763	0.00	45,763	45,763	0.00
100	SALARIES	545,251	672,795	669,426	10.73	699,839	10.67	699,839	699,839	10.67
	211 PUBLIC EMPLOYEES RETIREME	108,188	135,119	124,348	0.00	114,958	0.00	114,958	114,958	0.00
	220 SOCIAL SECURITY	40,764	50,628	50,663	0.00	53,027	0.00	53,027	53,027	0.00
	231 WORKERS COMPENSATON	3,304	2,823	2,792	0.00	2,215	0.00	2,215	2,215	0.00
	232 UNEMPLOYMENT COMPENSATION	0	0	0	0.00	121	0.00	121	121	0.00
	241 HEALTH INSURANCE	141,314	140,643	155,618	0.00	185,875	0.00	185,875	185,875	0.00
200	ASSOCIATED PAYROLL COSTS	293,570	329,213	333,421	0.00	356,197	0.00	356,197	356,197	0.00
	310 PROFESSIONAL & TECHNICAL	0	5,000	0	0.00	0	0.00	0	0	0.00
	322 REPAIRS & MAINTENANCE SER	1,832	780	2,550	0.00	2,550	0.00	2,550	2,550	0.00
	324 RENTALS	5,969	6,443	7,000	0.00	7,000	0.00	7,000	7,000	0.00
	340 TRAVEL	770	1,232	0	0.00	0	0.00	0	0	0.00
	343 STUDENT TRAVEL	0	0	2,000	0.00	2,000	0.00	2,000	2,000	0.00

Requirements Report

		FY1314 ACTUALS	FY1415 ACTUALS	FY1516 ADOPTED	FTE	FY1617 PROPOSED	PROPOSED FTE	FY1617 APPROVED	FY1617 ADOPTED	ADOPTED FTE
--	--	-------------------	-------------------	-------------------	-----	--------------------	--------------	--------------------	-------------------	-------------

Fund 100 GENERAL FUND

Function 1131 HIGH SCHOOL PROGRAMS

353	POSTAGE	0	245	0	0.00	0	0.00	0	0	0.00
300	PURCHASED SERVICES	8,571	13,701	11,550	0.00	11,550	0.00	11,550	11,550	0.00
410	CONSUMABLE SUPPLIES & MAT	11,964	23,499	21,000	0.00	21,000	0.00	21,000	21,000	0.00
420	TEXTBOOKS	1,882	56	0	0.00	0	0.00	0	0	0.00
460	NONCONSUMABLE SUPPLIES	3,333	0	1,000	0.00	1,000	0.00	1,000	1,000	0.00
470	COMPUTER SOFTWARE	900	273	3,334	0.00	3,334	0.00	3,334	3,334	0.00
400	SUPPLIES & MATERIALS	18,078	23,828	25,334	0.00	25,334	0.00	25,334	25,334	0.00
640	DUES & FEES	1,970	3,655	2,600	0.00	2,600	0.00	2,600	2,600	0.00
600	OTHER OBJECTS	1,970	3,655	2,600	0.00	2,600	0.00	2,600	2,600	0.00
Total Function 1131	HIGH SCHOOL PROGRAMS	867,440	1,043,192	1,042,331	10.73	1,095,520	10.67	1,095,520	1,095,520	10.67

Function 1132 HIGH SCHOOL COCURRICULAR

111	CERTIFICATED SALARIES	30	0	0	0.00	30,092	0.50	30,092	30,092	0.50
122	SUBSTITUTE CLASSIFIED SAL	36	0	0	0.00	0	0.00	0	0	0.00
123	TEMPORARY CERTIFIED SALAR	34,221	20,054	16,216	0.00	8,562	0.00	8,562	8,562	0.00
124	TEMPORARY CLASSIFIED SALA	0	3,350	0	0.00	3,892	0.00	3,892	3,892	0.00
130	ADDITIONAL SALARY	0	28,663	44,392	0.00	49,812	0.00	49,812	49,812	0.00
100	SALARIES	34,287	52,067	60,608	0.00	92,358	0.50	92,358	92,358	0.50
211	PUBLIC EMPLOYEES RETIREME	4,106	7,669	9,201	0.00	13,105	0.00	13,105	13,105	0.00
220	SOCIAL SECURITY	2,605	3,956	4,605	0.00	7,056	0.00	7,056	7,056	0.00
231	WORKERS COMPENSATON	406	305	355	0.00	376	0.00	376	376	0.00
232	UNEMPLOYMENT COMPENSATION	0	0	0	0.00	16	0.00	16	16	0.00
241	HEALTH INSURANCE	4,716	2,942	0	0.00	10,204	0.00	10,204	10,204	0.00
200	ASSOCIATED PAYROLL COSTS	11,833	14,872	14,161	0.00	30,757	0.00	30,757	30,757	0.00
310	PROFESSIONAL & TECHNICAL	481	1,585	0	0.00	0	0.00	0	0	0.00
322	REPAIRS & MAINTENANCE SER	2,150	4,663	8,000	0.00	8,000	0.00	8,000	8,000	0.00
340	TRAVEL	2,693	1,746	0	0.00	0	0.00	0	0	0.00
343	STUDENT TRAVEL	31,908	34,110	35,500	0.00	40,000	0.00	40,000	40,000	0.00
300	PURCHASED SERVICES	37,232	42,104	43,500	0.00	48,000	0.00	48,000	48,000	0.00
410	CONSUMABLE SUPPLIES & MAT	8,908	10,183	10,000	0.00	13,000	0.00	13,000	13,000	0.00

Requirements Report

		FY1314 ACTUALS	FY1415 ACTUALS	FY1516 ADOPTED	FTE	FY1617 PROPOSED	PROPOSED FTE	FY1617 APPROVED	FY1617 ADOPTED	ADOPTED FTE
--	--	-------------------	-------------------	-------------------	-----	--------------------	--------------	--------------------	-------------------	-------------

Fund 100 GENERAL FUND

Function 1132 HIGH SCHOOL COCURRICULAR

	460	NONCONSUMABLE SUPPLIES	3,545	1,793	0	0.00	0	0.00	0	0	0.00
	400	SUPPLIES & MATERIALS	12,453	11,975	10,000	0.00	13,000	0.00	13,000	13,000	0.00
	640	DUES & FEES	23,730	19,694	16,000	0.00	18,000	0.00	18,000	18,000	0.00
	600	OTHER OBJECTS	23,730	19,694	16,000	0.00	18,000	0.00	18,000	18,000	0.00

Total Function	1132	HIGH SCHOOL COCURRICULAR	119,536	140,711	144,270	0.00	202,115	0.50	202,115	202,115	0.50
-----------------------	-------------	---------------------------------	----------------	----------------	----------------	-------------	----------------	-------------	----------------	----------------	-------------

Function 1210 TALENTED & GIFTED STUDENTS

	340	TRAVEL	0	81	0	0.00	0	0.00	0	0	0.00
	300	PURCHASED SERVICES	0	81	0	0.00	0	0.00	0	0	0.00
	410	CONSUMABLE SUPPLIES & MAT	0	476	3,000	0.00	3,000	0.00	3,000	3,000	0.00
	400	SUPPLIES & MATERIALS	0	476	3,000	0.00	3,000	0.00	3,000	3,000	0.00

Total Function	1210	TALENTED & GIFTED STUDENTS	0	557	3,000	0.00	3,000	0.00	3,000	3,000	0.00
-----------------------	-------------	---------------------------------------	----------	------------	--------------	-------------	--------------	-------------	--------------	--------------	-------------

Function 1220 CLASSRMS FOR DISABLED STUDENTS

	111	CERTIFICATED SALARIES	27,973	47,522	50,235	1.00	52,797	1.00	52,797	52,797	1.00
	112	CLASSIFIED SALARIES	88,197	91,823	92,178	4.63	91,842	4.44	91,842	91,842	4.44
	121	SUBSTITUTES CERTIFICATED	30,579	2,796	5,000	0.00	5,000	0.00	5,000	5,000	0.00
	122	SUBSTITUTE CLASSIFIED SAL	7,815	9,933	5,000	0.00	5,000	0.00	5,000	5,000	0.00
	130	ADDITIONAL SALARY	2,370	632	1,298	0.00	570	0.00	570	570	0.00
	100	SALARIES	156,935	152,705	153,711	5.63	155,210	5.44	155,210	155,210	5.44
	211	PUBLIC EMPLOYEES RETIREME	28,099	28,966	30,163	0.00	28,218	0.00	28,218	28,218	0.00
	220	SOCIAL SECURITY	11,493	11,216	11,259	0.00	11,761	0.00	11,761	11,761	0.00
	231	WORKERS COMPENSATON	1,022	715	703	0.00	551	0.00	551	551	0.00
	232	UNEMPLOYMENT COMPENSATION	0	0	0	0.00	27	0.00	27	27	0.00
	241	HEALTH INSURANCE	88,604	92,264	96,970	0.00	107,523	0.00	107,523	107,523	0.00
	200	ASSOCIATED PAYROLL COSTS	129,218	133,161	139,095	0.00	148,080	0.00	148,080	148,080	0.00
	310	PROFESSIONAL & TECHNICAL	90,000	135,000	90,000	0.00	90,000	0.00	90,000	90,000	0.00
	340	TRAVEL	0	105	500	0.00	500	0.00	500	500	0.00
	300	PURCHASED SERVICES	90,000	135,105	90,500	0.00	90,500	0.00	90,500	90,500	0.00

Requirements Report

	FY1314 ACTUALS	FY1415 ACTUALS	FY1516 ADOPTED	FTE	FY1617 PROPOSED	PROPOSED FTE	FY1617 APPROVED	FY1617 ADOPTED	ADOPTED FTE
--	-------------------	-------------------	-------------------	-----	--------------------	--------------	--------------------	-------------------	-------------

Fund 100 GENERAL FUND

Function 1220 CLASSRMS FOR DISABLED STUDENTS

	410 CONSUMABLE SUPPLIES & MAT	1,707	769	1,000	0.00	1,000	0.00	1,000	1,000	0.00
--	-------------------------------	-------	-----	-------	------	-------	------	-------	-------	------

	400 SUPPLIES & MATERIALS	1,707	769	1,000	0.00	1,000	0.00	1,000	1,000	0.00
--	-------------------------------------	--------------	------------	--------------	-------------	--------------	-------------	--------------	--------------	-------------

	Total Function 1220 CLASSRMS FOR DISABLED STUDENTS	377,860	421,739	384,306	5.63	394,790	5.44	394,790	394,790	5.44
--	---	----------------	----------------	----------------	-------------	----------------	-------------	----------------	----------------	-------------

Function 1250 RESOURCE ROOMS

	111 CERTIFICATED SALARIES	207,024	167,664	159,190	3.00	152,785	2.33	152,785	152,785	2.33
	112 CLASSIFIED SALARIES	77,848	67,472	85,226	3.69	93,324	3.81	93,324	93,324	3.81
	121 SUBSTITUTES CERTIFICATED	13,968	11,685	9,000	0.00	9,000	0.00	9,000	9,000	0.00
	122 SUBSTITUTE CLASSIFIED SAL	4,269	6,727	4,500	0.00	4,500	0.00	4,500	4,500	0.00
	130 ADDITIONAL SALARY	2,705	6,878	4,735	0.00	1,261	0.00	1,261	1,261	0.00

	100 SALARIES	305,814	260,426	262,651	6.69	260,870	6.14	260,870	260,870	6.14
--	---------------------	----------------	----------------	----------------	-------------	----------------	-------------	----------------	----------------	-------------

	211 PUBLIC EMPLOYEES RETIREME	56,714	50,554	44,930	0.00	52,492	0.00	52,492	52,492	0.00
	220 SOCIAL SECURITY	22,332	19,556	18,767	0.00	19,668	0.00	19,668	19,668	0.00
	231 WORKERS COMPENSATON	1,907	1,207	1,128	0.00	874	0.00	874	874	0.00
	232 UNEMPLOYMENT COMPENSATION	0	0	0	0.00	45	0.00	45	45	0.00
	241 HEALTH INSURANCE	113,944	116,738	124,892	0.00	135,729	0.00	135,729	135,729	0.00

	200 ASSOCIATED PAYROLL COSTS	194,897	188,056	189,718	0.00	208,808	0.00	208,808	208,808	0.00
--	-------------------------------------	----------------	----------------	----------------	-------------	----------------	-------------	----------------	----------------	-------------

	310 PROFESSIONAL & TECHNICAL	0	0	1,000	0.00	1,000	0.00	1,000	1,000	0.00
	340 TRAVEL	346	62	500	0.00	500	0.00	500	500	0.00

	300 PURCHASED SERVICES	346	62	1,500	0.00	1,500	0.00	1,500	1,500	0.00
--	-------------------------------	------------	-----------	--------------	-------------	--------------	-------------	--------------	--------------	-------------

	410 CONSUMABLE SUPPLIES & MAT	1,267	2,013	3,500	0.00	3,500	0.00	3,500	3,500	0.00
--	-------------------------------	-------	-------	-------	------	-------	------	-------	-------	------

	400 SUPPLIES & MATERIALS	1,267	2,013	3,500	0.00	3,500	0.00	3,500	3,500	0.00
--	-------------------------------------	--------------	--------------	--------------	-------------	--------------	-------------	--------------	--------------	-------------

	Total Function 1250 RESOURCE ROOMS	502,324	450,556	457,369	6.69	474,678	6.14	474,678	474,678	6.14
--	---	----------------	----------------	----------------	-------------	----------------	-------------	----------------	----------------	-------------

Function 1272 TITLE 1

	112 CLASSIFIED SALARIES	1,279	0	0	0.00	0	0.00	0	0	0.00
	122 SUBSTITUTE CLASSIFIED SAL	1,064	0	0	0.00	0	0.00	0	0	0.00
	130 ADDITIONAL SALARY	29	0	0	0.00	0	0.00	0	0	0.00

	100 SALARIES	2,372	0	0	0.00	0	0.00	0	0	0.00
--	---------------------	--------------	----------	----------	-------------	----------	-------------	----------	----------	-------------

Requirements Report

		FY1314 ACTUALS	FY1415 ACTUALS	FY1516 ADOPTED	FTE	FY1617 PROPOSED	PROPOSED FTE	FY1617 APPROVED	FY1617 ADOPTED	ADOPTED FTE
--	--	-------------------	-------------------	-------------------	-----	--------------------	--------------	--------------------	-------------------	-------------

Fund 100 GENERAL FUND

Function 1272 TITLE 1

211	PUBLIC EMPLOYEES RETIREME	6	0	0	0.00	0	0.00	0	0	0.00
220	SOCIAL SECURITY	181	0	0	0.00	0	0.00	0	0	0.00
231	WORKERS COMPENSATON	35	0	0	0.00	0	0.00	0	0	0.00
241	HEALTH INSURANCE	23	0	0	0.00	0	0.00	0	0	0.00

200	ASSOCIATED PAYROLL COSTS	246	0	0	0.00	0	0.00	0	0	0.00
------------	---------------------------------	------------	----------	----------	-------------	----------	-------------	----------	----------	-------------

Total Function 1272 TITLE 1

		2,618	0	0	0.00	0	0.00	0	0	0.00
--	--	--------------	----------	----------	-------------	----------	-------------	----------	----------	-------------

Function 1280 ALTERNATIVE EDUCATION

111	CERTIFICATED SALARIES	7,927	8,334	8,796	0.17	10,552	0.17	10,552	10,552	0.17
123	TEMPORARY CERTIFIED SALAR	0	3,114	0	0.00	0	0.00	0	0	0.00
130	ADDITIONAL SALARY	0	0	95	0.00	100	0.00	100	100	0.00

100	SALARIES	7,927	11,448	8,892	0.17	10,652	0.17	10,652	10,652	0.17
------------	-----------------	--------------	---------------	--------------	-------------	---------------	-------------	---------------	---------------	-------------

211	PUBLIC EMPLOYEES RETIREME	1,608	2,312	1,568	0.00	2,163	0.00	2,163	2,163	0.00
220	SOCIAL SECURITY	594	863	672	0.00	815	0.00	815	815	0.00
231	WORKERS COMPENSATON	48	49	38	0.00	34	0.00	34	34	0.00
232	UNEMPLOYMENT COMPENSATION	0	0	0	0.00	2	0.00	2	2	0.00
241	HEALTH INSURANCE	2,627	3,103	2,865	0.00	307	0.00	307	307	0.00

200	ASSOCIATED PAYROLL COSTS	4,878	6,328	5,143	0.00	3,321	0.00	3,321	3,321	0.00
------------	---------------------------------	--------------	--------------	--------------	-------------	--------------	-------------	--------------	--------------	-------------

311	INSTRUCTION SERVICES	0	0	1,500	0.00	1,500	0.00	1,500	1,500	0.00
360	CHARTER SCHOOL PAYMENTS	0	0	1,000	0.00	1,000	0.00	1,000	1,000	0.00
370	TUITION	36,322	39,614	43,000	0.00	43,000	0.00	43,000	43,000	0.00

300	PURCHASED SERVICES	36,322	39,614	45,500	0.00	45,500	0.00	45,500	45,500	0.00
------------	---------------------------	---------------	---------------	---------------	-------------	---------------	-------------	---------------	---------------	-------------

Total Function 1280 ALTERNATIVE EDUCATION

		49,127	57,390	59,534	0.17	59,473	0.17	59,473	59,473	0.17
--	--	---------------	---------------	---------------	-------------	---------------	-------------	---------------	---------------	-------------

Function 1291 ENGLISH 2ND LANGUAGE PROG

111	CERTIFICATED SALARIES	17,501	0	0	0.00	0	0.00	0	0	0.00
121	SUBSTITUTES CERTIFICATED	2,260	1,917	0	0.00	0	0.00	0	0	0.00
130	ADDITIONAL SALARY	0	0	3,507	0.00	0	0.00	0	0	0.00

100	SALARIES	19,760	1,917	3,507	0.00	0	0.00	0	0	0.00
------------	-----------------	---------------	--------------	--------------	-------------	----------	-------------	----------	----------	-------------

211	PUBLIC EMPLOYEES RETIREME	3,750	17	924	0.00	0	0.00	0	0	0.00
-----	---------------------------	-------	----	-----	------	---	------	---	---	------

Requirements Report

	FY1314 ACTUALS	FY1415 ACTUALS	FY1516 ADOPTED	FTE	FY1617 PROPOSED	PROPOSED FTE	FY1617 APPROVED	FY1617 ADOPTED	ADOPTED FTE
--	-------------------	-------------------	-------------------	-----	--------------------	--------------	--------------------	-------------------	-------------

Fund 100 GENERAL FUND

Function 1291 ENGLISH 2ND LANGUAGE PROG

	220 SOCIAL SECURITY	1,511	147	267	0.00	0	0.00	0	0	0.00
	231 WORKERS COMPENSATON	120	9	15	0.00	0	0.00	0	0	0.00
	241 HEALTH INSURANCE	72	0	0	0.00	0	0.00	0	0	0.00

200	ASSOCIATED PAYROLL COSTS	5,452	173	1,206	0.00	0	0.00	0	0	0.00
------------	---------------------------------	--------------	------------	--------------	-------------	----------	-------------	----------	----------	-------------

	340 TRAVEL	0	365	0	0.00	0	0.00	0	0	0.00
--	------------	---	-----	---	------	---	------	---	---	------

300	PURCHASED SERVICES	0	365	0	0.00	0	0.00	0	0	0.00
------------	---------------------------	----------	------------	----------	-------------	----------	-------------	----------	----------	-------------

Total Function 1291	ENGLISH 2ND LANGUAGE PROG	25,213	2,456	4,713	0.00	0	0.00	0	0	0.00
----------------------------	----------------------------------	---------------	--------------	--------------	-------------	----------	-------------	----------	----------	-------------

Function 2122 COUNSELING SERVICES

	111 CERTIFICATED SALARIES	67,469	66,920	69,427	1.00	138,783	2.00	138,783	138,783	2.00
	121 SUBSTITUTES CERTIFICATED	0	0	300	0.00	300	0.00	300	300	0.00
	130 ADDITIONAL SALARY	1,380	3,763	3,289	0.00	3,393	0.00	3,393	3,393	0.00

100	SALARIES	68,849	70,683	73,016	1.00	142,476	2.00	142,476	142,476	2.00
------------	-----------------	---------------	---------------	---------------	-------------	----------------	-------------	----------------	----------------	-------------

	211 PUBLIC EMPLOYEES RETIREME	15,346	15,755	16,304	0.00	31,815	0.00	31,815	31,815	0.00
	220 SOCIAL SECURITY	5,235	5,394	5,572	0.00	10,888	0.00	10,888	10,888	0.00
	231 WORKERS COMPENSATON	409	291	300	0.00	448	0.00	448	448	0.00
	232 UNEMPLOYMENT COMPENSATION	0	0	0	0.00	25	0.00	25	25	0.00
	241 HEALTH INSURANCE	16,114	17,391	24,929	0.00	40,759	0.00	40,759	40,759	0.00

200	ASSOCIATED PAYROLL COSTS	37,104	38,832	47,106	0.00	83,935	0.00	83,935	83,935	0.00
------------	---------------------------------	---------------	---------------	---------------	-------------	---------------	-------------	---------------	---------------	-------------

	310 PROFESSIONAL & TECHNICAL	5,502	0	0	0.00	15,000	0.00	15,000	15,000	0.00
--	------------------------------	-------	---	---	------	--------	------	--------	--------	------

300	PURCHASED SERVICES	5,502	0	0	0.00	15,000	0.00	15,000	15,000	0.00
------------	---------------------------	--------------	----------	----------	-------------	---------------	-------------	---------------	---------------	-------------

	410 CONSUMABLE SUPPLIES & MAT	3,255	1,071	1,100	0.00	1,100	0.00	1,100	1,100	0.00
--	-------------------------------	-------	-------	-------	------	-------	------	-------	-------	------

400	SUPPLIES & MATERIALS	3,255	1,071	1,100	0.00	1,100	0.00	1,100	1,100	0.00
------------	---------------------------------	--------------	--------------	--------------	-------------	--------------	-------------	--------------	--------------	-------------

	640 DUES & FEES	35	38	200	0.00	200	0.00	200	200	0.00
--	-----------------	----	----	-----	------	-----	------	-----	-----	------

600	OTHER OBJECTS	35	38	200	0.00	200	0.00	200	200	0.00
------------	----------------------	-----------	-----------	------------	-------------	------------	-------------	------------	------------	-------------

Total Function 2122	COUNSELING SERVICES	114,745	110,624	121,422	1.00	242,712	2.00	242,712	242,712	2.00
----------------------------	----------------------------	----------------	----------------	----------------	-------------	----------------	-------------	----------------	----------------	-------------

Function 2130 HEALTH SERVICES

	310 PROFESSIONAL & TECHNICAL	250	1,359	3,000	0.00	3,000	0.00	3,000	3,000	0.00
--	------------------------------	-----	-------	-------	------	-------	------	-------	-------	------

Requirements Report

	FY1314 ACTUALS	FY1415 ACTUALS	FY1516 ADOPTED	FTE	FY1617 PROPOSED	PROPOSED FTE	FY1617 APPROVED	FY1617 ADOPTED	ADOPTED FTE
--	-------------------	-------------------	-------------------	-----	--------------------	--------------	--------------------	-------------------	-------------

Fund 100 GENERAL FUND

Function 2130 HEALTH SERVICES

	340 TRAVEL	0	1,286	0	0.00	0	0.00	0	0	0.00
	300 PURCHASED SERVICES	250	2,645	3,000	0.00	3,000	0.00	3,000	3,000	0.00
	410 CONSUMABLE SUPPLIES & MAT	0	217	0	0.00	0	0.00	0	0	0.00
	400 SUPPLIES & MATERIALS	0	217	0	0.00	0	0.00	0	0	0.00

Total Function 2130 HEALTH SERVICES	250	2,862	3,000	0.00	3,000	0.00	3,000	3,000	0.00
--	------------	--------------	--------------	-------------	--------------	-------------	--------------	--------------	-------------

Function 2134 NURSE SERVICES

	111 CERTIFICATED SALARIES	35,498	37,481	38,666	0.67	40,478	0.67	40,478	40,478	0.67
	130 ADDITIONAL SALARY	0	0	407	0.00	440	0.00	440	440	0.00
	100 SALARIES	35,498	37,481	39,073	0.67	40,918	0.67	40,918	40,918	0.67
	211 PUBLIC EMPLOYEES RETIREME	7,912	8,355	8,725	0.00	9,137	0.00	9,137	9,137	0.00
	220 SOCIAL SECURITY	2,648	2,806	2,936	0.00	3,111	0.00	3,111	3,111	0.00
	231 WORKERS COMPENSATON	214	157	163	0.00	130	0.00	130	130	0.00
	232 UNEMPLOYMENT COMPENSATION	0	0	0	0.00	7	0.00	7	7	0.00
	241 HEALTH INSURANCE	10,555	11,661	12,500	0.00	12,422	0.00	12,422	12,422	0.00
	200 ASSOCIATED PAYROLL COSTS	21,330	22,979	24,325	0.00	24,807	0.00	24,807	24,807	0.00
	410 CONSUMABLE SUPPLIES & MAT	778	60	1,000	0.00	1,000	0.00	1,000	1,000	0.00
	460 NONCONSUMABLE SUPPLIES	100	0	200	0.00	200	0.00	200	200	0.00
	470 COMPUTER SOFTWARE	10	0	0	0.00	0	0.00	0	0	0.00
	400 SUPPLIES & MATERIALS	888	60	1,200	0.00	1,200	0.00	1,200	1,200	0.00

Total Function 2134 NURSE SERVICES	57,716	60,520	64,598	0.67	66,925	0.67	66,925	66,925	0.67
---	---------------	---------------	---------------	-------------	---------------	-------------	---------------	---------------	-------------

Function 2139 OTHER HEALTH SERVICES

	310 PROFESSIONAL & TECHNICAL	3,431	3,798	2,700	0.00	2,700	0.00	2,700	2,700	0.00
	300 PURCHASED SERVICES	3,431	3,798	2,700	0.00	2,700	0.00	2,700	2,700	0.00
	410 CONSUMABLE SUPPLIES & MAT	465	698	0	0.00	0	0.00	0	0	0.00
	400 SUPPLIES & MATERIALS	465	698	0	0.00	0	0.00	0	0	0.00

Total Function 2139 OTHER HEALTH SERVICES	3,896	4,496	2,700	0.00	2,700	0.00	2,700	2,700	0.00
--	--------------	--------------	--------------	-------------	--------------	-------------	--------------	--------------	-------------

Requirements Report

		FY1314 ACTUALS	FY1415 ACTUALS	FY1516 ADOPTED	FTE	FY1617 PROPOSED	PROPOSED FTE	FY1617 APPROVED	FY1617 ADOPTED	ADOPTED FTE
--	--	-------------------	-------------------	-------------------	-----	--------------------	--------------	--------------------	-------------------	-------------

Fund 100 GENERAL FUND

Function 2150 SPEECH PATHOLOGY

	410 CONSUMABLE SUPPLIES & MAT	0	370	3,500	0.00	3,500	0.00	3,500	3,500	0.00
--	-------------------------------	---	-----	-------	------	-------	------	-------	-------	------

	400 SUPPLIES & MATERIALS	0	370	3,500	0.00	3,500	0.00	3,500	3,500	0.00
--	-------------------------------------	----------	------------	--------------	-------------	--------------	-------------	--------------	--------------	-------------

	Total Function 2150 SPEECH PATHOLOGY	0	370	3,500	0.00	3,500	0.00	3,500	3,500	0.00
--	---	----------	------------	--------------	-------------	--------------	-------------	--------------	--------------	-------------

Function 2190 SERVICE DIRECTION/STUDENT

	113 ADMINISTRATORS	0	80,380	56,375	0.50	57,502	0.50	57,502	57,502	0.50
--	--------------------	---	--------	--------	------	--------	------	--------	--------	------

	114 MANAGERIAL/CONFIDENTIAL C	10,805	10,952	17,222	0.50	12,387	0.40	12,387	12,387	0.40
--	-------------------------------	--------	--------	--------	------	--------	------	--------	--------	------

	130 ADDITIONAL SALARY	0	0	0	0.00	666	0.00	666	666	0.00
--	-----------------------	---	---	---	------	-----	------	-----	-----	------

	100 SALARIES	10,805	91,332	73,597	1.00	70,556	0.90	70,556	70,556	0.90
--	---------------------	---------------	---------------	---------------	-------------	---------------	-------------	---------------	---------------	-------------

	211 PUBLIC EMPLOYEES RETIREME	3,057	25,853	20,850	0.00	19,988	0.00	19,988	19,988	0.00
--	-------------------------------	-------	--------	--------	------	--------	------	--------	--------	------

	220 SOCIAL SECURITY	826	6,800	5,630	0.00	5,397	0.00	5,397	5,397	0.00
--	---------------------	-----	-------	-------	------	-------	------	-------	-------	------

	231 WORKERS COMPENSATON	69	381	309	0.00	225	0.00	225	225	0.00
--	-------------------------	----	-----	-----	------	-----	------	-----	-----	------

	232 UNEMPLOYMENT COMPENSATION	0	0	0	0.00	12	0.00	12	12	0.00
--	-------------------------------	---	---	---	------	----	------	----	----	------

	241 HEALTH INSURANCE	0	151	11,366	0.00	21,567	0.00	21,567	21,567	0.00
--	----------------------	---	-----	--------	------	--------	------	--------	--------	------

	200 ASSOCIATED PAYROLL COSTS	3,952	33,184	38,155	0.00	47,191	0.00	47,191	47,191	0.00
--	-------------------------------------	--------------	---------------	---------------	-------------	---------------	-------------	---------------	---------------	-------------

	310 PROFESSIONAL & TECHNICAL	455	76	500	0.00	500	0.00	500	500	0.00
--	------------------------------	-----	----	-----	------	-----	------	-----	-----	------

	322 REPAIRS & MAINTENANCE SER	0	0	100	0.00	100	0.00	100	100	0.00
--	-------------------------------	---	---	-----	------	-----	------	-----	-----	------

	340 TRAVEL	468	179	1,000	0.00	1,000	0.00	1,000	1,000	0.00
--	------------	-----	-----	-------	------	-------	------	-------	-------	------

	300 PURCHASED SERVICES	923	255	1,600	0.00	1,600	0.00	1,600	1,600	0.00
--	-------------------------------	------------	------------	--------------	-------------	--------------	-------------	--------------	--------------	-------------

	410 CONSUMABLE SUPPLIES & MAT	943	1,330	0	0.00	0	0.00	0	0	0.00
--	-------------------------------	-----	-------	---	------	---	------	---	---	------

	400 SUPPLIES & MATERIALS	943	1,330	0	0.00	0	0.00	0	0	0.00
--	-------------------------------------	------------	--------------	----------	-------------	----------	-------------	----------	----------	-------------

	Total Function 2190 SERVICE DIRECTION/STUDENT	16,624	126,102	113,351	1.00	119,347	0.90	119,347	119,347	0.90
--	--	---------------	----------------	----------------	-------------	----------------	-------------	----------------	----------------	-------------

Function 2220 LIBRARY/MEDIA

	112 CLASSIFIED SALARIES	42,954	45,492	48,890	2.00	50,091	2.00	50,091	50,091	2.00
--	-------------------------	--------	--------	--------	------	--------	------	--------	--------	------

	122 SUBSTITUTE CLASSIFIED SAL	2,900	1,842	0	0.00	0	0.00	0	0	0.00
--	-------------------------------	-------	-------	---	------	---	------	---	---	------

	130 ADDITIONAL SALARY	123	0	0	0.00	0	0.00	0	0	0.00
--	-----------------------	-----	---	---	------	---	------	---	---	------

	100 SALARIES	45,976	47,333	48,890	2.00	50,091	2.00	50,091	50,091	2.00
--	---------------------	---------------	---------------	---------------	-------------	---------------	-------------	---------------	---------------	-------------

	211 PUBLIC EMPLOYEES RETIREME	9,382	9,691	9,771	0.00	10,016	0.00	10,016	10,016	0.00
--	-------------------------------	-------	-------	-------	------	--------	------	--------	--------	------

	220 SOCIAL SECURITY	3,359	3,503	3,680	0.00	3,777	0.00	3,777	3,777	0.00
--	---------------------	-------	-------	-------	------	-------	------	-------	-------	------

Requirements Report

		FY1314	FY1415	FY1516	FTE	FY1617	PROPOSED FTE	FY1617	FY1617	ADOPTED FTE
		ACTUALS	ACTUALS	ADOPTED		PROPOSED		APPROVED	ADOPTED	

Fund 100 GENERAL FUND

Function 2220 LIBRARY/MEDIA

231	WORKERS COMPENSATON	344	231	235	0.00	191	0.00	191	191	0.00
232	UNEMPLOYMENT COMPENSATION	0	0	0	0.00	9	0.00	9	9	0.00
241	HEALTH INSURANCE	32,498	35,145	39,610	0.00	40,684	0.00	40,684	40,684	0.00

200 ASSOCIATED PAYROLL COSTS 45,584 48,569 53,296 0.00 54,677 0.00 54,677 54,677 0.00

310	PROFESSIONAL & TECHNICAL	0	0	850	0.00	850	0.00	850	850	0.00
322	REPAIRS & MAINTENANCE SER	0	10	100	0.00	100	0.00	100	100	0.00

300 PURCHASED SERVICES 0 10 950 0.00 950 0.00 950 950 0.00

410	CONSUMABLE SUPPLIES & MAT	4,770	1,449	1,950	0.00	1,950	0.00	1,950	1,950	0.00
430	LIBRARY BOOKS	5,693	6,700	7,000	0.00	7,000	0.00	7,000	7,000	0.00
431	REFERENCE BOOKS/LIBRARY	0	0	250	0.00	250	0.00	250	250	0.00
440	PERIODICALS	290	187	100	0.00	100	0.00	100	100	0.00
460	NONCONSUMABLE SUPPLIES	0	427	500	0.00	500	0.00	500	500	0.00

400 SUPPLIES & MATERIALS 10,753 8,763 9,800 0.00 9,800 0.00 9,800 9,800 0.00

Total Function 2220 LIBRARY/MEDIA 102,313 104,675 112,936 2.00 115,518 2.00 115,518 115,518 2.00

Function 2230 ASSESSMENT AND TESTING

340	TRAVEL	0	58	0	0.00	0	0.00	0	0	0.00
-----	--------	---	----	---	------	---	------	---	---	------

300 PURCHASED SERVICES 0 58 0 0.00 0 0.00 0 0 0.00

Total Function 2230 ASSESSMENT AND TESTING 0 58 0 0.00 0 0.00 0 0 0.00

Function 2240 INSTRUCTIONAL STAFF DEVEL

245	TUITION	16,574	23,046	14,800	0.00	14,800	0.00	14,800	14,800	0.00
-----	---------	--------	--------	--------	------	--------	------	--------	--------	------

200 ASSOCIATED PAYROLL COSTS 16,574 23,046 14,800 0.00 14,800 0.00 14,800 14,800 0.00

340	TRAVEL	140	3,714	0	0.00	0	0.00	0	0	0.00
-----	--------	-----	-------	---	------	---	------	---	---	------

300 PURCHASED SERVICES 140 3,714 0 0.00 0 0.00 0 0 0.00

640	DUES & FEES	1,845	1,785	0	0.00	0	0.00	0	0	0.00
-----	-------------	-------	-------	---	------	---	------	---	---	------

600 OTHER OBJECTS 1,845 1,785 0 0.00 0 0.00 0 0 0.00

Total Function 2240 INSTRUCTIONAL STAFF DEVEL 18,559 28,545 14,800 0.00 14,800 0.00 14,800 14,800 0.00

Requirements Report

	FY1314 ACTUALS	FY1415 ACTUALS	FY1516 ADOPTED	FTE	FY1617 PROPOSED	PROPOSED FTE	FY1617 APPROVED	FY1617 ADOPTED	ADOPTED FTE
--	-------------------	-------------------	-------------------	-----	--------------------	--------------	--------------------	-------------------	-------------

Fund 100 GENERAL FUND

Function 2310 BOARD OF EDUCATION SERVIC

	310 PROFESSIONAL & TECHNICAL	2,200	3,935	3,000	0.00	3,000	0.00	3,000	3,000	0.00
	340 TRAVEL	1,052	1,400	1,000	0.00	1,000	0.00	1,000	1,000	0.00
	354 ADVERTISING	462	829	500	0.00	500	0.00	500	500	0.00
	381 AUDIT SERVICES	40,410	25,500	26,000	0.00	26,000	0.00	26,000	26,000	0.00
	382 LEGAL SERVICES	22,735	16,884	23,500	0.00	23,500	0.00	23,500	23,500	0.00
	388 ELECTION SERVICES	0	811	500	0.00	500	0.00	500	500	0.00
300	PURCHASED SERVICES	66,860	49,359	54,500	0.00	54,500	0.00	54,500	54,500	0.00
	410 CONSUMABLE SUPPLIES & MAT	206	494	0	0.00	0	0.00	0	0	0.00
400	SUPPLIES & MATERIALS	206	494	0	0.00	0	0.00	0	0	0.00
	640 DUES & FEES	3,219	3,192	3,500	0.00	3,500	0.00	3,500	3,500	0.00
	650 INSURANCE & JUDGMENTS	72,939	78,007	75,000	0.00	81,000	0.00	81,000	81,000	0.00
600	OTHER OBJECTS	76,158	81,199	78,500	0.00	84,500	0.00	84,500	84,500	0.00

	Total Function 2310 BOARD OF EDUCATION SERVIC	143,224	131,052	133,000	0.00	139,000	0.00	139,000	139,000	0.00
--	--	----------------	----------------	----------------	-------------	----------------	-------------	----------------	----------------	-------------

Function 2321 OFFICE OF SUPERINTENDENT

	113 ADMINISTRATORS	55,748	56,065	57,155	0.50	57,503	0.50	57,503	57,503	0.50
	114 MANAGERIAL/CONFIDENTIAL C	20,871	20,931	21,455	0.50	21,884	0.50	21,884	21,884	0.50
100	SALARIES	76,618	76,996	78,610	1.00	79,386	1.00	79,386	79,386	1.00
	211 PUBLIC EMPLOYEES RETIREME	21,685	21,791	22,270	0.00	22,490	0.00	22,490	22,490	0.00
	220 SOCIAL SECURITY	5,786	5,866	6,014	0.00	6,047	0.00	6,047	6,047	0.00
	231 WORKERS COMPENSATON	459	317	326	0.00	253	0.00	253	253	0.00
	232 UNEMPLOYMENT COMPENSATION	0	0	0	0.00	14	0.00	14	14	0.00
	241 HEALTH INSURANCE	21,715	20,324	23,118	0.00	23,795	0.00	23,795	23,795	0.00
200	ASSOCIATED PAYROLL COSTS	49,644	48,298	51,727	0.00	52,599	0.00	52,599	52,599	0.00
	310 PROFESSIONAL & TECHNICAL	33	76	2,300	0.00	2,300	0.00	2,300	2,300	0.00
	324 RENTALS	2,710	3,693	4,800	0.00	4,800	0.00	4,800	4,800	0.00
	340 TRAVEL	3,871	6,779	5,300	0.00	5,300	0.00	5,300	5,300	0.00
	353 POSTAGE	4,901	4,409	6,500	0.00	6,500	0.00	6,500	6,500	0.00
300	PURCHASED SERVICES	11,514	14,958	18,900	0.00	18,900	0.00	18,900	18,900	0.00
	410 CONSUMABLE SUPPLIES & MAT	894	2,821	3,700	0.00	3,700	0.00	3,700	3,700	0.00

Requirements Report

		FY1314 ACTUALS	FY1415 ACTUALS	FY1516 ADOPTED	FTE	FY1617 PROPOSED	PROPOSED FTE	FY1617 APPROVED	FY1617 ADOPTED	ADOPTED FTE
--	--	-------------------	-------------------	-------------------	-----	--------------------	--------------	--------------------	-------------------	-------------

Fund 100 GENERAL FUND

Function 2321 OFFICE OF SUPERINTENDENT

	440 PERIODICALS	35	35	200	0.00	200	0.00	200	200	0.00
400	SUPPLIES & MATERIALS	929	2,856	3,900	0.00	3,900	0.00	3,900	3,900	0.00
	640 DUES & FEES	719	240	1,100	0.00	1,100	0.00	1,100	1,100	0.00
600	OTHER OBJECTS	719	240	1,100	0.00	1,100	0.00	1,100	1,100	0.00

Total Function 2321	OFFICE OF SUPERINTENDENT	139,424	143,348	154,237	1.00	155,885	1.00	155,885	155,885	1.00
----------------------------	---------------------------------	----------------	----------------	----------------	-------------	----------------	-------------	----------------	----------------	-------------

Function 2410 OFFICE OF PRINCIPAL SERVI

	112 CLASSIFIED SALARIES	111,823	115,954	117,841	4.00	123,215	4.00	123,215	123,215	4.00
	113 ADMINISTRATORS	223,364	165,179	157,007	1.75	248,958	2.85	248,958	248,958	2.85
	122 SUBSTITUTE CLASSIFIED SAL	9,970	8,828	5,000	0.00	5,000	0.00	5,000	5,000	0.00
	130 ADDITIONAL SALARY	5,985	13,075	16,743	0.00	7,016	0.00	7,016	7,016	0.00
100	SALARIES	351,142	303,035	296,591	5.75	384,190	6.85	384,190	384,190	6.85
	211 PUBLIC EMPLOYEES RETIREME	86,856	72,970	66,173	0.00	88,570	0.00	88,570	88,570	0.00
	220 SOCIAL SECURITY	26,523	22,865	22,510	0.00	29,237	0.00	29,237	29,237	0.00
	231 WORKERS COMPENSATON	2,147	1,317	1,289	0.00	1,265	0.00	1,265	1,265	0.00
	232 UNEMPLOYMENT COMPENSATION	0	0	0	0.00	67	0.00	67	67	0.00
	241 HEALTH INSURANCE	106,920	86,745	81,799	0.00	122,566	0.00	122,566	122,566	0.00
200	ASSOCIATED PAYROLL COSTS	222,446	183,896	171,771	0.00	241,706	0.00	241,706	241,706	0.00
	310 PROFESSIONAL & TECHNICAL	65	153	0	0.00	0	0.00	0	0	0.00
	324 RENTALS	320	342	1,320	0.00	1,320	0.00	1,320	1,320	0.00
	340 TRAVEL	1,831	6,058	7,300	0.00	7,300	0.00	7,300	7,300	0.00
	353 POSTAGE	2,631	1,435	4,700	0.00	4,700	0.00	4,700	4,700	0.00
	354 ADVERTISING	48	50	100	0.00	100	0.00	100	100	0.00
	355 PRINTING & BINDING	63	65	800	0.00	800	0.00	800	800	0.00
300	PURCHASED SERVICES	4,958	8,102	14,220	0.00	14,220	0.00	14,220	14,220	0.00
	410 CONSUMABLE SUPPLIES & MAT	3,693	2,158	2,520	0.00	2,520	0.00	2,520	2,520	0.00
	460 NONCONSUMABLE SUPPLIES	0	0	300	0.00	300	0.00	300	300	0.00
	480 COMPUTER HARDWARE	0	0	346	0.00	346	0.00	346	346	0.00
400	SUPPLIES & MATERIALS	3,693	2,158	3,166	0.00	3,166	0.00	3,166	3,166	0.00
	640 DUES & FEES	1,131	866	800	0.00	800	0.00	800	800	0.00

Requirements Report

		FY1314	FY1415	FY1516	FTE	FY1617	PROPOSED FTE	FY1617	FY1617	ADOPTED FTE
		ACTUALS	ACTUALS	ADOPTED		PROPOSED		APPROVED	ADOPTED	

Fund 100 GENERAL FUND

600	OTHER OBJECTS	1,131	866	800	0.00	800	0.00	800	800	0.00
------------	----------------------	--------------	------------	------------	-------------	------------	-------------	------------	------------	-------------

Total Function 2410	OFFICE OF PRINCIPAL SERVI	583,371	498,057	486,548	5.75	644,081	6.85	644,081	644,081	6.85
----------------------------	----------------------------------	----------------	----------------	----------------	-------------	----------------	-------------	----------------	----------------	-------------

Function 2520 FISCAL SERVICES

114	MANAGERIAL/CONFIDENTIAL C	68,889	71,127	73,142	1.80	75,438	1.90	75,438	75,438	1.90
130	ADDITIONAL SALARY	0	0	0	0.00	666	0.00	666	666	0.00

100	SALARIES	68,889	71,127	73,142	1.80	76,104	1.90	76,104	76,104	1.90
------------	-----------------	---------------	---------------	---------------	-------------	---------------	-------------	---------------	---------------	-------------

211	PUBLIC EMPLOYEES RETIREME	19,489	18,697	20,721	0.00	21,560	0.00	21,560	21,560	0.00
220	SOCIAL SECURITY	4,936	5,212	5,595	0.00	5,642	0.00	5,642	5,642	0.00
231	WORKERS COMPENSATON	433	317	330	0.00	268	0.00	268	268	0.00
232	UNEMPLOYMENT COMPENSATION	0	0	0	0.00	13	0.00	13	13	0.00
241	HEALTH INSURANCE	33,097	33,023	35,050	0.00	45,214	0.00	45,214	45,214	0.00

200	ASSOCIATED PAYROLL COSTS	57,954	57,249	61,696	0.00	72,698	0.00	72,698	72,698	0.00
------------	---------------------------------	---------------	---------------	---------------	-------------	---------------	-------------	---------------	---------------	-------------

310	PROFESSIONAL & TECHNICAL	40,033	42,076	42,000	0.00	42,000	0.00	42,000	42,000	0.00
340	TRAVEL	0	0	1,500	0.00	1,500	0.00	1,500	1,500	0.00

300	PURCHASED SERVICES	40,033	42,076	43,500	0.00	43,500	0.00	43,500	43,500	0.00
------------	---------------------------	---------------	---------------	---------------	-------------	---------------	-------------	---------------	---------------	-------------

410	CONSUMABLE SUPPLIES & MAT	1,182	714	1,500	0.00	1,500	0.00	1,500	1,500	0.00
-----	---------------------------	-------	-----	-------	------	-------	------	-------	-------	------

400	SUPPLIES & MATERIALS	1,182	714	1,500	0.00	1,500	0.00	1,500	1,500	0.00
------------	---------------------------------	--------------	------------	--------------	-------------	--------------	-------------	--------------	--------------	-------------

640	DUES & FEES	3,400	7,742	3,500	0.00	3,500	0.00	3,500	3,500	0.00
-----	-------------	-------	-------	-------	------	-------	------	-------	-------	------

600	OTHER OBJECTS	3,400	7,742	3,500	0.00	3,500	0.00	3,500	3,500	0.00
------------	----------------------	--------------	--------------	--------------	-------------	--------------	-------------	--------------	--------------	-------------

Total Function 2520	FISCAL SERVICES	171,457	178,908	183,339	1.80	197,302	1.90	197,302	197,302	1.90
----------------------------	------------------------	----------------	----------------	----------------	-------------	----------------	-------------	----------------	----------------	-------------

Function 2524 PAYROLL SERVICES

211	PUBLIC EMPLOYEES RETIREME	0	4,804	0	0.00	0	0.00	0	0	0.00
-----	---------------------------	---	-------	---	------	---	------	---	---	------

200	ASSOCIATED PAYROLL COSTS	0	4,804	0	0.00	0	0.00	0	0	0.00
------------	---------------------------------	----------	--------------	----------	-------------	----------	-------------	----------	----------	-------------

Total Function 2524	PAYROLL SERVICES	0	4,804	0	0.00	0	0.00	0	0	0.00
----------------------------	-------------------------	----------	--------------	----------	-------------	----------	-------------	----------	----------	-------------

Function 2542 CARE & UPKEEP OF BUILDING

112	CLASSIFIED SALARIES	124,142	131,219	136,313	3.55	155,793	4.02	155,793	155,793	4.02
122	SUBSTITUTE CLASSIFIED SAL	5,531	8,789	0	0.00	0	0.00	0	0	0.00
130	ADDITIONAL SALARY	10,332	7,920	7,042	0.00	8,655	0.00	8,655	8,655	0.00

Requirements Report

	FY1314 ACTUALS	FY1415 ACTUALS	FY1516 ADOPTED	FTE	FY1617 PROPOSED	PROPOSED FTE	FY1617 APPROVED	FY1617 ADOPTED	ADOPTED FTE
--	-------------------	-------------------	-------------------	-----	--------------------	--------------	--------------------	-------------------	-------------

Fund 100 GENERAL FUND

100	SALARIES	140,005	147,928	143,356	3.55	164,448	4.02	164,448	164,448	4.02
211	PUBLIC EMPLOYEES RETIREME	26,665	28,444	25,288	0.00	25,385	0.00	25,385	25,385	0.00
220	SOCIAL SECURITY	10,572	11,180	10,862	0.00	12,580	0.00	12,580	12,580	0.00
231	WORKERS COMPENSATON	4,893	4,389	4,345	0.00	3,345	0.00	3,345	3,345	0.00
232	UNEMPLOYMENT COMPENSATION	0	0	0	0.00	29	0.00	29	29	0.00
241	HEALTH INSURANCE	28,355	34,762	37,499	0.00	52,932	0.00	52,932	52,932	0.00
200	ASSOCIATED PAYROLL COSTS	70,484	78,775	77,994	0.00	94,271	0.00	94,271	94,271	0.00
310	PROFESSIONAL & TECHNICAL	0	500	0	0.00	0	0.00	0	0	0.00
322	REPAIRS & MAINTENANCE SER	0	0	1,000	0.00	1,000	0.00	1,000	1,000	0.00
324	RENTALS	0	0	800	0.00	800	0.00	800	800	0.00
325	ELECTRICITY	84,008	96,067	67,000	0.00	67,000	0.00	67,000	67,000	0.00
326	FUEL	61,313	62,889	54,000	0.00	54,000	0.00	54,000	54,000	0.00
327	WATER & SEWAGE	21,452	18,002	24,000	0.00	24,000	0.00	24,000	24,000	0.00
328	GARBAGE	20,391	24,802	21,000	0.00	21,000	0.00	21,000	21,000	0.00
329	OTHER PROPERTY SERVICES	10,842	11,003	9,500	0.00	9,500	0.00	9,500	9,500	0.00
351	TELEPHONE	20,077	16,865	22,500	0.00	22,500	0.00	22,500	22,500	0.00
359	OTHER COMMUNICATION	13,020	8,138	15,000	0.00	15,000	0.00	15,000	15,000	0.00
300	PURCHASED SERVICES	231,104	238,266	214,800	0.00	214,800	0.00	214,800	214,800	0.00
410	CONSUMABLE SUPPLIES & MAT	21,466	21,751	18,000	0.00	18,000	0.00	18,000	18,000	0.00
400	SUPPLIES & MATERIALS	21,466	21,751	18,000	0.00	18,000	0.00	18,000	18,000	0.00
640	DUES & FEES	641	197	800	0.00	800	0.00	800	800	0.00
600	OTHER OBJECTS	641	197	800	0.00	800	0.00	800	800	0.00
Total Function 2542	CARE & UPKEEP OF BUILDING	463,700	486,917	454,950	3.55	492,319	4.02	492,319	492,319	4.02

Function 2543 CARE & UPKEEP OF GROUNDS

112	CLASSIFIED SALARIES	7,612	12,530	8,601	0.00	0	0.00	0	0	0.00
122	SUBSTITUTE CLASSIFIED SAL	5,188	192	6,500	0.00	6,500	0.00	6,500	6,500	0.00
100	SALARIES	12,799	12,722	15,101	0.00	6,500	0.00	6,500	6,500	0.00
211	PUBLIC EMPLOYEES RETIREME	346	2,542	1,452	0.00	1,451	0.00	1,451	1,451	0.00
220	SOCIAL SECURITY	979	946	1,146	0.00	497	0.00	497	497	0.00
231	WORKERS COMPENSATON	410	439	317	0.00	18	0.00	18	18	0.00

Requirements Report

	FY1314 ACTUALS	FY1415 ACTUALS	FY1516 ADOPTED	FTE	FY1617 PROPOSED	PROPOSED FTE	FY1617 APPROVED	FY1617 ADOPTED	ADOPTED FTE
--	-------------------	-------------------	-------------------	-----	--------------------	--------------	--------------------	-------------------	-------------

Fund 100 GENERAL FUND

Function 2543 CARE & UPKEEP OF GROUNDS

232	UNEMPLOYMENT COMPENSATION	0	0	0	0.00	1	0.00	1	1	0.00
241	HEALTH INSURANCE	0	4,170	0	0.00	0	0.00	0	0	0.00
200	ASSOCIATED PAYROLL COSTS	1,735	8,096	2,915	0.00	1,968	0.00	1,968	1,968	0.00
310	PROFESSIONAL & TECHNICAL	1,248	0	0	0.00	0	0.00	0	0	0.00
322	REPAIRS & MAINTENANCE SER	7,252	0	750	0.00	750	0.00	750	750	0.00
300	PURCHASED SERVICES	8,500	0	750	0.00	750	0.00	750	750	0.00
410	CONSUMABLE SUPPLIES & MAT	4,054	2,540	3,500	0.00	3,500	0.00	3,500	3,500	0.00
460	NONCONSUMABLE SUPPLIES	1,000	66	1,000	0.00	1,000	0.00	1,000	1,000	0.00
400	SUPPLIES & MATERIALS	5,054	2,606	4,500	0.00	4,500	0.00	4,500	4,500	0.00
Total Function 2543	CARE & UPKEEP OF GROUNDS	28,088	23,424	23,265	0.00	13,718	0.00	13,718	13,718	0.00

Function 2544 DISTRICT-WIDE MAINTENANCE

114	MANAGERIAL/CONFIDENTIAL C	56,042	49,875	51,030	1.00	44,523	1.00	44,523	44,523	1.00
122	SUBSTITUTE CLASSIFIED SAL	0	236	0	0.00	0	0.00	0	0	0.00
130	ADDITIONAL SALARY	0	0	0	0.00	7,380	0.00	7,380	7,380	0.00
100	SALARIES	56,042	50,111	51,030	1.00	51,903	1.00	51,903	51,903	1.00
211	PUBLIC EMPLOYEES RETIREME	5,764	14,110	14,457	0.00	14,704	0.00	14,704	14,704	0.00
220	SOCIAL SECURITY	4,287	3,827	3,904	0.00	3,947	0.00	3,947	3,947	0.00
231	WORKERS COMPENSATON	977	1,722	1,761	0.00	1,150	0.00	1,150	1,150	0.00
232	UNEMPLOYMENT COMPENSATION	0	0	0	0.00	9	0.00	9	9	0.00
241	HEALTH INSURANCE	(1,374)	0	0	0.00	0	0.00	0	0	0.00
200	ASSOCIATED PAYROLL COSTS	9,654	19,660	20,122	0.00	19,810	0.00	19,810	19,810	0.00
310	PROFESSIONAL & TECHNICAL	9,777	3,629	10,000	0.00	10,000	0.00	10,000	10,000	0.00
322	REPAIRS & MAINTENANCE SER	70,236	46,531	45,000	0.00	45,000	0.00	45,000	45,000	0.00
324	RENTALS	209	2,375	0	0.00	0	0.00	0	0	0.00
340	TRAVEL	589	1,677	0	0.00	0	0.00	0	0	0.00
300	PURCHASED SERVICES	80,811	54,212	55,000	0.00	55,000	0.00	55,000	55,000	0.00
410	CONSUMABLE SUPPLIES & MAT	42,320	49,410	43,000	0.00	43,000	0.00	43,000	43,000	0.00
460	NONCONSUMABLE SUPPLIES	10,371	2,013	6,000	0.00	6,000	0.00	6,000	6,000	0.00
480	COMPUTER HARDWARE	0	0	1,000	0.00	1,000	0.00	1,000	1,000	0.00

Requirements Report

		FY1314	FY1415	FY1516	FTE	FY1617	PROPOSED FTE	FY1617	FY1617	ADOPTED FTE
		ACTUALS	ACTUALS	ADOPTED		PROPOSED		APPROVED	ADOPTED	

Fund 100 GENERAL FUND

400	SUPPLIES & MATERIALS	52,692	51,423	50,000	0.00	50,000	0.00	50,000	50,000	0.00
640	DUES & FEES	3,221	511	3,800	0.00	3,800	0.00	3,800	3,800	0.00
600	OTHER OBJECTS	3,221	511	3,800	0.00	3,800	0.00	3,800	3,800	0.00
Total Function 2544	DISTRICT-WIDE MAINTENANCE	202,420	175,917	179,951	1.00	180,513	1.00	180,513	180,513	1.00

Function 2551 TRANSPORTATION DIRECTION

114	MANAGERIAL/CONFIDENTIAL C	51,484	52,514	53,827	1.00	54,904	1.00	54,904	54,904	1.00
130	ADDITIONAL SALARY	1,088	720	720	0.00	0	0.00	0	0	0.00
100	SALARIES	52,572	53,234	54,547	1.00	54,904	1.00	54,904	54,904	1.00
211	PUBLIC EMPLOYEES RETIREME	14,850	15,060	15,453	0.00	15,554	0.00	15,554	15,554	0.00
220	SOCIAL SECURITY	4,021	4,072	4,173	0.00	4,200	0.00	4,200	4,200	0.00
231	WORKERS COMPENSATON	2,646	1,862	1,909	0.00	1,406	0.00	1,406	1,406	0.00
232	UNEMPLOYMENT COMPENSATION	0	0	0	0.00	10	0.00	10	10	0.00
241	HEALTH INSURANCE	22,347	22,287	23,367	0.00	23,721	0.00	23,721	23,721	0.00
200	ASSOCIATED PAYROLL COSTS	43,863	43,282	44,901	0.00	44,892	0.00	44,892	44,892	0.00
321	CLEANING SERVICES	2,578	2,477	3,200	0.00	3,200	0.00	3,200	3,200	0.00
322	REPAIRS & MAINTENANCE SER	0	1,156	500	0.00	500	0.00	500	500	0.00
325	ELECTRICITY	2,257	2,422	2,500	0.00	2,500	0.00	2,500	2,500	0.00
327	WATER & SEWAGE	600	519	650	0.00	650	0.00	650	650	0.00
351	TELEPHONE	508	0	550	0.00	550	0.00	550	550	0.00
300	PURCHASED SERVICES	5,942	6,574	7,400	0.00	7,400	0.00	7,400	7,400	0.00
410	CONSUMABLE SUPPLIES & MAT	1,260	1,019	1,500	0.00	1,500	0.00	1,500	1,500	0.00
460	NONCONSUMABLE SUPPLIES	65	150	400	0.00	400	0.00	400	400	0.00
400	SUPPLIES & MATERIALS	1,325	1,169	1,900	0.00	1,900	0.00	1,900	1,900	0.00
640	DUES & FEES	106	159	100	0.00	100	0.00	100	100	0.00
600	OTHER OBJECTS	106	159	100	0.00	100	0.00	100	100	0.00
Total Function 2551	TRANSPORTATION DIRECTION	103,809	104,418	108,848	1.00	109,196	1.00	109,196	109,196	1.00

Function 2552 VEHICLE OPERATION SERVICE

112	CLASSIFIED SALARIES	306,940	279,975	273,494	10.68	272,300	10.06	272,300	272,300	10.06
122	SUBSTITUTE CLASSIFIED SAL	20,237	16,518	40,000	0.00	40,000	0.00	40,000	40,000	0.00

Requirements Report

		FY1314 ACTUALS	FY1415 ACTUALS	FY1516 ADOPTED	FTE	FY1617 PROPOSED	PROPOSED FTE	FY1617 APPROVED	FY1617 ADOPTED	ADOPTED FTE
--	--	-------------------	-------------------	-------------------	-----	--------------------	--------------	--------------------	-------------------	-------------

Fund 100 GENERAL FUND

Function 2552 VEHICLE OPERATION SERVICE

130	ADDITIONAL SALARY	19,897	34,634	17,909	0.00	11,619	0.00	11,619	11,619	0.00
100	SALARIES	347,074	331,128	331,403	10.68	323,919	10.06	323,919	323,919	10.06
211	PUBLIC EMPLOYEES RETIREME	64,969	66,331	66,014	0.00	63,782	0.00	63,782	63,782	0.00
220	SOCIAL SECURITY	24,083	22,431	22,810	0.00	22,735	0.00	22,735	22,735	0.00
231	WORKERS COMPENSATON	14,760	9,254	9,076	0.00	6,298	0.00	6,298	6,298	0.00
232	UNEMPLOYMENT COMPENSATION	3,125	0	0	0.00	52	0.00	52	52	0.00
241	HEALTH INSURANCE	122,984	124,971	130,321	0.00	160,674	0.00	160,674	160,674	0.00
243	PHYSICALS & DRUG TESTING	4,848	3,988	5,000	0.00	5,000	0.00	5,000	5,000	0.00
200	ASSOCIATED PAYROLL COSTS	234,768	226,975	233,221	0.00	258,540	0.00	258,540	258,540	0.00
310	PROFESSIONAL & TECHNICAL	445	2,857	1,500	0.00	1,500	0.00	1,500	1,500	0.00
322	REPAIRS & MAINTENANCE SER	1,261	2,342	3,000	0.00	3,000	0.00	3,000	3,000	0.00
328	GARBAGE	199	379	600	0.00	600	0.00	600	600	0.00
340	TRAVEL	1,535	1,469	1,500	0.00	1,500	0.00	1,500	1,500	0.00
300	PURCHASED SERVICES	3,440	7,047	6,600	0.00	6,600	0.00	6,600	6,600	0.00
410	CONSUMABLE SUPPLIES & MAT	45,097	53,814	50,000	0.00	50,000	0.00	50,000	50,000	0.00
415	VEHICLE FUEL	93,024	61,236	118,000	0.00	78,000	0.00	78,000	78,000	0.00
460	NONCONSUMABLE SUPPLIES	1,277	15	1,500	0.00	1,500	0.00	1,500	1,500	0.00
400	SUPPLIES & MATERIALS	139,397	115,065	169,500	0.00	129,500	0.00	129,500	129,500	0.00
542	REPLACEMENT EQUIPMENT PUR	6,477	0	0	0.00	0	0.00	0	0	0.00
500	CAPITAL OUTLAY	6,477	0	0	0.00	0	0.00	0	0	0.00
640	DUES & FEES	469	156	0	0.00	0	0.00	0	0	0.00
650	INSURANCE & JUDGMENTS	15,497	17,221	18,000	0.00	18,000	0.00	18,000	18,000	0.00
600	OTHER OBJECTS	15,966	17,377	18,000	0.00	18,000	0.00	18,000	18,000	0.00
Total Function 2552	VEHICLE OPERATION SERVICE	747,123	697,590	758,723	10.68	736,559	10.06	736,559	736,559	10.06

Function 2640 PERSONNEL SERVICES

240	CONTRACTUAL EMPLOYEE BENE	1,235	1,197	0	0.00	0	0.00	0	0	0.00
200	ASSOCIATED PAYROLL COSTS	1,235	1,197	0	0.00	0	0.00	0	0	0.00
310	PROFESSIONAL & TECHNICAL	0	137	0	0.00	0	0.00	0	0	0.00

Requirements Report

		FY1314	FY1415	FY1516	FTE	FY1617	PROPOSED FTE	FY1617	FY1617	ADOPTED FTE
		ACTUALS	ACTUALS	ADOPTED		PROPOSED		APPROVED	ADOPTED	

Fund 100 GENERAL FUND

Function 2640 PERSONNEL SERVICES

354	ADVERTISING	767	709	1,000	0.00	1,000	0.00	1,000	1,000	0.00
-----	-------------	-----	-----	-------	------	-------	------	-------	-------	------

300	PURCHASED SERVICES	767	846	1,000	0.00	1,000	0.00	1,000	1,000	0.00
------------	---------------------------	------------	------------	--------------	-------------	--------------	-------------	--------------	--------------	-------------

Total Function 2640	PERSONNEL SERVICES	2,002	2,043	1,000	0.00	1,000	0.00	1,000	1,000	0.00
----------------------------	---------------------------	--------------	--------------	--------------	-------------	--------------	-------------	--------------	--------------	-------------

Function 2660 TECHNOLOGY SERVICES

112	CLASSIFIED SALARIES	22,138	23,446	24,276	1.00	26,190	1.00	26,190	26,190	1.00
-----	---------------------	--------	--------	--------	------	--------	------	--------	--------	------

100	SALARIES	22,138	23,446	24,276	1.00	26,190	1.00	26,190	26,190	1.00
------------	-----------------	---------------	---------------	---------------	-------------	---------------	-------------	---------------	---------------	-------------

211	PUBLIC EMPLOYEES RETIREME	4,492	4,757	4,282	0.00	4,620	0.00	4,620	4,620	0.00
-----	---------------------------	-------	-------	-------	------	-------	------	-------	-------	------

220	SOCIAL SECURITY	1,604	1,731	1,798	0.00	2,004	0.00	2,004	2,004	0.00
-----	-----------------	-------	-------	-------	------	-------	------	-------	-------	------

231	WORKERS COMPENSATON	143	110	114	0.00	95	0.00	95	95	0.00
-----	---------------------	-----	-----	-----	------	----	------	----	----	------

232	UNEMPLOYMENT COMPENSATION	0	0	0	0.00	5	0.00	5	5	0.00
-----	---------------------------	---	---	---	------	---	------	---	---	------

241	HEALTH INSURANCE	16,139	17,469	18,750	0.00	20,391	0.00	20,391	20,391	0.00
-----	------------------	--------	--------	--------	------	--------	------	--------	--------	------

200	ASSOCIATED PAYROLL COSTS	22,378	24,068	24,943	0.00	27,115	0.00	27,115	27,115	0.00
------------	---------------------------------	---------------	---------------	---------------	-------------	---------------	-------------	---------------	---------------	-------------

310	PROFESSIONAL & TECHNICAL	21,900	23,700	23,000	0.00	23,000	0.00	23,000	23,000	0.00
-----	--------------------------	--------	--------	--------	------	--------	------	--------	--------	------

322	REPAIRS & MAINTENANCE SER	1,889	0	0	0.00	0	0.00	0	0	0.00
-----	---------------------------	-------	---	---	------	---	------	---	---	------

340	TRAVEL	300	347	1,000	0.00	1,000	0.00	1,000	1,000	0.00
-----	--------	-----	-----	-------	------	-------	------	-------	-------	------

300	PURCHASED SERVICES	24,089	24,047	24,000	0.00	24,000	0.00	24,000	24,000	0.00
------------	---------------------------	---------------	---------------	---------------	-------------	---------------	-------------	---------------	---------------	-------------

410	CONSUMABLE SUPPLIES & MAT	781	2,312	1,500	0.00	1,500	0.00	1,500	1,500	0.00
-----	---------------------------	-----	-------	-------	------	-------	------	-------	-------	------

470	COMPUTER SOFTWARE	3,183	7,879	12,508	0.00	12,508	0.00	12,508	12,508	0.00
-----	-------------------	-------	-------	--------	------	--------	------	--------	--------	------

480	COMPUTER HARDWARE	24,218	30,268	42,650	0.00	42,650	0.00	42,650	42,650	0.00
-----	-------------------	--------	--------	--------	------	--------	------	--------	--------	------

400	SUPPLIES & MATERIALS	28,183	40,459	56,658	0.00	56,658	0.00	56,658	56,658	0.00
------------	---------------------------------	---------------	---------------	---------------	-------------	---------------	-------------	---------------	---------------	-------------

640	DUES & FEES	0	150	0	0.00	0	0.00	0	0	0.00
-----	-------------	---	-----	---	------	---	------	---	---	------

600	OTHER OBJECTS	0	150	0	0.00	0	0.00	0	0	0.00
------------	----------------------	----------	------------	----------	-------------	----------	-------------	----------	----------	-------------

Total Function 2660	TECHNOLOGY SERVICES	96,787	112,170	129,877	1.00	133,963	1.00	133,963	133,963	1.00
----------------------------	----------------------------	---------------	----------------	----------------	-------------	----------------	-------------	----------------	----------------	-------------

Function 2690 OTHER SUPPORT SERVICES -

420	TEXTBOOKS	10,749	0	0	0.00	0	0.00	0	0	0.00
-----	-----------	--------	---	---	------	---	------	---	---	------

400	SUPPLIES & MATERIALS	10,749	0	0	0.00	0	0.00	0	0	0.00
------------	---------------------------------	---------------	----------	----------	-------------	----------	-------------	----------	----------	-------------

Total Function 2690	OTHER SUPPORT SERVICES -	10,749	0	0	0.00	0	0.00	0	0	0.00
----------------------------	---------------------------------	---------------	----------	----------	-------------	----------	-------------	----------	----------	-------------

Requirements Report

	FY1314 ACTUALS	FY1415 ACTUALS	FY1516 ADOPTED	FTE	FY1617 PROPOSED	PROPOSED FTE	FY1617 APPROVED	FY1617 ADOPTED	ADOPTED FTE
--	-------------------	-------------------	-------------------	-----	--------------------	--------------	--------------------	-------------------	-------------

Fund 100 GENERAL FUND

Function 2700 SUPPLEMENTAL RETIREMENT

116	EARLY RETIREMENT STIPEND	0	21,600	43,200	0.00	43,200	0.00	43,200	43,200	0.00
100	SALARIES	0	21,600	43,200	0.00	43,200	0.00	43,200	43,200	0.00
211	PUBLIC EMPLOYEES RETIREME	0	0	0	0.00	1,608	0.00	1,608	1,608	0.00
220	SOCIAL SECURITY	0	1,652	3,287	0.00	3,297	0.00	3,297	3,297	0.00
231	WORKERS COMPENSATON	0	87	82	0.00	123	0.00	123	123	0.00
232	UNEMPLOYMENT COMPENSATION	0	0	0	0.00	8	0.00	8	8	0.00
270	RETIREE HEALTH INS	60,024	46,492	0	0.00	0	0.00	0	0	0.00
200	ASSOCIATED PAYROLL COSTS	60,024	48,231	3,368	0.00	5,036	0.00	5,036	5,036	0.00

Total Function 2700	SUPPLEMENTAL RETIREMENT	60,024	69,831	46,568	0.00	48,236	0.00	48,236	48,236	0.00
----------------------------	--------------------------------	---------------	---------------	---------------	-------------	---------------	-------------	---------------	---------------	-------------

Function 5200 INTERFUND TRANSFERS

710	FUND MODIFICATIONS	95,000	45,000	77,500	0.00	120,000	0.00	120,000	120,000	0.00
700	TRANSFERS	95,000	45,000	77,500	0.00	120,000	0.00	120,000	120,000	0.00

Total Function 5200	INTERFUND TRANSFERS	95,000	45,000	77,500	0.00	120,000	0.00	120,000	120,000	0.00
----------------------------	----------------------------	---------------	---------------	---------------	-------------	----------------	-------------	----------------	----------------	-------------

Function 6110 OPERATING CONTINGENCY

810	PLANNED RESERVES	0	0	200,000	0.00	200,000	0.00	200,000	200,000	0.00
800	OTHER USES OF FUNDS	0	0	200,000	0.00	200,000	0.00	200,000	200,000	0.00

Total Function 6110	OPERATING CONTINGENCY	0	0	200,000	0.00	200,000	0.00	200,000	200,000	0.00
----------------------------	------------------------------	----------	----------	----------------	-------------	----------------	-------------	----------------	----------------	-------------

Total Fund 100	GENERAL FUND	7,100,706	7,104,892	7,341,656	72.66	7,793,438	73.48	7,793,438	7,793,438	73.48
-----------------------	---------------------	------------------	------------------	------------------	--------------	------------------	--------------	------------------	------------------	--------------

Federal & State Grants (220)



Resources Report

FY1314 ACTUALS FY1415 ACTUALS FY1516 ADOPTED FTE FY1617 PROPOSED PROPOSED FTE FY1617 APPROVED FY1617 ADOPTED ADOPTED FTE

Fund 220	GRANT REVENUES FUND									
1920	DONATIONS - PRIVATE SOURCES	(6,180)	0	0	0.00	0	0.00	0	0	0.00
1990	MISCELLANEOUS	0	(950)	0	0.00	(1,000)	0.00	(1,000)	(1,000)	0.00
1000	LOCAL SOURCES	(6,180)	(950)	0	0.00	(1,000)	0.00	(1,000)	(1,000)	0.00
2200	RESTRICTED REVENUE	(5,372)	(3,779)	0	0.00	0	0.00	0	0	0.00
2000	INTERMEDIATE SOURCES	(5,372)	(3,779)	0	0.00	0	0.00	0	0	0.00
3199	STATE UNRESTRICTED GRANTS IN A	(689)	0	(75,000)	0.00	(70,000)	0.00	(70,000)	(70,000)	0.00
3299	STATE RESTRICTED GRANTS-IN-AID	(3,128)	(17,266)	(3,000)	0.00	0	0.00	0	0	0.00
3000	STATE SOURCES	(3,818)	(17,266)	(78,000)	0.00	(70,000)	0.00	(70,000)	(70,000)	0.00
4311	RESTRICTED FEDERAL FUNDS	(4,639)	(832)	0	0.00	0	0.00	0	0	0.00
4500	RESTRICTED FEDERAL FUNDS	(4,499)	(8,000)	0	0.00	(5,000)	0.00	(5,000)	(5,000)	0.00
4501	RESTRICTED FEDERAL FUNDS	(190,332)	(209,473)	(188,400)	0.00	(179,146)	0.00	(179,146)	(179,146)	0.00
4506	RESTRICTED FEDERAL FUNDS	(812)	0	0	0.00	0	0.00	0	0	0.00
4508	RESTRICTED FEDERAL FUNDS	(130,018)	(144,242)	(130,000)	0.00	(123,500)	0.00	(123,500)	(123,500)	0.00
4000	FEDERAL SOURCES	(330,300)	(362,547)	(318,400)	0.00	(307,646)	0.00	(307,646)	(307,646)	0.00
5200	INTERFUND TRANSFER	0	(32,867)	0	0.00	0	0.00	0	0	0.00
5400	BEGINNING FUND BALANCE	(80,295)	(7,337)	(5,000)	0.00	(5,000)	0.00	(5,000)	(5,000)	0.00
5000	BEG BAL/TRANS/OTHER SOURCES	(80,295)	(40,204)	(5,000)	0.00	(5,000)	0.00	(5,000)	(5,000)	0.00
Total Fund 220	GRANT REVENUES FUND	(425,965)	(424,746)	(401,400)	0.00	(383,646)	0.00	(383,646)	(383,646)	0.00

Requirements Report

		FY1314 ACTUALS	FY1415 ACTUALS	FY1516 ADOPTED	FTE	FY1617 PROPOSED	PROPOSED FTE	FY1617 APPROVED	FY1617 ADOPTED	ADOPTED FTE
Fund 220	GRANT REVENUES FUND									
Function 1111	ELEMENTARY, K-6									
111	CERTIFICATED SALARIES	3,245	19,301	0	0.00	0	0.00	0	0	0.00
121	SUBSTITUTES CERTIFICATED	698	0	0	0.00	0	0.00	0	0	0.00
130	ADDITIONAL SALARY	9,134	6,424	0	0.00	0	0.00	0	0	0.00
100	SALARIES	13,077	25,725	0	0.00	0	0.00	0	0	0.00
211	PUBLIC EMPLOYEES RETIREME	2,606	1,528	0	0.00	0	0.00	0	0	0.00
220	SOCIAL SECURITY	985	549	0	0.00	0	0.00	0	0	0.00
231	WORKERS COMPENSATON	97	30	0	0.00	0	0.00	0	0	0.00
241	HEALTH INSURANCE	2,720	1,209	0	0.00	0	0.00	0	0	0.00
200	ASSOCIATED PAYROLL COSTS	6,408	3,316	0	0.00	0	0.00	0	0	0.00
410	CONSUMABLE SUPPLIES & MAT	0	0	34,000	0.00	34,000	0.00	34,000	34,000	0.00
400	SUPPLIES & MATERIALS	0	0	34,000	0.00	34,000	0.00	34,000	34,000	0.00
Total Function 1111	ELEMENTARY, K-6	19,485	29,041	34,000	0.00	34,000	0.00	34,000	34,000	0.00
Function 1121	MIDDLE/JUNIOR HIGH PROGRA									
121	SUBSTITUTES CERTIFICATED	1,648	343	0	0.00	0	0.00	0	0	0.00
100	SALARIES	1,648	343	0	0.00	0	0.00	0	0	0.00
211	PUBLIC EMPLOYEES RETIREME	58	35	0	0.00	0	0.00	0	0	0.00
220	SOCIAL SECURITY	126	26	0	0.00	0	0.00	0	0	0.00
231	WORKERS COMPENSATON	13	2	0	0.00	0	0.00	0	0	0.00
241	HEALTH INSURANCE	8	0	0	0.00	0	0.00	0	0	0.00
200	ASSOCIATED PAYROLL COSTS	204	63	0	0.00	0	0.00	0	0	0.00
410	CONSUMABLE SUPPLIES & MAT	0	0	20,000	0.00	16,093	0.00	16,093	16,093	0.00
400	SUPPLIES & MATERIALS	0	0	20,000	0.00	16,093	0.00	16,093	16,093	0.00
Total Function 1121	MIDDLE/JUNIOR HIGH PROGRA	1,852	406	20,000	0.00	16,093	0.00	16,093	16,093	0.00
Function 1131	HIGH SCHOOL PROGRAMS									
111	CERTIFICATED SALARIES	31,645	0	0	0.00	0	0.00	0	0	0.00
112	CLASSIFIED SALARIES	15,155	0	0	0.00	0	0.00	0	0	0.00
121	SUBSTITUTES CERTIFICATED	216	52	0	0.00	0	0.00	0	0	0.00
122	SUBSTITUTE CLASSIFIED SAL	238	0	0	0.00	0	0.00	0	0	0.00

Requirements Report

		FY1314 ACTUALS	FY1415 ACTUALS	FY1516 ADOPTED	FTE	FY1617 PROPOSED	PROPOSED FTE	FY1617 APPROVED	FY1617 ADOPTED	ADOPTED FTE
--	--	-------------------	-------------------	-------------------	-----	--------------------	--------------	--------------------	-------------------	-------------

Fund 220 GRANT REVENUES FUND

100	SALARIES	47,254	52	0	0.00	0	0.00	0	0	0.00
211	PUBLIC EMPLOYEES RETIREME	3,389	11	0	0.00	0	0.00	0	0	0.00
220	SOCIAL SECURITY	3,459	4	0	0.00	0	0.00	0	0	0.00
231	WORKERS COMPENSATON	348	0	0	0.00	0	0.00	0	0	0.00
241	HEALTH INSURANCE	13,181	8	0	0.00	0	0.00	0	0	0.00
200	ASSOCIATED PAYROLL COSTS	20,377	23	0	0.00	0	0.00	0	0	0.00
310	PROFESSIONAL & TECHNICAL	10,000	0	20,000	0.00	20,000	0.00	20,000	20,000	0.00
340	TRAVEL	272	202	0	0.00	0	0.00	0	0	0.00
300	PURCHASED SERVICES	10,272	202	20,000	0.00	20,000	0.00	20,000	20,000	0.00
410	CONSUMABLE SUPPLIES & MAT	1,829	697	0	0.00	0	0.00	0	0	0.00
460	NONCONSUMABLE SUPPLIES	557	0	0	0.00	0	0.00	0	0	0.00
400	SUPPLIES & MATERIALS	2,386	697	0	0.00	0	0.00	0	0	0.00
Total Function 1131 HIGH SCHOOL PROGRAMS		80,289	973	20,000	0.00	20,000	0.00	20,000	20,000	0.00

Function 1220 CLASSRMS FOR DISABLED STUDENTS

	112 CLASSIFIED SALARIES	1,500	0	0	0.00	0	0.00	0	0	0.00
100	SALARIES	1,500	0	0	0.00	0	0.00	0	0	0.00
211	PUBLIC EMPLOYEES RETIREME	304	0	0	0.00	0	0.00	0	0	0.00
220	SOCIAL SECURITY	115	0	0	0.00	0	0.00	0	0	0.00
231	WORKERS COMPENSATON	90	0	0	0.00	0	0.00	0	0	0.00
200	ASSOCIATED PAYROLL COSTS	509	0	0	0.00	0	0.00	0	0	0.00
Total Function 1220 CLASSRMS FOR DISABLED STUDENTS		2,009	0	0	0.00	0	0.00	0	0	0.00

Function 1250 RESOURCE ROOMS

	112 CLASSIFIED SALARIES	59,409	75,774	65,103	2.88	60,464	2.69	60,464	60,464	2.69
121	SUBSTITUTES CERTIFICATED	1,574	0	0	0.00	0	0.00	0	0	0.00
122	SUBSTITUTE CLASSIFIED SAL	713	1,676	0	0.00	0	0.00	0	0	0.00
130	ADDITIONAL SALARY	85	4,111	3,626	0.00	4,225	0.00	4,225	4,225	0.00
100	SALARIES	61,780	81,561	68,729	2.88	64,689	2.69	64,689	64,689	2.69
211	PUBLIC EMPLOYEES RETIREME	12,356	13,348	12,124	0.00	8,917	0.00	8,917	8,917	0.00

Requirements Report

		FY1314 ACTUALS	FY1415 ACTUALS	FY1516 ADOPTED	FTE	FY1617 PROPOSED	PROPOSED FTE	FY1617 APPROVED	FY1617 ADOPTED	ADOPTED FTE
--	--	-------------------	-------------------	-------------------	-----	--------------------	--------------	--------------------	-------------------	-------------

Fund 220 GRANT REVENUES FUND

Function 1250 RESOURCE ROOMS

220	SOCIAL SECURITY	4,314	4,845	4,925	0.00	4,878	0.00	4,878	4,878	0.00
231	WORKERS COMPENSATON	583	850	879	0.00	662	0.00	662	662	0.00
232	UNEMPLOYMENT COMPENSATION	0	0	0	0.00	11	0.00	11	11	0.00
241	HEALTH INSURANCE	51,179	37,829	40,445	0.00	43,259	0.00	43,259	43,259	0.00

200	ASSOCIATED PAYROLL COSTS	68,432	56,872	58,373	0.00	57,727	0.00	57,727	57,727	0.00
------------	---------------------------------	---------------	---------------	---------------	-------------	---------------	-------------	---------------	---------------	-------------

410	CONSUMABLE SUPPLIES & MAT	427	0	0	0.00	0	0.00	0	0	0.00
-----	---------------------------	-----	---	---	------	---	------	---	---	------

400	SUPPLIES & MATERIALS	427	0	0	0.00	0	0.00	0	0	0.00
------------	---------------------------------	------------	----------	----------	-------------	----------	-------------	----------	----------	-------------

Total Function 1250	RESOURCE ROOMS	130,640	138,433	127,102	2.88	122,416	2.69	122,416	122,416	2.69
----------------------------	-----------------------	----------------	----------------	----------------	-------------	----------------	-------------	----------------	----------------	-------------

Function 1272 TITLE 1

111	CERTIFICATED SALARIES	70,168	64,025	52,070	0.75	53,112	0.75	53,112	53,112	0.75
112	CLASSIFIED SALARIES	16,666	34,918	36,188	1.63	37,891	1.63	37,891	37,891	1.63
121	SUBSTITUTES CERTIFICATED	3,719	157	0	0.00	0	0.00	0	0	0.00
122	SUBSTITUTE CLASSIFIED SAL	0	3,192	0	0.00	0	0.00	0	0	0.00
130	ADDITIONAL SALARY	1,278	7,539	7,059	0.00	12,435	0.00	12,435	12,435	0.00

100	SALARIES	91,830	109,831	95,318	2.38	103,438	2.38	103,438	103,438	2.38
------------	-----------------	---------------	----------------	---------------	-------------	----------------	-------------	----------------	----------------	-------------

211	PUBLIC EMPLOYEES RETIREME	19,298	20,276	20,415	0.00	22,213	0.00	22,213	22,213	0.00
220	SOCIAL SECURITY	6,797	6,928	6,935	0.00	7,856	0.00	7,856	7,856	0.00
231	WORKERS COMPENSATON	646	433	417	0.00	347	0.00	347	347	0.00
232	UNEMPLOYMENT COMPENSATION	0	0	0	0.00	18	0.00	18	18	0.00
241	HEALTH INSURANCE	31,293	31,318	29,338	0.00	19,575	0.00	19,575	19,575	0.00

200	ASSOCIATED PAYROLL COSTS	58,034	58,955	57,105	0.00	50,008	0.00	50,008	50,008	0.00
------------	---------------------------------	---------------	---------------	---------------	-------------	---------------	-------------	---------------	---------------	-------------

340	TRAVEL	1,911	205	0	0.00	0	0.00	0	0	0.00
-----	--------	-------	-----	---	------	---	------	---	---	------

300	PURCHASED SERVICES	1,911	205	0	0.00	0	0.00	0	0	0.00
------------	---------------------------	--------------	------------	----------	-------------	----------	-------------	----------	----------	-------------

410	CONSUMABLE SUPPLIES & MAT	3,553	2,865	8,577	0.00	0	0.00	0	0	0.00
-----	---------------------------	-------	-------	-------	------	---	------	---	---	------

400	SUPPLIES & MATERIALS	3,553	2,865	8,577	0.00	0	0.00	0	0	0.00
------------	---------------------------------	--------------	--------------	--------------	-------------	----------	-------------	----------	----------	-------------

Total Function 1272	TITLE 1	155,329	171,856	161,000	2.38	153,446	2.38	153,446	153,446	2.38
----------------------------	----------------	----------------	----------------	----------------	-------------	----------------	-------------	----------------	----------------	-------------

Function 1299 UNDESIGNATED

124	TEMPORARY CLASSIFIED SALA	5,334	769	0	0.00	3,222	0.25	3,222	3,222	0.25
-----	---------------------------	-------	-----	---	------	-------	------	-------	-------	------

Requirements Report

		FY1314 ACTUALS	FY1415 ACTUALS	FY1516 ADOPTED	FTE	FY1617 PROPOSED	PROPOSED FTE	FY1617 APPROVED	FY1617 ADOPTED	ADOPTED FTE
--	--	-------------------	-------------------	-------------------	-----	--------------------	--------------	--------------------	-------------------	-------------

Fund 220 GRANT REVENUES FUND

Function 1299 UNDESIGNATED

	130	ADDITIONAL SALARY	0	0	0	0.00	845	0.00	845	845	0.00
	100	SALARIES	5,334	769	0	0.00	4,067	0.25	4,067	4,067	0.25
	211	PUBLIC EMPLOYEES RETIREME	1,082	0	0	0.00	0	0.00	0	0	0.00
	220	SOCIAL SECURITY	408	59	0	0.00	311	0.00	311	311	0.00
	231	WORKERS COMPENSATON	43	4	0	0.00	15	0.00	15	15	0.00
	232	UNEMPLOYMENT COMPENSATION	0	0	0	0.00	1	0.00	1	1	0.00
	200	ASSOCIATED PAYROLL COSTS	1,533	62	0	0.00	327	0.00	327	327	0.00
	354	ADVERTISING	15	0	0	0.00	0	0.00	0	0	0.00
	300	PURCHASED SERVICES	15	0	0	0.00	0	0.00	0	0	0.00
	410	CONSUMABLE SUPPLIES & MAT	176	0	0	0.00	0	0.00	0	0	0.00
	400	SUPPLIES & MATERIALS	176	0	0	0.00	0	0.00	0	0	0.00
Total Function 1299 UNDESIGNATED			7,058	832	0	0.00	4,394	0.25	4,394	4,394	0.25

Function 2110 ATTENDANCE & SOCIAL WORK SVCS

	640	DUES & FEES	676	0	0	0.00	0	0.00	0	0	0.00
	600	OTHER OBJECTS	676	0	0	0.00	0	0.00	0	0	0.00
Total Function 2110 ATTENDANCE & SOCIAL WORK SVCS			676	0	0	0.00	0	0.00	0	0	0.00

Function 2129 OTHER GUIDANCE SERVICES

	130	ADDITIONAL SALARY	0	156	0	0.00	0	0.00	0	0	0.00
	100	SALARIES	0	156	0	0.00	0	0.00	0	0	0.00
	211	PUBLIC EMPLOYEES RETIREME	0	32	0	0.00	0	0.00	0	0	0.00
	220	SOCIAL SECURITY	0	12	0	0.00	0	0.00	0	0	0.00
	231	WORKERS COMPENSATON	0	1	0	0.00	0	0.00	0	0	0.00
	200	ASSOCIATED PAYROLL COSTS	0	44	0	0.00	0	0.00	0	0	0.00
	410	CONSUMABLE SUPPLIES & MAT	0	125	0	0.00	0	0.00	0	0	0.00
	400	SUPPLIES & MATERIALS	0	125	0	0.00	0	0.00	0	0	0.00
Total Function 2129 OTHER GUIDANCE SERVICES			0	326	0	0.00	0	0.00	0	0	0.00

Requirements Report

		FY1314	FY1415	FY1516	FTE	FY1617	PROPOSED FTE	FY1617	FY1617	ADOPTED FTE
		ACTUALS	ACTUALS	ADOPTED		PROPOSED		APPROVED	ADOPTED	

Fund 220 GRANT REVENUES FUND

Function 2210 IMPROVEMENT/INSTRUCTIONAL

121	SUBSTITUTES CERTIFICATED	0	343	0	0.00	0	0.00	0	0	0.00
130	ADDITIONAL SALARY	4,258	7,445	0	0.00	0	0.00	0	0	0.00
100	SALARIES	4,258	7,788	0	0.00	0	0.00	0	0	0.00
211	PUBLIC EMPLOYEES RETIREME	949	1,694	0	0.00	0	0.00	0	0	0.00
220	SOCIAL SECURITY	326	596	0	0.00	0	0.00	0	0	0.00
231	WORKERS COMPENSATON	30	32	0	0.00	0	0.00	0	0	0.00
200	ASSOCIATED PAYROLL COSTS	1,305	2,322	0	0.00	0	0.00	0	0	0.00
340	TRAVEL	585	2,407	0	0.00	0	0.00	0	0	0.00
300	PURCHASED SERVICES	585	2,407	0	0.00	0	0.00	0	0	0.00
410	CONSUMABLE SUPPLIES & MAT	758	831	2,898	0.00	1,084	0.00	1,084	1,084	0.00
400	SUPPLIES & MATERIALS	758	831	2,898	0.00	1,084	0.00	1,084	1,084	0.00
Total Function 2210 IMPROVEMENT/INSTRUCTIONAL		6,906	13,349	2,898	0.00	1,084	0.00	1,084	1,084	0.00

Function 2230 ASSESSMENT AND TESTING

410	CONSUMABLE SUPPLIES & MAT	0	1,409	0	0.00	0	0.00	0	0	0.00
400	SUPPLIES & MATERIALS	0	1,409	0	0.00	0	0.00	0	0	0.00
Total Function 2230 ASSESSMENT AND TESTING		0	1,409	0	0.00	0	0.00	0	0	0.00

Function 2240 INSTRUCTIONAL STAFF DEVEL

113	ADMINISTRATORS	0	0	0	0.00	13,592	0.15	13,592	13,592	0.15
121	SUBSTITUTES CERTIFICATED	5,722	8,576	5,000	0.00	5,000	0.00	5,000	5,000	0.00
130	ADDITIONAL SALARY	307	2,414	0	0.00	250	0.00	250	250	0.00
100	SALARIES	6,028	10,990	5,000	0.00	18,841	0.15	18,841	18,841	0.15
211	PUBLIC EMPLOYEES RETIREME	541	936	605	0.00	5,038	0.00	5,038	5,038	0.00
220	SOCIAL SECURITY	461	838	375	0.00	1,441	0.00	1,441	1,441	0.00
231	WORKERS COMPENSATON	46	55	20	0.00	57	0.00	57	57	0.00
232	UNEMPLOYMENT COMPENSATION	0	0	0	0.00	3	0.00	3	3	0.00
241	HEALTH INSURANCE	67	243	0	0.00	3,088	0.00	3,088	3,088	0.00
245	TUITION	0	200	0	0.00	0	0.00	0	0	0.00
200	ASSOCIATED PAYROLL COSTS	1,115	2,272	1,000	0.00	9,627	0.00	9,627	9,627	0.00

Requirements Report

		FY1314 ACTUALS	FY1415 ACTUALS	FY1516 ADOPTED	FTE	FY1617 PROPOSED	PROPOSED FTE	FY1617 APPROVED	FY1617 ADOPTED	ADOPTED FTE
Fund 220	GRANT REVENUES FUND									
310	PROFESSIONAL & TECHNICAL	0	1,294	0	0.00	0	0.00	0	0	0.00
340	TRAVEL	6,353	16,008	194	0.00	3,745	0.00	3,745	3,745	0.00
300	PURCHASED SERVICES	6,353	17,303	194	0.00	3,745	0.00	3,745	3,745	0.00
410	CONSUMABLE SUPPLIES & MAT	889	150	0	0.00	0	0.00	0	0	0.00
400	SUPPLIES & MATERIALS	889	150	0	0.00	0	0.00	0	0	0.00
Total Function 2240	INSTRUCTIONAL STAFF DEVEL	14,385	30,715	6,194	0.00	32,214	0.15	32,214	32,214	0.15
Function 2410	OFFICE OF PRINCIPAL SERVI									
113	ADMINISTRATORS	0	0	22,035	0.25	0	0.00	0	0	0.00
130	ADDITIONAL SALARY	0	0	1,302	0.00	0	0.00	0	0	0.00
100	SALARIES	0	0	23,336	0.25	0	0.00	0	0	0.00
211	PUBLIC EMPLOYEES RETIREME	0	0	4,988	0.00	0	0.00	0	0	0.00
220	SOCIAL SECURITY	0	0	1,785	0.00	0	0.00	0	0	0.00
231	WORKERS COMPENSATON	0	0	96	0.00	0	0.00	0	0	0.00
200	ASSOCIATED PAYROLL COSTS	0	0	6,870	0.00	0	0.00	0	0	0.00
Total Function 2410	OFFICE OF PRINCIPAL SERVI	0	0	30,206	0.25	0	0.00	0	0	0.00
Function 5200	INTERFUND TRANSFERS									
710	FUND MODIFICATIONS	0	42,210	0	0.00	0	0.00	0	0	0.00
700	TRANSFERS	0	42,210	0	0.00	0	0.00	0	0	0.00
Total Function 5200	INTERFUND TRANSFERS	0	42,210	0	0.00	0	0.00	0	0	0.00
Total Fund 220	GRANT REVENUES FUND	418,629	429,549	401,400	5.50	383,646	5.46	383,646	383,646	5.46

Medicaid Admin Claim (230)



Resources Report

Fund	Description	FY1314 ACTUALS	FY1415 ACTUALS	FY1516 ADOPTED	FTE	FY1617 PROPOSED	PROPOSED FTE	FY1617 APPROVED	FY1617 ADOPTED	ADOPTED FTE
Fund 230	MEDICAID ADMIN CLAIM									
	5400 BEGINNING FUND BALANCE	(93,064)	(89,809)	0	0.00	0	0.00	0	0	0.00
	5000 BEG BAL/TRANS/OTHER SOURCES	(93,064)	(89,809)	0	0.00	0	0.00	0	0	0.00
Total Fund 230	MEDICAID ADMIN CLAIM	(93,064)	(89,809)	0	0.00	0	0.00	0	0	0.00

Requirements Report

		FY1314 ACTUALS	FY1415 ACTUALS	FY1516 ADOPTED	FTE	FY1617 PROPOSED	PROPOSED FTE	FY1617 APPROVED	FY1617 ADOPTED	ADOPTED FTE
Fund 230	MEDICAID ADMIN CLAIM									
Function 2139	OTHER HEALTH SERVICES									
310	PROFESSIONAL & TECHNICAL	336	135	0	0.00	0	0.00	0	0	0.00
300	PURCHASED SERVICES	336	135	0	0.00	0	0.00	0	0	0.00
460	NONCONSUMABLE SUPPLIES	2,919	0	0	0.00	0	0.00	0	0	0.00
400	SUPPLIES & MATERIALS	2,919	0	0	0.00	0	0.00	0	0	0.00
Total Function 2139	OTHER HEALTH SERVICES	3,255	135	0	0.00	0	0.00	0	0	0.00
Function 5200	INTERFUND TRANSFERS									
710	FUND MODIFICATIONS	0	89,809	0	0.00	0	0.00	0	0	0.00
700	TRANSFERS	0	89,809	0	0.00	0	0.00	0	0	0.00
Total Function 5200	INTERFUND TRANSFERS	0	89,809	0	0.00	0	0.00	0	0	0.00
Total Fund 230	MEDICAID ADMIN CLAIM	3,255	89,944	0	0.00	0	0.00	0	0	0.00

Self-Sustaining Fund (240)



Resources Report

	FY1314 ACTUALS	FY1415 ACTUALS	FY1516 ADOPTED	FTE	FY1617 PROPOSED	PROPOSED FTE	FY1617 APPROVED	FY1617 ADOPTED	ADOPTED FTE
Fund 240 SELF SUSTAINING FUND									
1760 CLUB FUND RAISING	(12,135)	(22,921)	0	0.00	(10,000)	0.00	(10,000)	(10,000)	0.00
1920 DONATIONS - PRIVATE SOURCES	(29,522)	(3,080)	(30,000)	0.00	(75,000)	0.00	(75,000)	(75,000)	0.00
1990 MISCELLANEOUS	(151)	(123)	(20,000)	0.00	(20,000)	0.00	(20,000)	(20,000)	0.00
1000 LOCAL SOURCES	(41,809)	(26,125)	(50,000)	0.00	(105,000)	0.00	(105,000)	(105,000)	0.00
5200 INTERFUND TRANSFER	0	0	0	0.00	(210,000)	0.00	(210,000)	(210,000)	0.00
5400 BEGINNING FUND BALANCE	(6,998)	(18,509)	(43,500)	0.00	(60,000)	0.00	(60,000)	(60,000)	0.00
5000 BEG BAL/TRANS/OTHER SOURCES	(6,998)	(18,509)	(43,500)	0.00	(270,000)	0.00	(270,000)	(270,000)	0.00
Total Fund 240 SELF SUSTAINING FUND	(48,806)	(44,634)	(93,500)	0.00	(375,000)	0.00	(375,000)	(375,000)	0.00

Requirements Report

	FY1314 ACTUALS	FY1415 ACTUALS	FY1516 ADOPTED	FTE	FY1617 PROPOSED	PROPOSED FTE	FY1617 APPROVED	FY1617 ADOPTED	ADOPTED FTE
--	-------------------	-------------------	-------------------	-----	--------------------	--------------	--------------------	-------------------	-------------

Fund 240 SELF SUSTAINING FUND

Function 1111 ELEMENTARY, K-6

	410 CONSUMABLE SUPPLIES & MAT	0	418	0	0.00	0	0.00	0	0	0.00
--	-------------------------------	---	-----	---	------	---	------	---	---	------

	400 SUPPLIES & MATERIALS	0	418	0	0.00	0	0.00	0	0	0.00
--	-------------------------------------	----------	------------	----------	-------------	----------	-------------	----------	----------	-------------

	Total Function 1111 ELEMENTARY, K-6	0	418	0	0.00	0	0.00	0	0	0.00
--	--	----------	------------	----------	-------------	----------	-------------	----------	----------	-------------

Function 1113 ELEMENTARY EXTRACURRICULA

	310 PROFESSIONAL & TECHNICAL	0	5,278	30,000	0.00	35,000	0.00	35,000	35,000	0.00
--	------------------------------	---	-------	--------	------	--------	------	--------	--------	------

	324 RENTALS	0	360	0	0.00	0	0.00	0	0	0.00
--	-------------	---	-----	---	------	---	------	---	---	------

	354 ADVERTISING	0	99	200	0.00	200	0.00	200	200	0.00
--	-----------------	---	----	-----	------	-----	------	-----	-----	------

	300 PURCHASED SERVICES	0	5,737	30,200	0.00	35,200	0.00	35,200	35,200	0.00
--	-------------------------------	----------	--------------	---------------	-------------	---------------	-------------	---------------	---------------	-------------

	410 CONSUMABLE SUPPLIES & MAT	1,437	4,030	3,000	0.00	14,500	0.00	14,500	14,500	0.00
--	-------------------------------	-------	-------	-------	------	--------	------	--------	--------	------

	460 NONCONSUMABLE SUPPLIES	125	279	300	0.00	300	0.00	300	300	0.00
--	----------------------------	-----	-----	-----	------	-----	------	-----	-----	------

	400 SUPPLIES & MATERIALS	1,562	4,310	3,300	0.00	14,800	0.00	14,800	14,800	0.00
--	-------------------------------------	--------------	--------------	--------------	-------------	---------------	-------------	---------------	---------------	-------------

	Total Function 1113 ELEMENTARY EXTRACURRICULA	1,562	10,047	33,500	0.00	50,000	0.00	50,000	50,000	0.00
--	--	--------------	---------------	---------------	-------------	---------------	-------------	---------------	---------------	-------------

Function 1131 HIGH SCHOOL PROGRAMS

	410 CONSUMABLE SUPPLIES & MAT	3,312	2,648	0	0.00	0	0.00	0	0	0.00
--	-------------------------------	-------	-------	---	------	---	------	---	---	------

	420 TEXTBOOKS	4,211	0	0	0.00	0	0.00	0	0	0.00
--	---------------	-------	---	---	------	---	------	---	---	------

	460 NONCONSUMABLE SUPPLIES	1,949	197	0	0.00	0	0.00	0	0	0.00
--	----------------------------	-------	-----	---	------	---	------	---	---	------

	400 SUPPLIES & MATERIALS	9,473	2,845	0	0.00	0	0.00	0	0	0.00
--	-------------------------------------	--------------	--------------	----------	-------------	----------	-------------	----------	----------	-------------

	Total Function 1131 HIGH SCHOOL PROGRAMS	9,473	2,845	0	0.00	0	0.00	0	0	0.00
--	---	--------------	--------------	----------	-------------	----------	-------------	----------	----------	-------------

Function 1132 HIGH SCHOOL COCURRICULAR

	340 TRAVEL	0	1,348	0	0.00	0	0.00	0	0	0.00
--	------------	---	-------	---	------	---	------	---	---	------

	300 PURCHASED SERVICES	0	1,348	0	0.00	0	0.00	0	0	0.00
--	-------------------------------	----------	--------------	----------	-------------	----------	-------------	----------	----------	-------------

	410 CONSUMABLE SUPPLIES & MAT	0	0	25,000	0.00	25,000	0.00	25,000	25,000	0.00
--	-------------------------------	---	---	--------	------	--------	------	--------	--------	------

	400 SUPPLIES & MATERIALS	0	0	25,000	0.00	25,000	0.00	25,000	25,000	0.00
--	-------------------------------------	----------	----------	---------------	-------------	---------------	-------------	---------------	---------------	-------------

	640 DUES & FEES	0	260	0	0.00	0	0.00	0	0	0.00
--	-----------------	---	-----	---	------	---	------	---	---	------

	600 OTHER OBJECTS	0	260	0	0.00	0	0.00	0	0	0.00
--	--------------------------	----------	------------	----------	-------------	----------	-------------	----------	----------	-------------

	Total Function 1132 HIGH SCHOOL COCURRICULAR	0	1,608	25,000	0.00	25,000	0.00	25,000	25,000	0.00
--	---	----------	--------------	---------------	-------------	---------------	-------------	---------------	---------------	-------------

Requirements Report

	FY1314 ACTUALS	FY1415 ACTUALS	FY1516 ADOPTED	FTE	FY1617 PROPOSED	PROPOSED FTE	FY1617 APPROVED	FY1617 ADOPTED	ADOPTED FTE
--	-------------------	-------------------	-------------------	-----	--------------------	--------------	--------------------	-------------------	-------------

Fund 240 SELF SUSTAINING FUND

Function 2129 OTHER GUIDANCE SERVICES

340 TRAVEL	141	1,094	0	0.00	0	0.00	0	0	0.00
------------	-----	-------	---	------	---	------	---	---	------

300 PURCHASED SERVICES	141	1,094	0	0.00	0	0.00	0	0	0.00
-------------------------------	------------	--------------	----------	-------------	----------	-------------	----------	----------	-------------

410 CONSUMABLE SUPPLIES & MAT	1,830	0	0	0.00	0	0.00	0	0	0.00
-------------------------------	-------	---	---	------	---	------	---	---	------

400 SUPPLIES & MATERIALS	1,830	0	0	0.00	0	0.00	0	0	0.00
-------------------------------------	--------------	----------	----------	-------------	----------	-------------	----------	----------	-------------

Total Function 2129 OTHER GUIDANCE SERVICES	1,971	1,094	0	0.00	0	0.00	0	0	0.00
--	--------------	--------------	----------	-------------	----------	-------------	----------	----------	-------------

Function 2160 OTHER STUDENT TREATMT SVC

410 CONSUMABLE SUPPLIES & MAT	491	71	0	0.00	0	0.00	0	0	0.00
-------------------------------	-----	----	---	------	---	------	---	---	------

400 SUPPLIES & MATERIALS	491	71	0	0.00	0	0.00	0	0	0.00
-------------------------------------	------------	-----------	----------	-------------	----------	-------------	----------	----------	-------------

Total Function 2160 OTHER STUDENT TREATMT SVC	491	71	0	0.00	0	0.00	0	0	0.00
--	------------	-----------	----------	-------------	----------	-------------	----------	----------	-------------

Function 2210 IMPROVEMENT/INSTRUCTIONAL

410 CONSUMABLE SUPPLIES & MAT	0	0	25,000	0.00	20,000	0.00	20,000	20,000	0.00
-------------------------------	---	---	--------	------	--------	------	--------	--------	------

400 SUPPLIES & MATERIALS	0	0	25,000	0.00	20,000	0.00	20,000	20,000	0.00
-------------------------------------	----------	----------	---------------	-------------	---------------	-------------	---------------	---------------	-------------

Total Function 2210 IMPROVEMENT/INSTRUCTIONAL	0	0	25,000	0.00	20,000	0.00	20,000	20,000	0.00
--	----------	----------	---------------	-------------	---------------	-------------	---------------	---------------	-------------

Function 2240 INSTRUCTIONAL STAFF DEVEL

410 CONSUMABLE SUPPLIES & MAT	0	892	0	0.00	0	0.00	0	0	0.00
-------------------------------	---	-----	---	------	---	------	---	---	------

400 SUPPLIES & MATERIALS	0	892	0	0.00	0	0.00	0	0	0.00
-------------------------------------	----------	------------	----------	-------------	----------	-------------	----------	----------	-------------

Total Function 2240 INSTRUCTIONAL STAFF DEVEL	0	892	0	0.00	0	0.00	0	0	0.00
--	----------	------------	----------	-------------	----------	-------------	----------	----------	-------------

Function 2410 OFFICE OF PRINCIPAL SERVI

410 CONSUMABLE SUPPLIES & MAT	0	121	0	0.00	0	0.00	0	0	0.00
-------------------------------	---	-----	---	------	---	------	---	---	------

460 NONCONSUMABLE SUPPLIES	14,577	0	0	0.00	0	0.00	0	0	0.00
----------------------------	--------	---	---	------	---	------	---	---	------

400 SUPPLIES & MATERIALS	14,577	121	0	0.00	0	0.00	0	0	0.00
-------------------------------------	---------------	------------	----------	-------------	----------	-------------	----------	----------	-------------

Total Function 2410 OFFICE OF PRINCIPAL SERVI	14,577	121	0	0.00	0	0.00	0	0	0.00
--	---------------	------------	----------	-------------	----------	-------------	----------	----------	-------------

Function 3360 WELFARE ACTIVITIES SERVIC

410 CONSUMABLE SUPPLIES & MAT	1,245	394	0	0.00	0	0.00	0	0	0.00
-------------------------------	-------	-----	---	------	---	------	---	---	------

460 NONCONSUMABLE SUPPLIES	767	0	0	0.00	0	0.00	0	0	0.00
----------------------------	-----	---	---	------	---	------	---	---	------

Requirements Report

	FY1314 ACTUALS	FY1415 ACTUALS	FY1516 ADOPTED	FTE	FY1617 PROPOSED	PROPOSED FTE	FY1617 APPROVED	FY1617 ADOPTED	ADOPTED FTE
--	-------------------	-------------------	-------------------	-----	--------------------	--------------	--------------------	-------------------	-------------

Fund 240 SELF SUSTAINING FUND

Function 3360 WELFARE ACTIVITIES SERVIC

470	COMPUTER SOFTWARE	211	0	0	0.00	0	0.00	0	0	0.00
-----	-------------------	-----	---	---	------	---	------	---	---	------

400	SUPPLIES & MATERIALS	2,223	394	0	0.00	0	0.00	0	0	0.00
------------	---------------------------------	--------------	------------	----------	-------------	----------	-------------	----------	----------	-------------

Total Function 3360	WELFARE ACTIVITIES SERVIC	2,223	394	0	0.00	0	0.00	0	0	0.00
----------------------------	----------------------------------	--------------	------------	----------	-------------	----------	-------------	----------	----------	-------------

Function 4150 BLDG ACQUISITION/CONSTRUC

530	IMPROVEMENTS OTHER THAN BUILDINGS	0	0	0	0.00	260,000	0.00	260,000	260,000	0.00
-----	-----------------------------------	---	---	---	------	---------	------	---------	---------	------

500	CAPITAL OUTLAY	0	0	0	0.00	260,000	0.00	260,000	260,000	0.00
------------	-----------------------	----------	----------	----------	-------------	----------------	-------------	----------------	----------------	-------------

Total Function 4150	BLDG ACQUISITION/CONSTRUC	0	0	0	0.00	260,000	0.00	260,000	260,000	0.00
----------------------------	----------------------------------	----------	----------	----------	-------------	----------------	-------------	----------------	----------------	-------------

Function 5200 INTERFUND TRANSFERS

719	TRANSFER TO CES PLAYGROUND FUND	0	0	0	0.00	10,000	0.00	10,000	10,000	0.00
-----	---------------------------------	---	---	---	------	--------	------	--------	--------	------

700	TRANSFERS	0	0	0	0.00	10,000	0.00	10,000	10,000	0.00
------------	------------------	----------	----------	----------	-------------	---------------	-------------	---------------	---------------	-------------

Total Function 5200	INTERFUND TRANSFERS	0	0	0	0.00	10,000	0.00	10,000	10,000	0.00
----------------------------	----------------------------	----------	----------	----------	-------------	---------------	-------------	---------------	---------------	-------------

Function 5300 APPORTIONMENT OF FUNDS

720	TRANSITS	0	0	10,000	0.00	10,000	0.00	10,000	10,000	0.00
-----	----------	---	---	--------	------	--------	------	--------	--------	------

700	TRANSFERS	0	0	10,000	0.00	10,000	0.00	10,000	10,000	0.00
------------	------------------	----------	----------	---------------	-------------	---------------	-------------	---------------	---------------	-------------

Total Function 5300	APPORTIONMENT OF FUNDS	0	0	10,000	0.00	10,000	0.00	10,000	10,000	0.00
----------------------------	-------------------------------	----------	----------	---------------	-------------	---------------	-------------	---------------	---------------	-------------

Total Fund 240	SELF SUSTAINING FUND	30,298	17,488	93,500	0.00	375,000	0.00	375,000	375,000	0.00
-----------------------	-----------------------------	---------------	---------------	---------------	-------------	----------------	-------------	----------------	----------------	-------------

Food Service Fund (250)



Resources Report

	FY1314 ACTUALS	FY1415 ACTUALS	FY1516 ADOPTED	FTE	FY1617 PROPOSED	PROPOSED FTE	FY1617 APPROVED	FY1617 ADOPTED	ADOPTED FTE
Fund 250 FOOD SERVICE									
1510 INTEREST ON INVESTMENTS	(5)	(2)	(100)	0.00	0	0.00	0	0	0.00
1600 FOOD SERVICE SALES	(83,805)	(100,807)	(135,667)	0.00	(132,938)	0.00	(132,938)	(132,938)	0.00
1000 LOCAL SOURCES	(83,810)	(100,809)	(135,767)	0.00	(132,938)	0.00	(132,938)	(132,938)	0.00
3102 SSF LUNCH FUND MATCH	0	0	(3,500)	0.00	0	0.00	0	0	0.00
3299 STATE RESTRICTED GRANTS-IN-AID	(14,771)	(11,291)	0	0.00	(10,000)	0.00	(10,000)	(10,000)	0.00
3000 STATE SOURCES	(14,771)	(11,291)	(3,500)	0.00	(10,000)	0.00	(10,000)	(10,000)	0.00
4503 NSLP BREAKFAST	(55,747)	(54,613)	0	0.00	0	0.00	0	0	0.00
4504 NSLP SUMMER	(11,465)	(18,788)	0	0.00	0	0.00	0	0	0.00
4505 NSLP LUNCH	(130,667)	(139,021)	(202,989)	0.00	(215,000)	0.00	(215,000)	(215,000)	0.00
4905 FEDERAL COMMODITIES	(22,348)	(22,698)	(25,000)	0.00	0	0.00	0	0	0.00
4000 FEDERAL SOURCES	(220,227)	(235,120)	(227,989)	0.00	(215,000)	0.00	(215,000)	(215,000)	0.00
5200 INTERFUND TRANSFER	(55,000)	(45,000)	(45,000)	0.00	(85,000)	0.00	(85,000)	(85,000)	0.00
5400 BEGINNING FUND BALANCE	(7,181)	(224)	(10,000)	0.00	0	0.00	0	0	0.00
5000 BEG BAL/TRANS/OTHER SOURCES	(62,181)	(45,224)	(55,000)	0.00	(85,000)	0.00	(85,000)	(85,000)	0.00
Total Fund 250 FOOD SERVICE	(380,989)	(392,444)	(422,256)	0.00	(442,938)	0.00	(442,938)	(442,938)	0.00

Requirements Report

	FY1314 ACTUALS	FY1415 ACTUALS	FY1516 ADOPTED	FTE	FY1617 PROPOSED	PROPOSED FTE	FY1617 APPROVED	FY1617 ADOPTED	ADOPTED FTE
--	-------------------	-------------------	-------------------	-----	--------------------	--------------	--------------------	-------------------	-------------

Fund 250 FOOD SERVICE

Function 3100 FOOD SERVICES

	112 CLASSIFIED SALARIES	110,208	110,557	110,329	5.50	116,496	5.50	116,496	116,496	5.50
	122 SUBSTITUTE CLASSIFIED SAL	17,450	14,152	16,000	0.00	16,000	0.00	16,000	16,000	0.00
	130 ADDITIONAL SALARY	11,876	13,711	11,571	0.00	13,175	0.00	13,175	13,175	0.00

100	SALARIES	139,534	138,421	137,900	5.50	145,671	5.50	145,671	145,671	5.50
------------	-----------------	----------------	----------------	----------------	-------------	----------------	-------------	----------------	----------------	-------------

	211 PUBLIC EMPLOYEES RETIREME	29,487	24,075	23,459	0.00	26,281	0.00	26,281	26,281	0.00
	220 SOCIAL SECURITY	9,929	10,340	9,054	0.00	10,984	0.00	10,984	10,984	0.00
	231 WORKERS COMPENSATON	7,197	2,765	1,990	0.00	1,666	0.00	1,666	1,666	0.00
	232 UNEMPLOYMENT COMPENSATION	0	0	0	0.00	25	0.00	25	25	0.00
	241 HEALTH INSURANCE	45,219	46,199	53,253	0.00	61,711	0.00	61,711	61,711	0.00

200	ASSOCIATED PAYROLL COSTS	91,832	83,379	87,756	0.00	100,667	0.00	100,667	100,667	0.00
------------	---------------------------------	---------------	---------------	---------------	-------------	----------------	-------------	----------------	----------------	-------------

	310 PROFESSIONAL & TECHNICAL	14,900	18,615	22,000	0.00	22,000	0.00	22,000	22,000	0.00
	340 TRAVEL	450	526	500	0.00	500	0.00	500	500	0.00

300	PURCHASED SERVICES	15,350	19,141	22,500	0.00	22,500	0.00	22,500	22,500	0.00
------------	---------------------------	---------------	---------------	---------------	-------------	---------------	-------------	---------------	---------------	-------------

	410 CONSUMABLE SUPPLIES & MAT	2,248	4,499	500	0.00	500	0.00	500	500	0.00
	411 SUPPLIES/CAFETERIA	6,238	7,105	9,000	0.00	9,000	0.00	9,000	9,000	0.00
	414 COMMODITIES USED	0	0	25,000	0.00	25,000	0.00	25,000	25,000	0.00
	450 FOOD/CAFETERIA	121,942	116,111	135,000	0.00	135,000	0.00	135,000	135,000	0.00
	459 FOOD - COMMODITIES	0	22,698	0	0.00	0	0.00	0	0	0.00
	470 COMPUTER SOFTWARE	1,155	1,536	1,600	0.00	1,600	0.00	1,600	1,600	0.00

400	SUPPLIES & MATERIALS	131,583	151,949	171,100	0.00	171,100	0.00	171,100	171,100	0.00
------------	---------------------------------	----------------	----------------	----------------	-------------	----------------	-------------	----------------	----------------	-------------

	640 DUES & FEES	2,466	3,447	3,000	0.00	3,000	0.00	3,000	3,000	0.00
--	-----------------	-------	-------	-------	------	-------	------	-------	-------	------

600	OTHER OBJECTS	2,466	3,447	3,000	0.00	3,000	0.00	3,000	3,000	0.00
------------	----------------------	--------------	--------------	--------------	-------------	--------------	-------------	--------------	--------------	-------------

Total Function 3100	FOOD SERVICES	380,765	396,337	422,256	5.50	442,938	5.50	442,938	442,938	5.50
----------------------------	----------------------	----------------	----------------	----------------	-------------	----------------	-------------	----------------	----------------	-------------

Total Fund 250	FOOD SERVICE	380,765	396,337	422,256	5.50	442,938	5.50	442,938	442,938	5.50
-----------------------	---------------------	---------	---------	---------	------	---------	------	---------	---------	------

Student Body Funds (260 & 265)



Resources Report

	FY1314 ACTUALS	FY1415 ACTUALS	FY1516 ADOPTED	FTE	FY1617 PROPOSED	PROPOSED FTE	FY1617 APPROVED	FY1617 ADOPTED	ADOPTED FTE
Fund 260 STUDENT BODY ELEMENTARY SCHOOL									
1740 EXTRA-CURRICULAR FEES	(3,377)	(3,871)	0	0.00	(2,000)	0.00	(2,000)	(2,000)	0.00
1760 CLUB FUND RAISING	(402)	(7,079)	0	0.00	(3,000)	0.00	(3,000)	(3,000)	0.00
1790 OTHER XCURR ACTIVITIES	(3,367)	(1,242)	0	0.00	0	0.00	0	0	0.00
1920 DONATIONS - PRIVATE SOURCES	(3,798)	(3,886)	0	0.00	(3,000)	0.00	(3,000)	(3,000)	0.00
1990 MISCELLANEOUS	(3,372)	(2,830)	0	0.00	(2,000)	0.00	(2,000)	(2,000)	0.00
1000 LOCAL SOURCES	(14,315)	(18,907)	0	0.00	(10,000)	0.00	(10,000)	(10,000)	0.00
5400 BEGINNING FUND BALANCE	(25,293)	(22,130)	(35,000)	0.00	(30,000)	0.00	(30,000)	(30,000)	0.00
5000 BEG BAL/TRANS/OTHER SOURCES	(25,293)	(22,130)	(35,000)	0.00	(30,000)	0.00	(30,000)	(30,000)	0.00
Total Fund 260 STUDENT BODY ELEMENTARY SCHOOL	(39,608)	(41,037)	(35,000)	0.00	(40,000)	0.00	(40,000)	(40,000)	0.00

Requirements Report

	FY1314 ACTUALS	FY1415 ACTUALS	FY1516 ADOPTED	FTE	FY1617 PROPOSED	PROPOSED FTE	FY1617 APPROVED	FY1617 ADOPTED	ADOPTED FTE
--	-------------------	-------------------	-------------------	-----	--------------------	--------------	--------------------	-------------------	-------------

Fund 260 STUDENT BODY ELEMENTARY SCHOOL

Function 1113 ELEMENTARY EXTRACURRICULA

	310 PROFESSIONAL & TECHNICAL	0	795	0	0.00	0	0.00	0	0	0.00
	343 STUDENT TRAVEL	9,655	9,179	0	0.00	0	0.00	0	0	0.00
300	PURCHASED SERVICES	9,655	9,974	0	0.00	0	0.00	0	0	0.00
	410 CONSUMABLE SUPPLIES & MAT	7,302	6,707	35,000	0.00	40,000	0.00	40,000	40,000	0.00
	460 NONCONSUMABLE SUPPLIES	520	0	0	0.00	0	0.00	0	0	0.00
400	SUPPLIES & MATERIALS	7,822	6,707	35,000	0.00	40,000	0.00	40,000	40,000	0.00
Total Function 1113 ELEMENTARY EXTRACURRICULA		17,478	16,681	35,000	0.00	40,000	0.00	40,000	40,000	0.00

Total Fund 260	STUDENT BODY ELEMENTARY SCHOOL	17,478	16,681	35,000	0.00	40,000	0.00	40,000	40,000	0.00
-----------------------	---------------------------------------	--------	--------	--------	------	--------	------	--------	--------	------

Resources Report

FY1314 ACTUALS FY1415 ACTUALS FY1516 ADOPTED FTE FY1617 PROPOSED PROPOSED FTE FY1617 APPROVED FY1617 ADOPTED ADOPTED FTE

Fund 265 STUDENT BODY MIDDLE/HIGH SCHOOL										
1790	OTHER XCURR ACTIVITIES	(169,817)	(156,801)	(125,000)	0.00	(150,000)	0.00	(150,000)	(150,000)	0.00
1000	LOCAL SOURCES	(169,817)	(156,801)	(125,000)	0.00	(150,000)	0.00	(150,000)	(150,000)	0.00
5400	BEGINNING FUND BALANCE	(76,490)	(68,262)	(75,000)	0.00	(75,000)	0.00	(75,000)	(75,000)	0.00
5000	BEG BAL/TRANS/OTHER SOURCES	(76,490)	(68,262)	(75,000)	0.00	(75,000)	0.00	(75,000)	(75,000)	0.00
Total Fund 265	STUDENT BODY MIDDLE/HIGH SCHOOL	(246,307)	(225,063)	(200,000)	0.00	(225,000)	0.00	(225,000)	(225,000)	0.00

Requirements Report

	FY1314 ACTUALS	FY1415 ACTUALS	FY1516 ADOPTED	FTE	FY1617 PROPOSED	PROPOSED FTE	FY1617 APPROVED	FY1617 ADOPTED	ADOPTED FTE
--	-------------------	-------------------	-------------------	-----	--------------------	--------------	--------------------	-------------------	-------------

Fund 265 STUDENT BODY MIDDLE/HIGH SCHOOL

Function 1122 MIDDLE/JR HS EXTRACURRICULAR

410 CONSUMABLE SUPPLIES & MAT	0	0	25,000	0.00	25,000	0.00	25,000	25,000	0.00
-------------------------------	---	---	--------	------	--------	------	--------	--------	------

400 SUPPLIES & MATERIALS	0	0	25,000	0.00	25,000	0.00	25,000	25,000	0.00
-------------------------------------	----------	----------	---------------	-------------	---------------	-------------	---------------	---------------	-------------

Total Function 1122 MIDDLE/JR HS EXTRACURRICULAR	0	0	25,000	0.00	25,000	0.00	25,000	25,000	0.00
---	----------	----------	---------------	-------------	---------------	-------------	---------------	---------------	-------------

Function 1132 HIGH SCHOOL COCURRICULAR

410 CONSUMABLE SUPPLIES & MAT	178,045	157,135	175,000	0.00	200,000	0.00	200,000	200,000	0.00
-------------------------------	---------	---------	---------	------	---------	------	---------	---------	------

400 SUPPLIES & MATERIALS	178,045	157,135	175,000	0.00	200,000	0.00	200,000	200,000	0.00
-------------------------------------	----------------	----------------	----------------	-------------	----------------	-------------	----------------	----------------	-------------

Total Function 1132 HIGH SCHOOL COCURRICULAR	178,045	157,135	175,000	0.00	200,000	0.00	200,000	200,000	0.00
---	----------------	----------------	----------------	-------------	----------------	-------------	----------------	----------------	-------------

Total Fund 265 STUDENT BODY MIDDLE/HIGH SCHOOL	178,045	157,135	200,000	0.00	225,000	0.00	225,000	225,000	0.00
---	----------------	----------------	----------------	-------------	----------------	-------------	----------------	----------------	-------------

Transportation Fund (270)



Resources Report

	FY1314 ACTUALS	FY1415 ACTUALS	FY1516 ADOPTED	FTE	FY1617 PROPOSED	PROPOSED FTE	FY1617 APPROVED	FY1617 ADOPTED	ADOPTED FTE
Fund 270 TRANSPORTATION EQUIP/RESE									
3222 SSF TRANSPORTATION EQUIPMENT	(46,656)	0	(75,000)	0.00	(110,000)	0.00	(110,000)	(110,000)	0.00
3000 STATE SOURCES	(46,656)	0	(75,000)	0.00	(110,000)	0.00	(110,000)	(110,000)	0.00
5200 INTERFUND TRANSFER	(40,000)	0	(32,500)	0.00	(35,000)	0.00	(35,000)	(35,000)	0.00
5400 BEGINNING FUND BALANCE	7,345	7,327	(8,000)	0.00	0	0.00	0	0	0.00
5000 BEG BAL/TRANS/OTHER SOURCES	(32,655)	7,327	(40,500)	0.00	(35,000)	0.00	(35,000)	(35,000)	0.00
Total Fund 270 TRANSPORTATION EQUIP/RESE	(79,311)	7,327	(115,500)	0.00	(145,000)	0.00	(145,000)	(145,000)	0.00

Requirements Report

	FY1314 ACTUALS	FY1415 ACTUALS	FY1516 ADOPTED	FTE	FY1617 PROPOSED	PROPOSED FTE	FY1617 APPROVED	FY1617 ADOPTED	ADOPTED FTE
--	-------------------	-------------------	-------------------	-----	--------------------	--------------	--------------------	-------------------	-------------

Fund 270 TRANSPORTATION EQUIP/RESE

Function 2552 VEHICLE OPERATION SERVICE

542	REPLACEMENT EQUIPMENT PUR	0	13,500	0	0.00	0	0.00	0	0	0.00
-----	---------------------------	---	--------	---	------	---	------	---	---	------

500	CAPITAL OUTLAY	0	13,500	0	0.00	0	0.00	0	0	0.00
------------	-----------------------	----------	---------------	----------	-------------	----------	-------------	----------	----------	-------------

610	REDEMPTION OF PRINCIPAL	80,041	107,155	107,000	0.00	133,800	0.00	133,800	133,800	0.00
-----	-------------------------	--------	---------	---------	------	---------	------	---------	---------	------

620	INTEREST	6,598	7,538	8,500	0.00	11,200	0.00	11,200	11,200	0.00
-----	----------	-------	-------	-------	------	--------	------	--------	--------	------

600	OTHER OBJECTS	86,638	114,693	115,500	0.00	145,000	0.00	145,000	145,000	0.00
------------	----------------------	---------------	----------------	----------------	-------------	----------------	-------------	----------------	----------------	-------------

Total Function 2552	VEHICLE OPERATION SERVICE	86,638	128,193	115,500	0.00	145,000	0.00	145,000	145,000	0.00
----------------------------	----------------------------------	---------------	----------------	----------------	-------------	----------------	-------------	----------------	----------------	-------------

Total Fund 270	TRANSPORTATION EQUIP/RESE	86,638	128,193	115,500	0.00	145,000	0.00	145,000	145,000	0.00
-----------------------	----------------------------------	--------	---------	---------	------	---------	------	---------	---------	------

BUS LEASE DEBT

Clatskanie School District				
Short-term Debt - Bus Lease Schedule				
Date	Principal	Coupon	Interest	Total payment
Lease: 2012-13				
3/15/2017	\$ 43,704	6.20%	\$ 2,559	\$ 46,263
	<u>43,704</u>		<u>2,559</u>	<u>46,263</u>
Lease: 2013-14				
2/1/2017	26,399	5.00%	1,277	27,675
2/1/2018	27,029		646	27,675
	<u>53,428</u>		<u>1,923</u>	<u>55,351</u>
Lease: 2014-15				
2/5/2017	25,613	6.40%	2,441	28,055
2/5/2018	26,403		1,652	28,055
2/5/2019	27,216		839	28,055
	<u>79,232</u>		<u>4,932</u>	<u>84,164</u>
Lease: 2015-16				
11/1/2016	38,048	6.25%	4,752	42,799
11/1/2017	39,184		3,616	42,799
11/1/2018	40,354		2,446	42,799
11/1/2019	41,558		1,241	42,799
Totals	\$ <u>159,143</u>		\$ <u>12,054</u>	\$ <u>171,197</u>

Strategic Investment Program

Fund (280)



Resources Report

FY1314 ACTUALS FY1415 ACTUALS FY1516 ADOPTED FTE FY1617 PROPOSED PROPOSED FTE FY1617 APPROVED FY1617 ADOPTED ADOPTED FTE

Fund 280 STRATEGIC INVESTMENT PROGRAM FUND										
1920	DONATIONS - PRIVATE SOURCES	0	0	(460,000)	0.00	(395,000)	0.00	(395,000)	(395,000)	0.00
1000	LOCAL SOURCES	0	0	(460,000)	0.00	(395,000)	0.00	(395,000)	(395,000)	0.00
5400	BEGINNING FUND BALANCE	0	0	0	0.00	(401,628)	0.00	(401,628)	(401,628)	0.00
5000	BEG BAL/TRANS/OTHER SOURCES	0	0	0	0.00	(401,628)	0.00	(401,628)	(401,628)	0.00
Total Fund 280	STRATEGIC INVESTMENT PROGRAM FUND	0	0	(460,000)	0.00	(796,628)	0.00	(796,628)	(796,628)	0.00

Requirements Report

	FY1314 ACTUALS	FY1415 ACTUALS	FY1516 ADOPTED	FTE	FY1617 PROPOSED	PROPOSED FTE	FY1617 APPROVED	FY1617 ADOPTED	ADOPTED FTE
--	-------------------	-------------------	-------------------	-----	--------------------	--------------	--------------------	-------------------	-------------

Fund 280 STRATEGIC INVESTMENT PROGRAM FUND

Function 1111 ELEMENTARY, K-6

	420 TEXTBOOKS	0	0	0	0.00	45,000	0.00	45,000	45,000	0.00
--	---------------	---	---	---	------	--------	------	--------	--------	------

	400 SUPPLIES & MATERIALS	0	0	0	0.00	45,000	0.00	45,000	45,000	0.00
--	-------------------------------------	----------	----------	----------	-------------	---------------	-------------	---------------	---------------	-------------

Total Function 1111	ELEMENTARY, K-6	0	0	0	0.00	45,000	0.00	45,000	45,000	0.00
----------------------------	------------------------	----------	----------	----------	-------------	---------------	-------------	---------------	---------------	-------------

Function 1121 MIDDLE/JUNIOR HIGH PROGRA

	420 TEXTBOOKS	0	0	0	0.00	25,000	0.00	25,000	25,000	0.00
--	---------------	---	---	---	------	--------	------	--------	--------	------

	400 SUPPLIES & MATERIALS	0	0	0	0.00	25,000	0.00	25,000	25,000	0.00
--	-------------------------------------	----------	----------	----------	-------------	---------------	-------------	---------------	---------------	-------------

Total Function 1121	MIDDLE/JUNIOR HIGH PROGRA	0	0	0	0.00	25,000	0.00	25,000	25,000	0.00
----------------------------	----------------------------------	----------	----------	----------	-------------	---------------	-------------	---------------	---------------	-------------

Function 1131 HIGH SCHOOL PROGRAMS

	420 TEXTBOOKS	0	0	0	0.00	20,000	0.00	20,000	20,000	0.00
--	---------------	---	---	---	------	--------	------	--------	--------	------

	400 SUPPLIES & MATERIALS	0	0	0	0.00	20,000	0.00	20,000	20,000	0.00
--	-------------------------------------	----------	----------	----------	-------------	---------------	-------------	---------------	---------------	-------------

Total Function 1131	HIGH SCHOOL PROGRAMS	0	0	0	0.00	20,000	0.00	20,000	20,000	0.00
----------------------------	-----------------------------	----------	----------	----------	-------------	---------------	-------------	---------------	---------------	-------------

Function 2544 DISTRICT-WIDE MAINTENANCE

	322 REPAIRS & MAINTENANCE SER	0	0	0	0.00	65,000	0.00	65,000	65,000	0.00
--	-------------------------------	---	---	---	------	--------	------	--------	--------	------

	300 PURCHASED SERVICES	0	0	0	0.00	65,000	0.00	65,000	65,000	0.00
--	-------------------------------	----------	----------	----------	-------------	---------------	-------------	---------------	---------------	-------------

Total Function 2544	DISTRICT-WIDE MAINTENANCE	0	0	0	0.00	65,000	0.00	65,000	65,000	0.00
----------------------------	----------------------------------	----------	----------	----------	-------------	---------------	-------------	---------------	---------------	-------------

Function 5200 INTERFUND TRANSFERS

	718 TRANSFER TO GENERAL FUND	0	0	0	0.00	425,000	0.00	425,000	425,000	0.00
--	------------------------------	---	---	---	------	---------	------	---------	---------	------

	719 TRANSFER TO CES PLAYGROUND FUND	0	0	0	0.00	100,000	0.00	100,000	100,000	0.00
--	-------------------------------------	---	---	---	------	---------	------	---------	---------	------

	700 TRANSFERS	0	0	0	0.00	525,000	0.00	525,000	525,000	0.00
--	----------------------	----------	----------	----------	-------------	----------------	-------------	----------------	----------------	-------------

Total Function 5200	INTERFUND TRANSFERS	0	0	0	0.00	525,000	0.00	525,000	525,000	0.00
----------------------------	----------------------------	----------	----------	----------	-------------	----------------	-------------	----------------	----------------	-------------

Function 6110 OPERATING CONTINGENCY

	810 PLANNED RESERVES	0	0	460,000	0.00	116,628	0.00	116,628	116,628	0.00
--	----------------------	---	---	---------	------	---------	------	---------	---------	------

	800 OTHER USES OF FUNDS	0	0	460,000	0.00	116,628	0.00	116,628	116,628	0.00
--	--------------------------------	----------	----------	----------------	-------------	----------------	-------------	----------------	----------------	-------------

Total Function 6110	OPERATING CONTINGENCY	0	0	460,000	0.00	116,628	0.00	116,628	116,628	0.00
----------------------------	------------------------------	----------	----------	----------------	-------------	----------------	-------------	----------------	----------------	-------------

Requirements Report

	FY1314 ACTUALS	FY1415 ACTUALS	FY1516 ADOPTED	FTE	FY1617 PROPOSED	PROPOSED FTE	FY1617 APPROVED	FY1617 ADOPTED	ADOPTED FTE
--	-------------------	-------------------	-------------------	-----	--------------------	--------------	--------------------	-------------------	-------------

Fund 280 STRATEGIC INVESTMENT PROGRAM FUND

Total Fund 280		0	0	460,000	0.00	796,628	0.00	796,628	796,628	0.00
	STRATEGIC INVESTMENT PROGRAM FUND									

Debt Service Fund (300)



Resources Report

	FY1314 ACTUALS	FY1415 ACTUALS	FY1516 ADOPTED	FTE	FY1617 PROPOSED	PROPOSED FTE	FY1617 APPROVED	FY1617 ADOPTED	ADOPTED FTE
Fund 300 DEBT SERVICE FUND									
1111 CURRENT YEAR TAXES	(569,270)	(663,412)	(685,000)	0.00	(696,000)	0.00	(696,000)	(696,000)	0.00
1112 PRIOR YEAR TAXES	(33,647)	(24,484)	(26,000)	0.00	(22,000)	0.00	(22,000)	(22,000)	0.00
1190 PENALTIES & INTEREST ON TAXES	(79)	(82)	0	0.00	0	0.00	0	0	0.00
1000 LOCAL SOURCES	(602,997)	(687,978)	(711,000)	0.00	(718,000)	0.00	(718,000)	(718,000)	0.00
5400 BEGINNING FUND BALANCE	27,666	79,254	30,000	0.00	22,000	0.00	22,000	22,000	0.00
5000 BEG BAL/TRANS/OTHER SOURCES	27,666	79,254	30,000	0.00	22,000	0.00	22,000	22,000	0.00
Total Fund 300 DEBT SERVICE FUND	(575,331)	(608,724)	(681,000)	0.00	(696,000)	0.00	(696,000)	(696,000)	0.00

Requirements Report

	FY1314 ACTUALS	FY1415 ACTUALS	FY1516 ADOPTED	FTE	FY1617 PROPOSED	PROPOSED FTE	FY1617 APPROVED	FY1617 ADOPTED	ADOPTED FTE
--	-------------------	-------------------	-------------------	-----	--------------------	--------------	--------------------	-------------------	-------------

Fund 300 DEBT SERVICE FUND

Function 5110 LONG TERM DEBT SERVICE

610	REDEMPTION OF PRINCIPAL	465,000	500,000	535,000	0.00	570,000	0.00	570,000	570,000	0.00
621	INTEREST	189,585	166,340	146,000	0.00	126,000	0.00	126,000	126,000	0.00

600	OTHER OBJECTS	654,585	666,340	681,000	0.00	696,000	0.00	696,000	696,000	0.00
------------	----------------------	----------------	----------------	----------------	-------------	----------------	-------------	----------------	----------------	-------------

Total Function 5110	LONG TERM DEBT SERVICE	654,585	666,340	681,000	0.00	696,000	0.00	696,000	696,000	0.00
----------------------------	-------------------------------	----------------	----------------	----------------	-------------	----------------	-------------	----------------	----------------	-------------

Total Fund 300	DEBT SERVICE FUND	654,585	666,340	681,000	0.00	696,000	0.00	696,000	696,000	0.00
-----------------------	--------------------------	---------	---------	---------	------	---------	------	---------	---------	------

DEBT SERVICE FUND

BONDED DEBT SERVICE

Clatskanie School District General Obligation Bonds, Series 2005 Refunding				
<u>Date</u>	<u>Principal</u>	<u>Coupon</u>	<u>Interest</u>	<u>Total payment</u>
12/15/2016			\$ 62,648	\$ 62,648
6/15/2017	\$ 570,000	3.75%	62,648	632,648
12/15/2017			51,960	51,960
6/15/2018	600,000	3.85%	51,960	651,960
12/15/2018			40,410	40,410
6/15/2019	640,000	3.90%	40,410	680,410
12/15/2019			27,930	27,930
6/15/2020	680,000	3.95%	27,930	707,930
12/15/2020			14,500	14,500
6/15/2021	725,000	4.00%	14,500	739,500
Totals	\$ <u>3,215,000</u>		\$ <u>394,895</u>	\$ <u>3,609,895</u>

Capital Maintenance Fund (440)



Resources Report

FY1314 ACTUALS FY1415 ACTUALS FY1516 ADOPTED FTE FY1617 PROPOSED PROPOSED FTE FY1617 APPROVED FY1617 ADOPTED ADOPTED FTE

Fund 440 CAPITAL MAINTENANCE FUND										
1511	INTEREST ON SALE FIXED ASSETS	(11,501)	0	0	0.00	0	0.00	0	0	0.00
1000	LOCAL SOURCES	(11,501)	0	0	0.00	0	0.00	0	0	0.00
5300	SALE OF FIXED ASSET	(25,999)	(50,000)	(50,000)	0.00	(50,000)	0.00	(50,000)	(50,000)	0.00
5400	BEGINNING FUND BALANCE	(25,000)	(62,500)	(112,500)	0.00	(50,000)	0.00	(50,000)	(50,000)	0.00
5000	BEG BAL/TRANS/OTHER SOURCES	(50,999)	(112,500)	(162,500)	0.00	(100,000)	0.00	(100,000)	(100,000)	0.00
Total Fund 440	CAPITAL MAINTENANCE FUND	(62,500)	(112,500)	(162,500)	0.00	(100,000)	0.00	(100,000)	(100,000)	0.00

Requirements Report

		FY1314 ACTUALS	FY1415 ACTUALS	FY1516 ADOPTED	FTE	FY1617 PROPOSED	PROPOSED FTE	FY1617 APPROVED	FY1617 ADOPTED	ADOPTED FTE
--	--	-------------------	-------------------	-------------------	-----	--------------------	--------------	--------------------	-------------------	-------------

Fund 440 CAPITAL MAINTENANCE FUND

Function 2544 DISTRICT-WIDE MAINTENANCE

310	PROFESSIONAL & TECHNICAL	0	0	50,000	0.00	0	0.00	0	0	0.00
322	REPAIRS & MAINTENANCE SER	0	0	62,500	0.00	0	0.00	0	0	0.00

300	PURCHASED SERVICES	0	0	112,500	0.00	0	0.00	0	0	0.00
------------	---------------------------	----------	----------	----------------	-------------	----------	-------------	----------	----------	-------------

Total Function 2544	DISTRICT-WIDE MAINTENANCE	0	0	112,500	0.00	0	0.00	0	0	0.00
----------------------------	----------------------------------	----------	----------	----------------	-------------	----------	-------------	----------	----------	-------------

Function 5200 INTERFUND TRANSFERS

719	TRANSFER TO CES PLAYGROUND FUND	0	0	0	0.00	100,000	0.00	100,000	100,000	0.00
-----	---------------------------------	---	---	---	------	---------	------	---------	---------	------

700	TRANSFERS	0	0	0	0.00	100,000	0.00	100,000	100,000	0.00
------------	------------------	----------	----------	----------	-------------	----------------	-------------	----------------	----------------	-------------

Total Function 5200	INTERFUND TRANSFERS	0	0	0	0.00	100,000	0.00	100,000	100,000	0.00
----------------------------	----------------------------	----------	----------	----------	-------------	----------------	-------------	----------------	----------------	-------------

Function 7000 UNAPPROP ENDING FUND BALANCE

820	RESERVE FOR NEXT YEAR	0	0	50,000	0.00	0	0.00	0	0	0.00
-----	-----------------------	---	---	--------	------	---	------	---	---	------

800	OTHER USES OF FUNDS	0	0	50,000	0.00	0	0.00	0	0	0.00
------------	----------------------------	----------	----------	---------------	-------------	----------	-------------	----------	----------	-------------

Total Function 7000	UNAPPROP ENDING FUND BALANCE	0	0	50,000	0.00	0	0.00	0	0	0.00
----------------------------	-------------------------------------	----------	----------	---------------	-------------	----------	-------------	----------	----------	-------------

Total Fund 440	CAPITAL MAINTENANCE FUND	0	0	162,500	0.00	100,000	0.00	100,000	100,000	0.00
-----------------------	---------------------------------	----------	----------	----------------	-------------	----------------	-------------	----------------	----------------	-------------

Scholarship Fund (720)



Resources Report

FY1314 ACTUALS FY1415 ACTUALS FY1516 ADOPTED FTE FY1617 PROPOSED PROPOSED FTE FY1617 APPROVED FY1617 ADOPTED ADOPTED FTE

Fund 720 SCHOLARSHIP TRUST FUND										
1920	DONATIONS - PRIVATE SOURCES	(22,325)	(21,386)	(25,000)	0.00	(25,000)	0.00	(25,000)	(25,000)	0.00
1000	LOCAL SOURCES	(22,325)	(21,386)	(25,000)	0.00	(25,000)	0.00	(25,000)	(25,000)	0.00
5400	BEGINNING FUND BALANCE	(29,998)	(29,064)	(24,500)	0.00	(28,000)	0.00	(28,000)	(28,000)	0.00
5000	BEG BAL/TRANS/OTHER SOURCES	(29,998)	(29,064)	(24,500)	0.00	(28,000)	0.00	(28,000)	(28,000)	0.00
Total Fund 720	SCHOLARSHIP TRUST FUND	(52,324)	(50,451)	(49,500)	0.00	(53,000)	0.00	(53,000)	(53,000)	0.00

Requirements Report

	FY1314 ACTUALS	FY1415 ACTUALS	FY1516 ADOPTED	FTE	FY1617 PROPOSED	PROPOSED FTE	FY1617 APPROVED	FY1617 ADOPTED	ADOPTED FTE
--	-------------------	-------------------	-------------------	-----	--------------------	--------------	--------------------	-------------------	-------------

Fund 720 SCHOLARSHIP TRUST FUND

Function 3390 POST-GRADUATION SCHOLARSHIPS

374 OTHER TUITION	23,259	20,075	25,000	0.00	25,000	0.00	25,000	25,000	0.00
-------------------	--------	--------	--------	------	--------	------	--------	--------	------

300 PURCHASED SERVICES	23,259	20,075	25,000	0.00	25,000	0.00	25,000	25,000	0.00
-------------------------------	---------------	---------------	---------------	-------------	---------------	-------------	---------------	---------------	-------------

Total Function 3390 POST-GRADUATION SCHOLARSHIPS	23,259	20,075	25,000	0.00	25,000	0.00	25,000	25,000	0.00
---	---------------	---------------	---------------	-------------	---------------	-------------	---------------	---------------	-------------

Function 7000 UNAPPROP ENDING FUND BALANCE

820 RESERVE FOR NEXT YEAR	0	0	24,500	0.00	28,000	0.00	28,000	28,000	0.00
---------------------------	---	---	--------	------	--------	------	--------	--------	------

800 OTHER USES OF FUNDS	0	0	24,500	0.00	28,000	0.00	28,000	28,000	0.00
--------------------------------	----------	----------	---------------	-------------	---------------	-------------	---------------	---------------	-------------

Total Function 7000 UNAPPROP ENDING FUND BALANCE	0	0	24,500	0.00	28,000	0.00	28,000	28,000	0.00
---	----------	----------	---------------	-------------	---------------	-------------	---------------	---------------	-------------

Total Fund 720 SCHOLARSHIP TRUST FUND	23,259	20,075	49,500	0.00	53,000	0.00	53,000	53,000	0.00
--	---------------	---------------	---------------	-------------	---------------	-------------	---------------	---------------	-------------

Appendices



**AFFIDAVIT
OF
PUBLICATION**

APR 18 2016

COUNTY OF COLUMBIA
STATE OF OREGON SS.

I, Don Patterson, being first duly sworn, depose and say that I am The Publisher of The Clatskanie Chief, a newspaper of general circulation, as defined by sections ORS 193.010 and 193.020, printed and published at Clatskanie, in the aforesaid county and state; that the

Clatskanie School District 6J

Budget Committee
Meeting Notice
April 18, 2016


2 (two) successive and
consecutive weeks in the
following issues:

April 1 & 8, 2016



Don Patterson
Subscribed and sworn before
me this

8th day of April, 2016



**CC16-0299
NOTICE OF BUDGET
COMMITTEE MEETING
Clatskanie School
District 6J**
A public meeting of the Budget Committee of the Clatskanie School District 6J, Columbia County, Oregon, to discuss the budget for the fiscal year July 1, 2016 to June 30, 2017, will be held at the Clatskanie Elementary School Media Center, located at 815 S. Nehalem Street, Clatskanie, OR. The meeting will take place on Monday, April 18, 2016 at 5:30 p.m. The purpose of the meeting is to receive the budget message and to receive comment from the public on the budget. This is a public meeting where deliberation of the Budget Committee will take place. Any person may appear at the meeting and discuss the proposed programs with the Budget Committee. A copy of the proposed budget document may be inspected or obtained on or after April 12, 2016 at the Clatskanie School District Office, 815 S. Nehalem St., between the hours of 9:00 a.m. - 4:00 p.m.

**AFFIDAVIT
OF
PUBLICATION**

COUNTY OF COLUMBIA
STATE OF OREGON SS.

I, Don Patterson, being first duly sworn, depose and say that I am The Publisher of The Clatskanie Chief, a newspaper of general circulation, as defined by sections ORS 193.010 and 193.020, printed and published at Clatskanie, in the aforesaid county and state; that the

CC16-0342
PUBLIC NOTICE
The Clatskanie School District 6J will hold a budget committee meeting May 2, 2016, 5:30 p.m. at the Clatskanie Elementary School Media Center, located at 815 S. Nehalem St. Members of the community are encouraged to attend.

Clatskanie School District 6J

Budget Committee Meeting
Notice
May 2, 2016


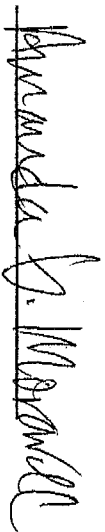
1 (one) successive and consecutive weeks in the following issues:

April 29, 2016



Don Patterson
Subscribed and sworn before me this

29 day of April, 2016



AFFIDAVIT OF PUBLICATION

COUNTY OF COLUMBIA
STATE OF OREGON SS.

I, Don Patterson, being first duly sworn, depose and say that I am The Publisher of The Clatskanie Chief, a newspaper of general circulation, as defined by sections ORS 193.010 and 193.020, printed and published at Clatskanie, in the aforesaid county and state; that the

Clatskanie School District 6J

Notice of Budget Hearing
June 20, 2016

1 (one) successive and consecutive weeks in the following issues:

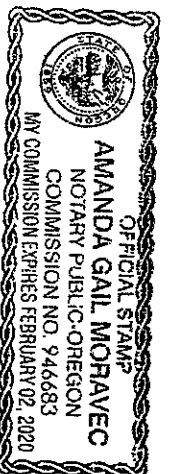
June 10, 2016



Don Patterson

Subscribed and sworn before me this

14th day of June, 2016

CC-16-0380
FORM ED-1

NOTICE OF BUDGET HEARING

A public meeting of the Clatskanie School District 6J Board of Directors will be held on June 20, 2016 at 8:15 pm at Clatskanie Elementary School Media Center, 815 S. Nelsien, Clatskanie, Oregon. The purpose of this meeting is to discuss the budget for the year beginning July 1, 2016 as approved by the Clatskanie School District 6J Budget Committee. A summary of the budget is presented below. A copy of the budget may be inspected or obtained at the Clatskanie School District Office, 515 S. Nelsien, Clatskanie, Oregon, between the hours of 8:00 a.m. and 4:00 p.m., 9:00 a.m. and 5:00 p.m. on any business day for an annual budget period. The budget was prepared on a basis of accounting that is the same as the preceding year.

Contact: Dr. Jody Hardin, Superintendent Telephone: (503) 728-2191 Email: jhardin@cl-6j12.net

FINANCIAL SUMMARY - RESOURCES	Actual Amount Last Year 2014-2015	Approved Budget This Year 2015-2016	Approved Budget Next Year 2016-2017	FINANCIAL SUMMARY - REQUIREMENTS BY OBJECT CLASSIFICATION	
				2015-2016	2016-2017
TOTAL OF ALL FUNDS					
Beginning Fund Balance	\$497,642	\$549,236	\$978,414		
Current Year Property Taxes, other than local option taxes	4,005,143	4,273,290	4,109,700		
Current Year Local Option Property Taxes	0	0	0		
Other Revenue from Local Sources	657,838	1,184,187	1,137,438		
Revenue from Intermediate Sources	181,656	148,500	7,500		
Revenue from State Sources	3,164,366	3,202,970	3,589,972		
Revenue from Federal Sources	597,667	566,589	522,646		
Interfund Transfers	177,019	77,500	75,000		
All Other Budget Resources	50,000	50,000	50,000		
Total Resources	\$5,331,351	\$5,962,312	\$11,050,650		
FINANCIAL SUMMARY - REQUIREMENTS BY OBJECT CLASSIFICATION					
Salaries	\$4,039,144	\$3,989,796	\$4,273,718		
Other Assigned Payroll Costs	2,409,868	2,400,930	2,618,238		
Instructional Services	783,730	879,414	859,985		
Supplies & Materials	682,866	975,899	1,001,101		
Capital Outlay	13,500	0	260,000		
Other Objects (except debt service & interfund transfers)	139,935	139,000	147,000		
Debt Service*	781,033	795,500	841,000		
Interfund Transfers*	117,019	77,500	75,000		
Operative Contingency	0	660,000	755,000		
Unappropriated Ending Fund Balance & Reserves	0	74,500	316,628		
Total Requirements	\$9,026,636	\$9,962,312	\$11,050,650		
FINANCIAL SUMMARY - REQUIREMENTS AND EQUIVALENT EMPLOYEES (FTE) BY FUNCTION					
1000 Instruction	\$4,523,453	\$4,672,144	\$4,833,314		
FTE	48,914	47,453	46,358		
2000 Support Services	3,243,035	3,388,912	3,683,270		
FTE	30,574	30,692	32,549		
3000 Enterprise & Community Service	416,807	447,256	467,238		
FTE	5.5	5.5	5.5		
4000 Facility Acquisition & Construction	0	0	260,000		
FTE	0	0	0		
5000 Other Uses	0	10,000	10,000		
5100 Debt Service*	666,340	696,000	696,000		
5200 Interfund Transfers*	177,019	77,500	75,000		
5900 Contingency	0	660,000	755,000		
6000 Unappropriated Ending Fund Balance	0	74,500	316,628		
Total Requirements	\$9,026,636	\$9,962,312	\$11,050,650		
FTE	84,388	83,655	82,445		

* not included in total 5000 Other Uses. To be appropriated separately from other 5000 expenditures.

STATEMENT OF CHANGES IN ACTIVITIES AND SOURCES OF FINANCING **
This budget reflects the second year of our 50/50 allocation from the 2015-17 legislative session. As a reminder, the previous year's budget did not allow for roll-up costs for the 2016-17 school year. In the hopes that some other form of revenue would offset increased expenses. The district has been fortunate that additional revenue has been realized with the Strategic Investment Program - Port Westward Unit 2 PGE Project (SIP) money and increased enrollment. These two things allow for some one-time realignments and some other additions.

This budget, as presented, shows a balanced budget using \$7,793,438 for the general fund.

This 2016-2017 budget reflects the following:

- SIP allocation for one-time expenditures.
- Match rebates - CIS playground in addition to a \$50,000 transfer from Capital Maintenance Fund for 2016-17) - Gym floor refurbishing - CISIS key system
- Match rebates - CIS playground in addition to a \$50,000 transfer from Capital Maintenance Fund for 2016-17) - Gym floor refurbishing - CISIS key system
- Student Services 704 gender K6 - Additional Health teacher grades 7-12 - Roll up costs of personnel (insurance and COA)
- Concerns in the budget include (for the committee to reflect on for next meeting) increased transfer of funds to food service transparency of SIP money

PROPERTY TAX LEVIES	Rate of Amount Imposed	Rate of Amount Imposed	Rate of Amount Approved	STATEMENT OF INDEBTEDNESS	
				Estimated Debt Outstanding on July 1	Estimated Debt Authorized, but Not Incurred on July 1
Permanent Rate Levy (Rate Limit \$4.6662 per \$1,000)	4.6662	4.6662	4.6662		
Local Option Levy	0	0	0		
Levy for General Obligation Bonds	\$729,990	\$729,990	0		
LONG TERM DEBT					
General Obligation Bonds	\$7,219,000	\$0	\$0		
Other Bonds	\$339,975	\$0	\$0		
Other Borrowings (Out Leases)	\$3,574,975	\$0	\$0		
Total					

JUN 17 2016

FORM ED-1

NOTICE OF BUDGET HEARING

A public meeting of the Clatskanie School District 6J Board of Directors will be held on June 27, 2016 at 6:15 pm at Clatskanie Elementary School Media Center, 815 S Nehalem, Clatskanie, Oregon. The purpose of this meeting is to discuss the budget for the fiscal year beginning July 1, 2016 as approved by the Clatskanie School District 6J Budget Committee. A summary of the budget is presented below. A copy of the budget may be inspected or obtained at Clatskanie School District Office, 815 S Nehalem, Clatskanie, Oregon between the hours of 8:00 a.m. and 4:00 p.m., or online at www.csd.k12.or.us. This budget is for an annual budget period. This budget was prepared on a basis of accounting that is the same as the preceding year.

Contact: Dr. Lody Hartley, Superintendent

Telephone: (503)728-2191

Email: hartley@csd.k12.or.us

TOTAL OF ALL FUNDS			
	Actual Amount Last Year 2014-2015	Adopted Budget This Year 2015-2016	Approved Budget Next Year 2016-2017
Beginning Fund Balance	\$497,642	\$549,236	\$878,414
Current Year Property Taxes, other than Local Option Taxes	4,005,143	4,233,530	4,109,700
Current Year Local Option Property Taxes	0	0	0
Other Revenue from Local Sources	657,838	1,184,187	1,137,438
Revenue from Intermediate Sources	181,656	128,500	7,500
Revenue from State Sources	3,164,386	3,202,970	3,589,952
Revenue from Federal Sources	597,667	546,389	522,646
Interfund Transfers	177,019	77,500	755,000
All Other Budget Resources	50,000	50,000	50,000
Total Resources	\$9,331,351	\$9,962,312	\$11,050,650

FINANCIAL SUMMARY - REQUIREMENTS BY OBJECT CLASSIFICATION			
	Actual Amount Last Year 2014-2015	Adopted Budget This Year 2015-2016	Approved Budget Next Year 2016-2017
Salaries	\$4,039,144	\$3,989,196	\$4,223,718
Other Associated Payroll Costs	2,409,868	2,420,303	2,618,238
Purchased Services	783,250	879,414	859,965
Supplies & Materials	682,866	925,899	1,001,101
Capital Outlay	13,500	0	260,000
Other Objects (except debt service & interfund transfers)	139,956	139,000	147,000
Debt Service*	781,033	796,500	841,000
Interfund Transfers*	177,019	77,500	755,000
Operating Contingency	0	660,000	316,628
Unappropriated Ending Fund Balance & Reserves	0	74,500	28,000
Total Requirements	\$9,026,636	\$9,962,312	\$11,050,650

FINANCIAL SUMMARY - REQUIREMENTS AND FULL-TIME EQUIVALENT EMPLOYEES (FTE) BY FUNCTION			
	Actual Amount Last Year 2014-2015	Adopted Budget This Year 2015-2016	Approved Budget Next Year 2016-2017
1000 Instruction	\$4,523,435	\$4,623,144	\$4,833,514
FTE	48,914	47,4583	46,3958
2000 Support Services	3,243,035	3,388,912	3,683,570
FTE	30,5743	30,6982	32,5492
3000 Enterprise & Community Service	416,807	447,256	467,938
FTE	5.5	5.5	5.5
4000 Facility Acquisition & Construction	0	0	260,000
FTE	0	0	0
5000 Other Uses	0	10,000	10,000
5100 Debt Service*	666,340	681,000	696,000
5200 Interfund Transfers*	177,019	77,500	755,000
6000 Contingency	0	660,000	316,628
7000 Unappropriated Ending Fund Balance	0	74,500	28,000
Total Requirements	\$9,026,636	\$9,962,312	\$11,050,650
Total FTE	84,9883	83,6565	84,445

* not included in total 5000 Other Uses. To be appropriated separately from other 5000 expenditures.

STATEMENT OF CHANGES IN ACTIVITIES and SOURCES OF FINANCING **

This budget reflects the second year of our 50/50 allocation from the 2015-17 legislative session. As a reminder, the previous year's budget did not allow for roll-up costs for the 2016-17 school year, in the hopes that some other form of revenue would offset increased expenses. The district has been fortunate that additional revenue has been realized with the Strategic Investment Program - Port Westward Unit 2 PGE Project (SIP) money and increased enrollment. These two things allow for some one-time maintenance projects and some other additions.

This budget, as presented, shows a balanced budget using \$7,793,438 for the general fund.

This 2016-2017 budget reflects the following:

- SIP allocation for one-time expenditures
- Math textbooks - CES Playground (in addition to a \$50,000 transfer from Capital Maintenance Fund for 2016-17) - Gym floor refurbishing - CMHS key system
- SIP and increased student population reflect the following
- Student Services TOSA grades K-6 - Additional Math teacher grades 7-12 - Roll up costs of personnel (insurance and COLA)
- Concerns in the budget include (for the committee to reflect on for next meeting)
 - Increased transfer of funds to food service
 - Transparency of SIP money

PROPERTY TAX LEVIES			
	Rate or Amount Imposed	Rate or Amount Imposed	Rate or Amount Approved
Permanent Rate Levy (Rate Limit \$4.6062 per \$1,000)	4.6062	4.6062	4.6062
Local Option Levy	0	0	0
Levy for General Obligation Bonds	\$709,000	\$733,690	0

STATEMENT OF INDEBTEDNESS

LONG TERM DEBT		Estimated Debt Outstanding on July 1	Estimated Debt Authorized, But Not Incurred on July 1
General Obligation Bonds		\$3,215,000	\$0
Other Bonds		\$0	\$0
Other Borrowings (Bus Lease)		\$359,975	\$0
Total		\$3,574,975	\$0

Notice of Property Tax and Certification of Intent to Impose a Tax on Property for Education Districts

FORM ED-50 2016-2017

To assessor of Clatsop County

- File no later than JULY 15. Check here if this is an amended form.
- Be sure to read instructions in the current Notice of Property Tax Forms and Instruction booklet.

The Clatskanie School District 6J has the responsibility and authority to place the following property tax, fee, charge or assessment on the tax roll of Clatsop County. The property tax, fee, charge or assessment is categorized as stated by this form.

District Name **Clatsop** County Name **Clatskanie** OR **97016** July 6, 2016
 Mailing Address of District **815 S Nehalem** City **Clatskanie** State **OR** Zip **97016** Date Submitted
 Contact Person **Janice Essenberg** Deputy Clerk **(503)614-1253** Daytime Telephone **jessenberg@nvresd.k12.or.us**
 Title **Deputy Clerk** Contact Person E-mail

CERTIFICATION - You must check one box.

- The tax rate of levy amounts certified in Part I are within the tax rate or levy amounts approved by the budget committee.
- The tax rate of levy amounts certified in Part I were changed by the governing body and republished as required in ORS 294.456.

PART I: TOTAL PROPERTY TAX LEVY

	Subject to Education Limits		Excluded from Measure 5 Limits
	Rate -or- Dollar Amount	Amount of Levy	
1. Rate per \$1,000 or dollar amount levied (within permanent rate limit)	1	4.6062	
2. Local option operating tax	2		
3. Local option capital project tax	3		
4a. Levy for bonded indebtedness from bonds approved by voters prior to October 6, 2001 4a.			
4b. Levy for bonded indebtedness from bonds approved by voters after October 6, 2001 4b.			\$765,021
4c. Total levy for bonded indebtedness not subject to Measure 5 or Measure 50 (total of 4a + 4b) 4c.			\$765,021

PART II: RATE LIMIT CERTIFICATION

5. Permanent rate limit in dollars and cents per \$1,000	5	4.6062
6. Election date when your new district received voter approval for your permanent rate limit 6	6	
7. Estimated permanent rate limit for newly merged/consolidated district 7	7	

PART III: SCHEDULE OF LOCAL OPTION TAXES - Enter all local option taxes on this schedule. If there are more than three taxes, attach a sheet showing the information for each.

Purpose (operating, capital project, or mixed)	Date voters approved local option ballot measure	First tax year levied	Final tax year to be levied	Tax amount -or- rate authorized per year by voters

150-504-075-6 (Rev. 12-13) (see the back for worksheet for lines 4a, 4b, and 4c)

File with your assessor no later than JULY 15, unless granted an extension in writing.

Notice of Property Tax and Certification of Intent to Impose a Tax on Property for Education Districts

FORM ED-50 2016-2017

To assessor of Columbia County

- File no later than JULY 15.
- Be sure to read instructions in the current Notice of Property Tax Forms and Instruction booklet.

Check here if this is an amended form.

The **Clatskanie School District 6J** has the responsibility and authority to place the following property tax, fee, charge or assessment on the tax roll of **Columbia** County. The property tax, fee, charge or assessment is categorized as stated by this form.

District Name **Columbia** County Name **Clatskanie** State **OR** Zip **97016** Date Submitted **July 6, 2016**
 Mailing Address of District **815 S Nehalem** City **Clatskanie** State **OR** Zip **97016** Daytime Telephone **(503)614-1253** Contact Person E-mail **jessenberg@nvresd.k12.or.us**
 Contact Person **Janice Essenberg** Deputy Clerk Title **Deputy Clerk** Daytime Telephone **(503)614-1253** Contact Person E-mail **jessenberg@nvresd.k12.or.us**

CERTIFICATION - You must check one box.

- The tax rate of levy amounts certified in Part I are within the tax rate or levy amounts approved by the budget committee.
- The tax rate of levy amounts certified in Part I were changed by the governing body and republished as required in ORS 294.456.

PART I: TOTAL PROPERTY TAX LEVY

	Subject to Education Limits		Excluded from Measure 5 Limits Amount of Levy
	Rate -or- Dollar Amount	1	
1. Rate per \$1,000 or dollar amount levied (within permanent rate limit)	1	4.6062	
2. Local option operating tax	2		
3. Local option capital project tax	3		
4a. Levy for bonded indebtedness from bonds approved by voters prior to October 6, 2001 4a.			
4b. Levy for bonded indebtedness from bonds approved by voters after October 6, 2001 4b.			\$765,021
4c. Total levy for bonded indebtedness not subject to Measure 5 or Measure 50 (total of 4a + 4b) 4c.			\$765,021

PART II: RATE LIMIT CERTIFICATION

5. Permanent rate limit in dollars and cents per \$1,000	5	4.6062
6. Election date when your new district received voter approval for your permanent rate limit 6	6	
7. Estimated permanent rate limit for newly merged/consolidated district 7	7	

PART III: SCHEDULE OF LOCAL OPTION TAXES - Enter all local option taxes on this schedule. If there are more than three taxes, attach a sheet showing the information for each.

Purpose (operating, capital project, or mixed)	Date voters approved local option ballot measure	First tax year levied	Final tax year to be levied	Tax amount -or- rate authorized per year by voters

150-504-075-6 (Rev. 12-13) (see the back for worksheet for lines 4a, 4b, and 4c)

File with your assessor no later than JULY 15, unless granted an extension in writing.

**CLATSKANIE SCHOOL DISTRICT 6J
2016-2017 BUDGET RESOLUTIONS**

ADOPTING THE BUDGET

BE IT RESOLVED that the Board of Directors of the Clatskanie School District 6J hereby adopts the budget for the fiscal year 2016-2017 in the total of \$11,050,650 now on file at the District Office located at 815 S. Nehalem, Clatskanie, OR, 97016.

MAKING APPROPRIATIONS

BE IT RESOLVED that the amounts shown below are hereby appropriated for the fiscal year beginning July 1, 2016 for the following purposes:

GENERAL FUND (100)		DEBT SERVICE FUND (300)	
Instruction	\$ 4,053,165	Debt Service	\$ 696,000
Support Services	3,420,273	Total Debt Service Fund	\$ 696,000
Transfers	120,000		
Contingency	200,000	CAPITAL PROJECTS FUND (400)	
Total General Fund	\$ 7,793,438	Transfers	\$ 100,000
		Total Capital Projects Fund	\$ 100,000
SPECIAL REVENUE FUNDS(200)		SCHOLARSHIP FUND (700)	
Instruction	\$ 780,349	Enterprise & Community Services	\$ 25,000
Support Services	263,297	Total Scholarship Fund	\$ 25,000
Enterprise & Community Services	442,938	Unappropriated, Reserved for Next Year*	\$ 28,000
Facilities, Acquisition and Construction	260,000		
Transits	10,000		
Transfers	535,000		
Contingency	116,628		
Total Special Revenue Funds	\$ 2,408,212	TOTAL APPROPRIATIONS, All Funds	\$ 11,022,650
		Total Unappropriated Amounts, All Funds	28,000
		TOTAL ADOPTED BUDGET	\$ 11,050,650

*Unappropriated amounts included for reconciling only; they are not included in Total Appropriations.

IMPOSING THE TAX

BE IT RESOLVED that the following ad valorem property taxes are hereby imposed upon the assessed value of all taxable property within the district for tax year 2016-2017:

- (1) At the rate of \$4.6062 per \$1000 of assessed value for permanent rate tax
- (2) In the amount of \$765,021 for debt service on general obligation bonds

CATERGORIZING THE TAX

BE IT RESOLVED that the taxes imposed are hereby categorized for purposes of Article XI section 11b as:

<u>Subject to the Education Limitation</u>	
Permanent Rate Tax	\$4.6062/ per \$1000
<u>Excluded from Limitation</u>	
General Obligation Bond Debt Service	\$ 765,021

The above resolution statements were approved and declared adopted on the 20th day of June 2016.


Megan Evenson, Chair


Lloyd Hartley, Superintendent/Clerk

BUDGET TERMINOLOGY

Adopted Budget: Financial plan adopted by the governing body for the fiscal year or the budget period.

Appropriation: A legal authorization to make expenditures and incur obligations for specific purposes. Total appropriations include the adopted budget and any supplemental budget(s). The legal appropriation is the amount authorized by the board.

Approved Budget: The budget that has been approved by the budget committee.

Budget Committee: A statutorily (ORS 294.336) defined committee composed of the School Board and an equal number of citizen members appointed by the Board. The committee is responsible for reviewing the budget as proposed, recommending changes and approving the final budget which is presented to the School Board for adoption.

Budget Document: Written report showing the school district's comprehensive financial plan for one fiscal year. It must include a balanced statement of actual revenues and expenditures for each of the last two budgets and estimated revenues and expenditures for the current and upcoming budget.

Budget Message: Written explanation of the budget and the local government's financial priorities. It is prepared and presented by the Superintendent of the school district.

Capital Outlay: Items which have a useful life of one or more years and exceed a dollar threshold established by the district, such as land, buildings, furniture, and equipment.

Capital Projects Funds: Accounts for resources, usually bond sale proceeds, used for activities related to the purchase or construction of major capital assets.

Contingency: An estimate in an operating fund for unforeseen spending that may become necessary.

Cost Center: An administrative subdivision of the school district, which is charged with carrying on one or more specific purposes such as a school, department or special program.

Current Budget Period: The budget period currently in progress.

BUDGET TERMINOLOGY (CONT.)

Debt Service Fund: A fund established to account for payment of general long-term debt principal and interest.

Encumbrance: An obligation chargeable to an appropriation and for which part of the appropriation is reserved.

Expenditures: Total amount incurred if accounts are kept on an accrual basis; total amount paid if accounts are kept on a cash basis.

Fiscal Year: A 12-month period of July 1 through June 30 to which the annual operating budget applies.

Function: A group of related activities aimed at accomplishing a major service or regulatory program for which a government is responsible.

Fund: A fiscal and accounting entity with self-balancing accounts to record cash and other financial resources, related liabilities, balances and changes, all segregated for specific, regulated activities and objectives.

Fund Balance: The difference between fund assets and fund liabilities.

Fund Type: Any one of seven categories into which all funds are classified in governmental accounting. The five fund types are: general, special revenue, capital projects, enterprise, trust and agency.

General Fund: A fund used to account for most operating activities except those activities required to be accounted for in another fund.

Governing Body: County court, board of commissioners, city council, school board, board of trustees, board of directors, or other managing board of local government unit.

Grant: A donation or contribution in cash which may be made to support a specified purpose or function, or general purpose.

Liabilities: Debt or other legal obligation arising from transactions in the past which must be liquidated, renewed, or refunded at a future date; does not include encumbrances.

ORS: Oregon Revised Statute. Oregon laws established by the legislature.

BUDGET TERMINOLOGY (CONT.)

Program: A group of related activities to accomplish a major service or function for which the local government is responsible.

Property Taxes: Ad valorem tax certified to the county assessor by a local government unit.

Proposed Budget: Financial and operating plan prepared by the budget officer. It is submitted to the public and the budget committee for review.

Requirement: The sum of all appropriated and un-appropriated items in a fund. Total requirements must always equal total resources in a fund.

Resource: Estimated beginning funds on hand plus anticipated receipts.

Special Revenue Fund: A fund used to account for proceeds of specific revenue sources (other than special assessments, expendable trusts, or major capital projects) that are restricted to expenditure for specific purposes.

Supplemental Budget: A financial plan prepared after the regular budget has been adopted to meet unexpected needs or to spend revenues not anticipated when the regular budget was adopted.

Transfers: Amounts moved from one fund to finance activities in another fund. They are shown as expenditures in the originating fund and revenues in the receiving fund.

Trust and Agency (Scholarship) Fund: A fund used to account for activities of assets held in trust by a local government.

Un-Appropriated Ending Fund Balance: Amount set aside in the budget to be used as a cash carryover to the next fiscal year or budget period budget. It provides the local government with cash until tax money is received from the county treasurer in November. This amount cannot be transferred by resolution or used through a supplemental budget, unless necessitated by a qualifying emergency.