

JMC Family App



Step 1: Download the JMC Family app from the app store

Step 2: Initial Login, enter the pin #0387 followed by your JMC login

Username: your last name

Password: contact the high school office if you can't remember your password

Features of the App

These can be found under the dashboard

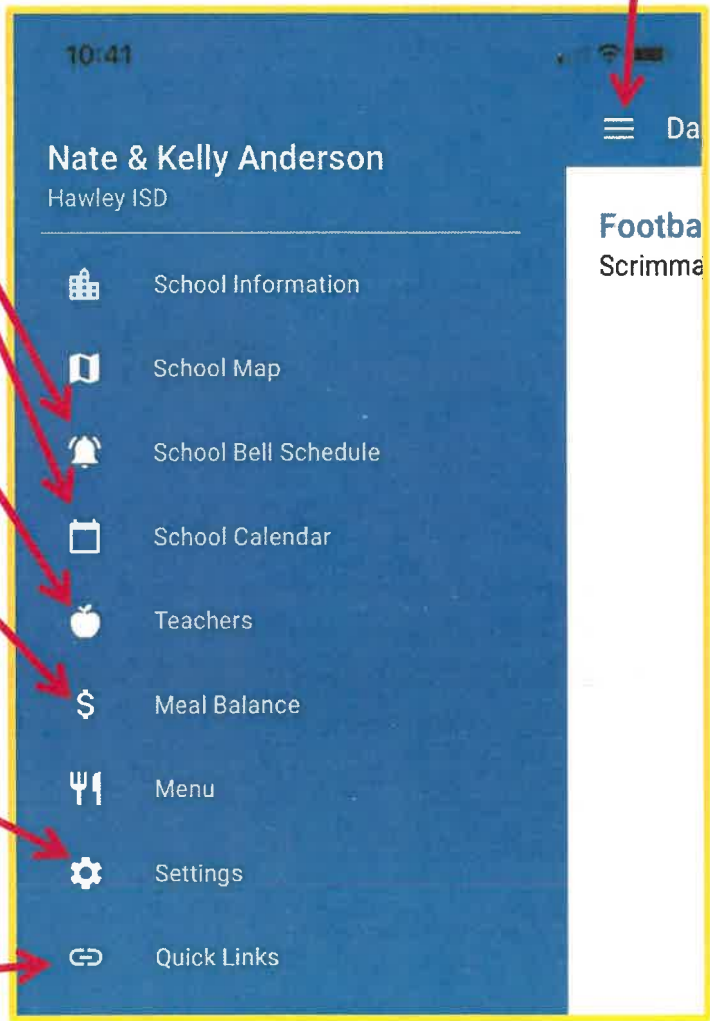
The school bell schedule and school calendar can come in handy when making appointments that need to be held throughout the school year.

All of the high school teachers can be found under "Teachers." Class schedule and school email address can be found here.

Students need money in their meal account if they want seconds, ala carte, and/or morning snack.

Under Settings, alerts can be set for lunch balance, attendance, and class grades.. Make sure to click **SAVE** upon completion.

The activities calendar link can be found under "Quick Links".



Settings: Setting Up Alerts

< Student Notification Settings

ALERT SETTINGS

LUNCH BALANCE ALERT LEVEL \$


ALERT WHEN MARKED ABSENT

ALERT WHEN MARKED TARDY

ALERT WHEN MISSING SCORES

ALERT WHEN LATE SCORES











CLASS GRADE ALERTS

 HISTORY 7 SEM: 1 PERIOD: 1	80.00
---	-------

SAVE

Alerts can be enabled under “Settings”. Remember to click “Save” after adjusting alert settings.

< Student Notification Settings

 SEM: 1, PERIOD: 8	
 FACS 7 SEM: 1, PERIOD: 4	80.00
 ART 7 SEM: 2, PERIOD: 4	80.00
 HISTORY 7 SEM: 2, PERIOD: 1	80.00
 MATH 7 SEM: 2, PERIOD: 2	80.00
 ENGLISH 7 SEM: 2, PERIOD: 3	80.00
 HEALTH 7 (AB) SEM: 2, PERIOD: 5	80.00
 SCIENCE 7 SEM: 2, PERIOD: 6	80.00
 BAND 7/8 SEM: 2, PERIOD: 7	80.00
 TEAM	

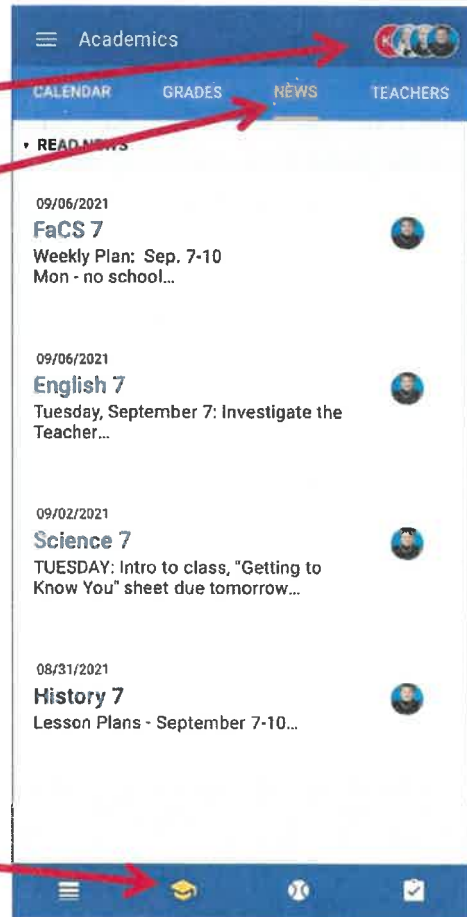
SAVE

When setting grade alerts for individual classes, enter a percent, not a letter grade. Tap the line to enter the number. Click “Save” after completion.

Academic Tabs

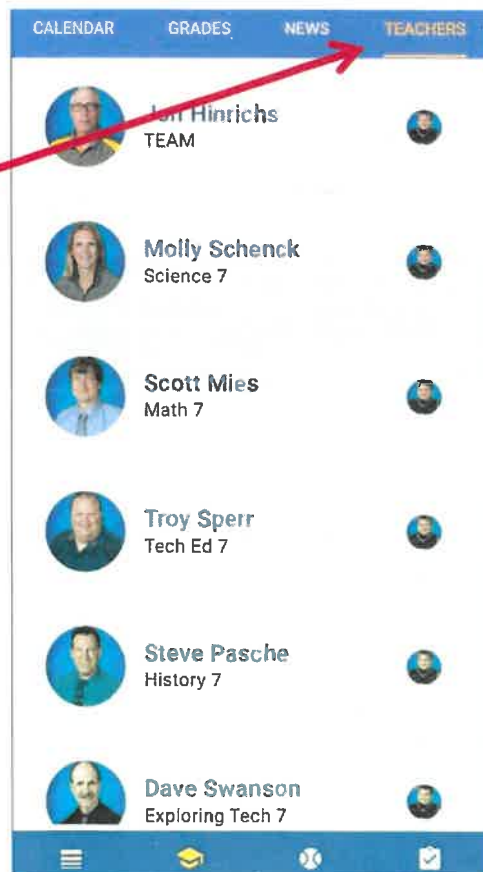
If you have multiple children in the district, select individuals here.

“News” is posted weekly and shows the daily subject(s) for classes.



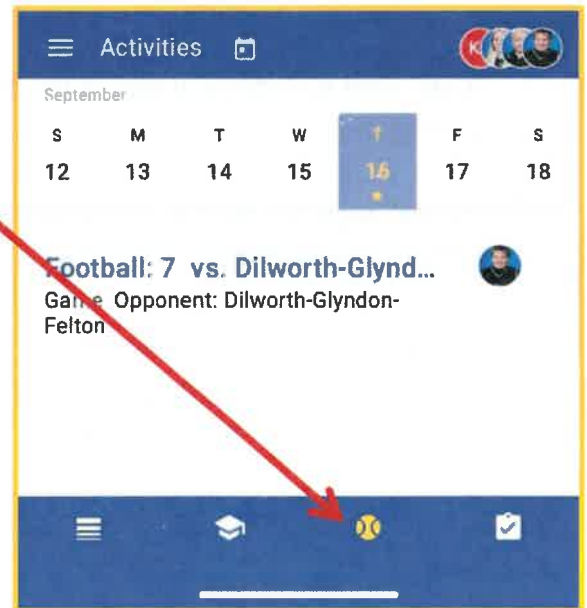
Navigate to the academic tab

All of the teachers of your child(ren) will show up here. If you select a teacher, it will show what class period you child has that class along with contact information.

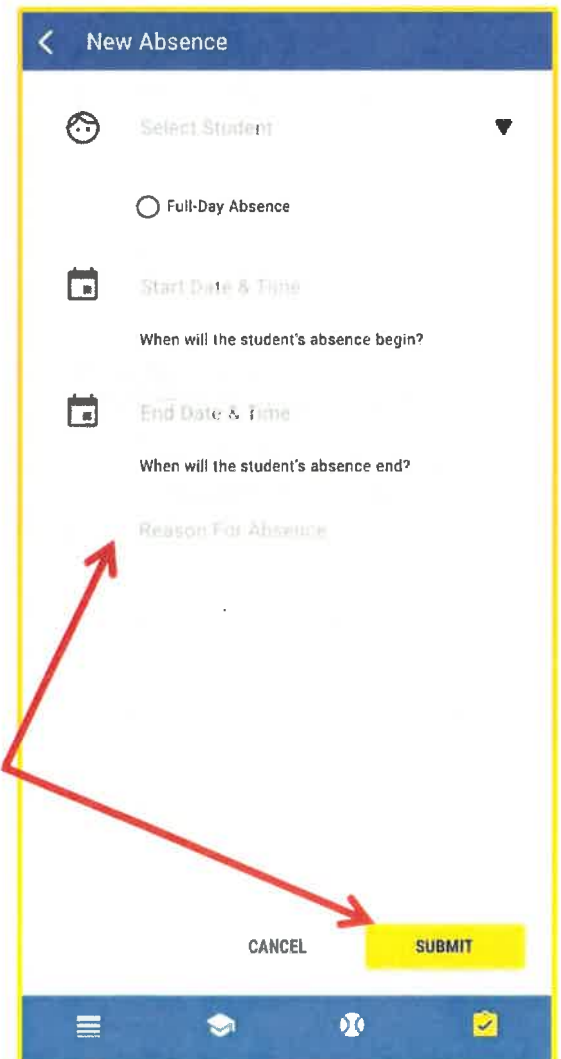
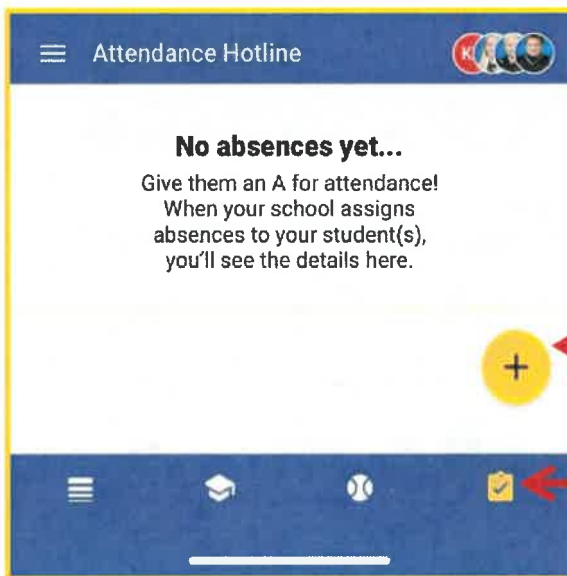


Activity Tab

For activities that use RSchool today as a scheduler (those that are on the activities calendar) the schedules can be found here. They are not connected to student accounts until the students start the season/activity.



Attendance Tab



Fill out the information and click "Submit". Upon submission, all parent/guardian emails associated with the JMC account will receive a confirmation email.

This replaces calling the office or sending a note when a child will be absent.