Tribal Consultation for Federal Programs and Impact Aid IPP

ANADARKO PUBLIC SCHOOLS

Continuous Strategic Planning (CSI)

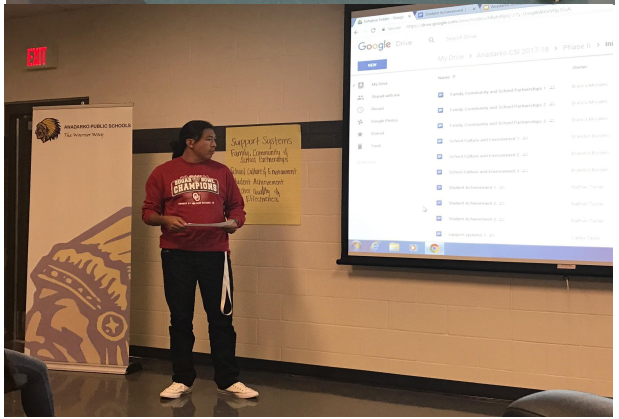

Goal Areas of Strategic Plan:

- Student Achievement
- Support Systems
- Teacher Quality & Effectiveness
- Family, Community, & School Partnerships
- School Culture & Environment

(based on stakeholder forum and online survey feedback from CSI & Supt Search)

Learn more about the District's Federal programs under the Departments tab and the Federal Programs tab on the district website at:

https://www.apswarriors.com/federalprograms
Or Quick links under Documents

https://www.apswarriors.com/districtdocs

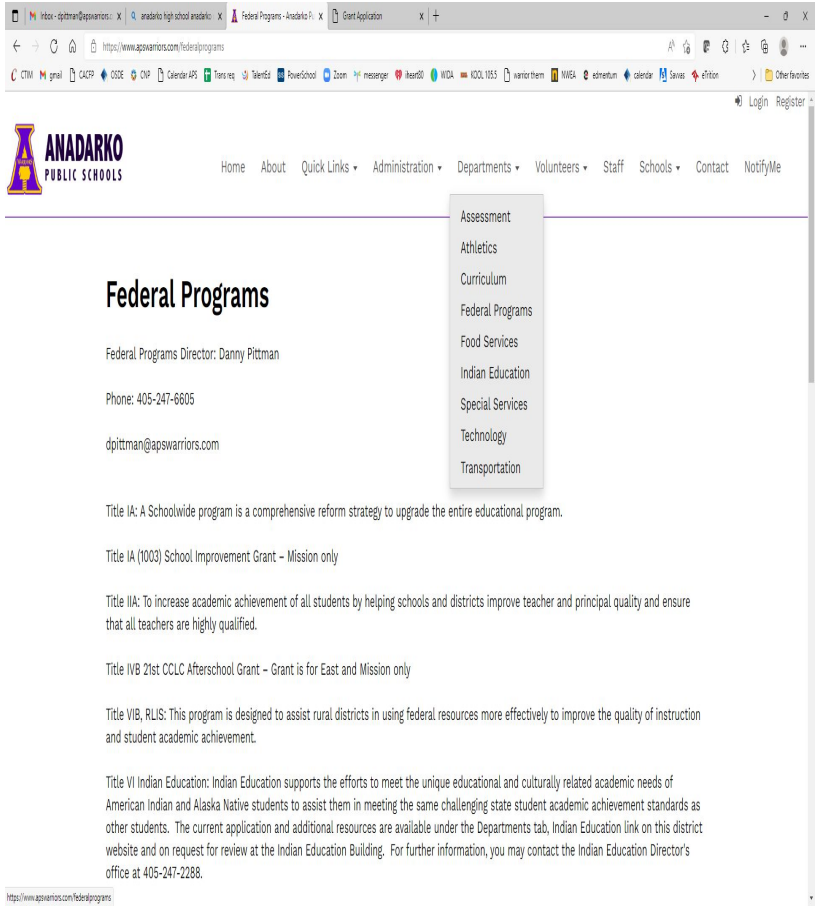

Federal Programs

- Title I Part A – Improving Basic Programs Operated by State and Local Education Agencies
- Title II Part A – Preparing, Training, and Recruiting High Quality, Teachers, Principals, or other Leaders
- Title IV Part A - Student support and academic achievement. Provide well rounded education, improve school conditions for learning, improve use of technology.
- Title VI Indian Education: Indian Education supports the efforts to meet the unique educational and culturally related academic needs of American Indian
- Title VIB, RLIS: This program is designed to assist rural districts in using federal resources more effectively to improve the quality of instruction and student academic achievement.

Federal Programs continued

- 21st CCLC Afterschool Competitive Grant – Grant is for East and Mission only
- Special Education Individual with Disabilities Education Act Part B To assist local educational agencies in providing special education and related services to IDEA eligible children with disabilities.
- JOM (Johnson O'Malley): This local program is operated under an educational plan, approved by the BIE, which contains educational objectives to address the needs of the eligible American Indian
- Impact Aid: Designed to assist local school districts that have lost property tax revenue due to the presence of tax-exempt Federal property, or that have experienced increased expenditures due to the enrollment of federally connected children, including children living on Indian lands.

Federal Programs continued

- Carl Perkins– For the improvement of secondary and postsecondary career and technical education programs across the nation.
- Carl Perkins High Schools that Work: Competitive Grant to assist school districts in improving secondary and postsecondary-level career and technical education programs by supporting recruitment and retention of Career Tech Education Teachers.
- ESSER II: Coronavirus Response and Relief Supplemental Appropriations Act of 2021. To provide federal support in preventing, preparing for, and responding to coronavirus. This is second round of one time CARES Funds to help during the pandemic.

Federal Programs continued

- ESSERII ARP: Coronavirus Response and Relief Supplemental Appropriations Act of 2021. To provide federal support in preventing, preparing for, and responding to coronavirus. The third round of one time CARES Funds to help during the pandemic.
- School counselor Corps Competitive: federal K-12 relief funding from the Elementary and Secondary School Emergency Relief Fund as part of the American Rescue Plan for state-level activities and interventions that respond to students' academic, social, and emotional needs and address the disproportionate impact of COVID-19
- ARP Flowthrough and Preschool: The American Rescue Plan (ARP) was signed into law on March 11, 2021, offering the first COVID-19 related targeted IDEA

Grant	OCAS	100 Salary	200 Benefits	300 Profesional Services	400 Property	500 Other Services	600 Supplemental Instructional Materials service	700 Property	800 Other Objects	900 IDC	total
Carl Perkins		$20,300.00	$6,878.98				$2,669.28			$780.74	$30,629.00
Perkins special populations							$49,999.79				$49,999.79
ns HSTW recruit and retain 426		$5,000.00	$1,675.00	$11,000.00			$2,325.00				$20,000.00
ns HSTW recruit and retain 424								$20,000.00			$20,000.00
21ccc		$169,826.25	$63,091.26	$1,000.00			$4,300.00		$1,782.49		$240,000.00
title I		$397,733.72	$135,811.91	$21,000.00		$3,800.00	$229,494.68			$24,580.62	$812,420.93
Title IV				$18,908.75			$10,181.63			$907.62	$29,998.00
RLIS				$39,472.46						$1,231.54	$40,704.00
SPECIAL ED		$147,180.37	$49,493.61	$174,658.61		$1,000.00			$1,000.00	$11,647.98	$384,980.57
SP ED Pre Sch		$4,527.50	$1,539.07				$1,031.34			$221.45	$7,319.36
SP ED ARP								$72,160.49			$72,160.49
SP ED ARP Pre Sch								$4,680.58			$4,680.58
Counselor ARP		$24,291.08	$7,708.92								$32,000.00
ESSER II						$130,000.00	$115,053.68				$245,053.68
ESSERIII ARP		$668,111.78	$70,530.44		$1,538,545.79	$175,477.00	$519,122.22	$78,491.00			$3,050,278.23
Total		$1,436,970.70	$336,729.19	$266,039.82	$1,538,545.79	$310,277.00	$934,177.62	$175,332.07	$2,782.49	$39,369.95	$5,040,224.63
%		28.51%	6.68%	5.28%	30.53%	6.16%	18.53%	3.48%	0.06%	0.78%	100.00%

CARES, ESSER, ARP Projects - Technology

- -One to one Chromebooks
- -Teacher Laptops
- -Teacher Computers
- -Interactive Boards
- -Edmentum -study island, courseware, Kami
- -Carts with Switches, POE Injectors, wireless access points
- -Google Management
- -Go Guardian filtering and monitoring
- -Verizon Device Management
- -Student Wi-Fi or Mobile hotspot service

CARES, ESSER, ARP Projects Professional Development

- Reading
  - -LTRS
  - -95%
  - -LLC Kim Collier

CARES, ESSER, ARP Projects Staff

- -Summer School Staffing
- Staff stipend during Pandemic
- -Nurse
- -LPC services
- -Teacher/student Ratio Staffing (Elem Teachers & Parapros)
- - School counselor

CARES, ESSER, ARP Projects PPE

- -Mask
- -Hand Sanitizer
- -Thermometers

CARES, ESSER, ARP Projects Transportation

- -Bus’s
- -Suburban’s
- - Truck

CARES, ESSER, ARP Projects Air Quality/Health

- -Replace Air-condition Units
- -PE Floor and room remodel East EL
- -PE Wall and ceiling remodel East EL
- -Restroom Boys and girls remodel East El
- -Outside benches and tables district Wide
- -Outside classroom awning w cement floor
- -Chairs to spread people out
- -Lawnmower to mow areas for students
- -Doors,Door Access Controll

-Playgrounds
-Vape detectors
-Bottle water fountains
-AED's

CARES, ESSER, ARP Projects District Needs

- -% of utilities, insurance
- -Staff fitness renovation
- -Phones and phone system district wide
- -Video surveillance system district wide
- -Intercom systems district wide

THE STORY OF IMPACT AID

https://www.youtube.com/watch?v=jz66BvHr_M0#action=share

What is Impact Aid?

Federal program designed to:

Reimburse the local school district for taxes lost when land is removed from local tax rolls due to federal activity – Section 7002

And/Or

Pay the federal share of the cost to educate students enrolled in a local school district due to federal activity – Section 7003

Important facts of Impact Aid payments:

- Paid directly to the district
- No strings attached except for 7003(d) Special Ed and 7007 Construction
- May be used for any lawful purpose to benefit all students
- Does not follow the student - supplants the general fund for all students
- Payment in lieu of local taxes lost due to federal impaction
- These funds are to be used where they benefit ALL students the most, not just federally impacted children

Purpose of Impact Aid Indian Policies and Procedures:

- Assess equal participation of Indian children in LEA's education programs and activities
- Improve communication and cooperation between LEA and Indian community
- Involve parents and tribal officials in planning and developing education programs and activities



Impact Aid Funding:

- FY22 District Funding: $2,318,899.00- If 100% funded: $4,637,98.00; Funding is often several years behind in being disbursed. FY22 per pupil is approximately $1322.43 based on 1,429 student ADM
- The Impact Aid program is not permanent
- Authorized into law by the House, Senate, and Presidential signature – normally a 3 year cycle
- Appropriated (dollars assigned to the program) ANNUALLY!
- Incumbent upon us to fight for the Impact Aid program every day!

OASIS OKLAHOMA ASSOCIATION SERVING IMPACTED SCHOOLS

NAFIS

NIISA National Indian Impacted Schools Association

Impact Aid Funding (cont'd.)

- Impact Aid is in the 'discretionary spending' part of the federal budget, the only part of the federal budget that can be reduced.
- Every President since Bill Clinton has tried to cut Impact Aid out of the federal budget.

IMPACT AID BASICS (IPP):

Section 7004: Policies and Procedures Relating to Children Residing on Indian Lands

+Local school districts with students residing on Indian Lands are required to have an IPP (Indian Policies and Procedures) in place to receive Impact Aid funds

The IPP ensures the rights of the parents and students to participate in the education process by:

+Disseminate IPP and program participation to parents and tribes with sufficient notice for review.

+Opportunity for tribes and parents of Indian children to provide their views on the LEAs educational program and activities.

IMPACT AID BASICS (cont'd.)

+Assess annually the extent to which Indian children participate on an equal basis in education and activities.

+Modify IPP if necessary based on tribal and parent comments.

+Respond at least annually in writing to comments and recommendations made by tribes or parents of Indian children.

+Provide a copy of the IPPs annually to the affected tribe(s).

+After review of the IPP, any comments/recommendations can be submitted to the superintendent in writing by mail (1400 South Mission, Anadarko, OK 73005) or by email at jmccormick@apswarriors.com

+Local board approves IPP for submission with Impact Aid application

Our students and programs

2022 2023		Native Am	Total	%
4H	AHS	3	6	50.00%
4H	AMS	4	10	40.00%
Academic Team	AMS	5	7	71.43%
Academic Team	AHS	2	4	50.00%
Ag	AMS	8	17	47.06%
Ag	AHS	34	51	66.67%
Applied Music Honors	AHS	15	20	75.00%
Art	AMS	69	80	86.25%
Art	AHS	109	130	83.85%
Block Elective	AMS	46	55	83.64%
Baseball	AMS	8	9	88.88%
Baseball	AHS	14	17	82.35%
Boys Basketball	AMS	23	29	79.31%
Boys Basketball	AHS	21	26	80.77%
Boys Track	AMS	16	24	66.67%
Boys Track	AHS	5	7	71.43%
Cheerleading	AHS	15	18	83.33%
Choir	AMS	6	8	75.00%
Cross Country	AHS	17	20	85.00%
Drama I	AHS	19	20	95.00%
Drama II	AHS	3	3	100.00%
Drama III	AHS	2	2	100.00%
Drama IV	AHS	3	6	50.00%
Family And Consumer Sci	AMS	32	39	82.05%
Family And Consumer Sci	AHS	39	48	81.25%
Football	AHS	44	51	86.27%
Gifted	District	102	148	68.92%
Girls Basketball	AMS	18	23	78.26%
Girls Basketball	AHS	15	16	93.75%
Girls Track	AMS	22	31	70.97%
Girls Track	AHS	7	12	58.33%
Guitar I II	AHS	19	23	82.61%
Hope Squad	AHS	0	0	#DIV/0!
Hope Squad	Mission	10	15	66.67%
Hope Squad	AMS	8	15	53.33%
Instrumental Music I	AHS	9	9	100.00%
Instrumental Music II	AHS	8	9	88.89%
Instrumental Music III	AHS	4	4	100.00%
Instumental Music IV	AHS	11	12	91.67%
Color Guard	AMS	14	14	100.00%
Jazz Band	AHS	15	17	88.24%
Power Lifting	AMS	15	23	65.22%
Reach Out	East	31	41	75.61%
Reach Out	Mission	52	69	75.36%
Softball	AMS	18	21	85.71%
Softball	AHS	0	0	#DIV/0!
Special Ed	District	147	213	69.01%
Student Council	AHS	16	21	76.19%
Student Council	AMS	24	31	77.42%
Tech Ed	AMS	31	39	79.49%
Tech Ed	AHS	44	46	95.65%
Tennis	AMS	6	8	75.00%
Tennis	AHS	19	24	79.17%
Wrestling	AMS	4	5	80.00%
Wrestling	AHS	13	18	72.22%

Communities In Schools Mid-America

NATIONAL INDIAN EDUCATION ASSOCIATION
Advancing Excellence for All Native Students

Anadarko Communities in Schools Project

- Four Year Partnership Project
- 2 Year ARP/AIRE Grant
- Funding – US Dept. of Education
- Grantee – NIEA & Wichita & Affiliated Tribes
- Contract Partners – CIS-MA, Wichita & Affiliated Tribes & Anadarko PS
- 1 Tribal Services Director-Donna Richey, Program Manager Christine Armstrong
- 6 Site Coordinators-, Theresa Plata, Kassidy Williams, Cherica Eckiwaudah, Cheyenne Bradshaw, Kali Alexander & Clarissa Knight
- Provides Comprehensive Student Wrap Around Supports including; food, clothing, family support, counseling, etc.

SEAL OF THE WICHITA AND AFFILIATED TRIBES

WARRIORS

CIS Family, Community & Mentor Outreach

AHS Senior Seminar- Aug. 2019

- CIS Family Outreach Events monthly
- CIS Community Outreach Events – Quarterly
- CIS Mentor Program – Developing at each site.

CIS Leadership Luncheon - Sept. 2019

PERCENT OF CASE-MANAGED STUDENTS SERVED BY TRIBE

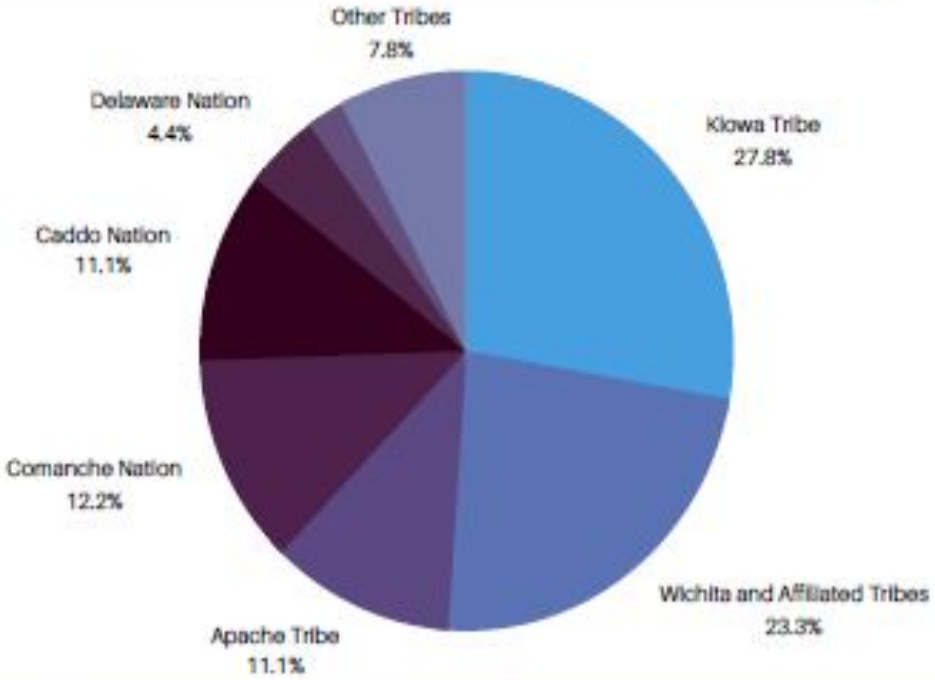

335
case-managed students

4,337
individual and small group hours provided

61,726
basic needs items provided

22,102
people served through whole school supports *duplicated*

Our data shows that Anadarko students receiving individual case-managed services achieved the following results:

The next few slides are data that have been asked for in a former discussion by Tribal leaders. We want to make it available to all.

race	total	certified	support
African American	7	5	2
Native American	43	6	37
Hispanic	3	2	1
Asian	1	0	1
White	168	109	59
Pacific	1	1	0

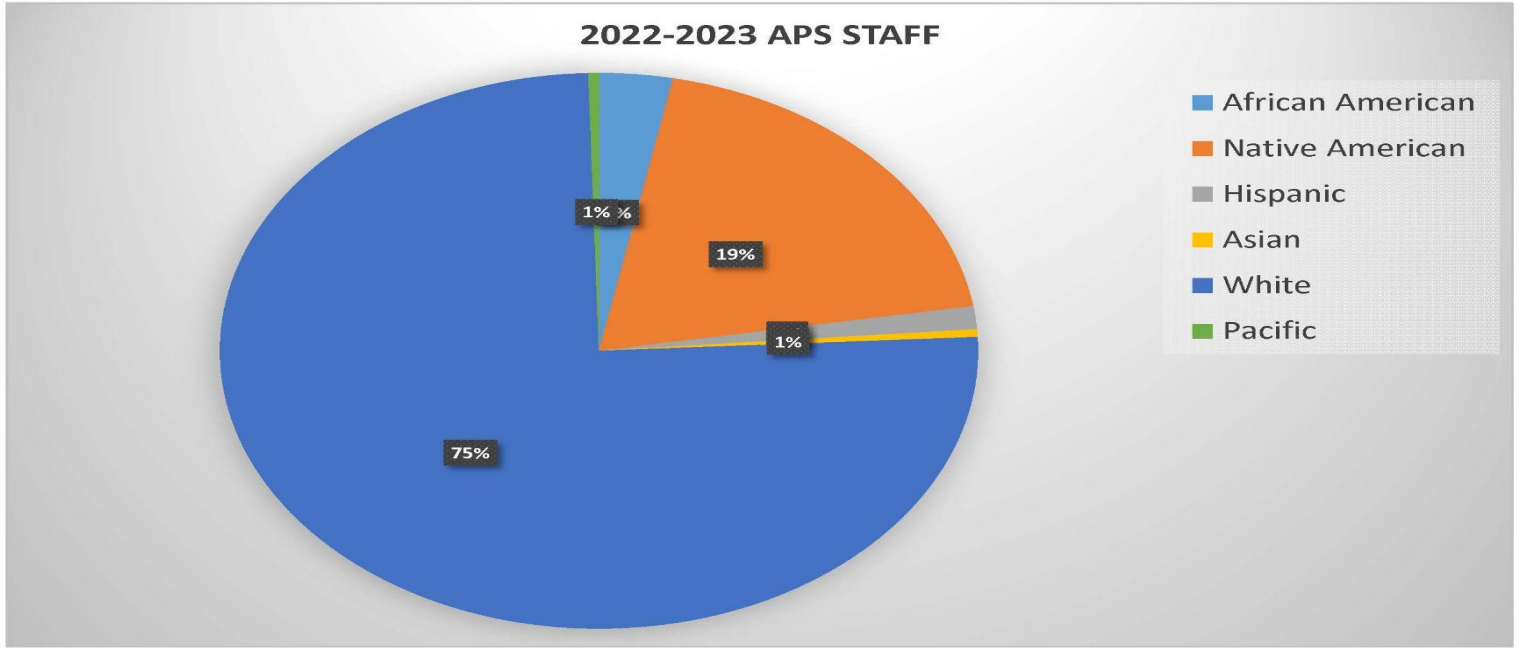

APS Tribe Population March 2023

ApacheTribeofOklahoma	128
ArapahoTribeoftheWindRiverReservationWyoming	2
BlackfeetTribeoftheBlackfeetIndianReservation	1
CaddoNationofOklahoma	85
CherokeeNation	17
CheyenneandArapahoTribesOklahoma	20
CitizenPotawatomiNationOklahoma	3
ComancheNationOklahoma	120
CrowTribeofMontana	11
DelawareNationOklahoma	41
DelawareTribeofIndians	3
EasternShoshoneTribeoftheWindRiverReservation	1
FortSillApacheTribeofOklahoma	9
GilaRiverIndianCommunityoftheGilaRiverIndian	1
KickapooTribeofOklahoma	1
KiowaIndianTribeofOklahoma	252
MescaleroApacheTribeoftheMescaleroReservation	4
MississippiBandofChoctawIndians	1
NavajoNationArizonaNewMexicoUtah	3
NezPerceTribe	2
OtoeMissouriaTribeofIndiansOklahoma	3
PawneeNationofOklahoma	4
PoncaTribeofIndiansofOklahoma	1
PuebloofAcomaNewMexico	1
RosebudSiouxTribeoftheRosebudIndianReservation	1
SacFoxNationOklahoma	2
SanCarlosApacheTribeoftheSanCarlosReservation	1
SeminoleTribeofFlorida	4
SenecaCayugaNation	2
SenecaNationofIndians	1
TheChickasawNation	12
TheChoctawNationofOklahoma	44
TheMuscogee	14
TheOsageNation	1
TheQuapawTribeofIndians	7
TheSeminoleNationofOklahoma	4
WichitaandAffiliatedTribes	217
YavapaiApacheNationoftheCampVerdeIndianReservation	1
Native American with no tribe assigned yet	78
	1103

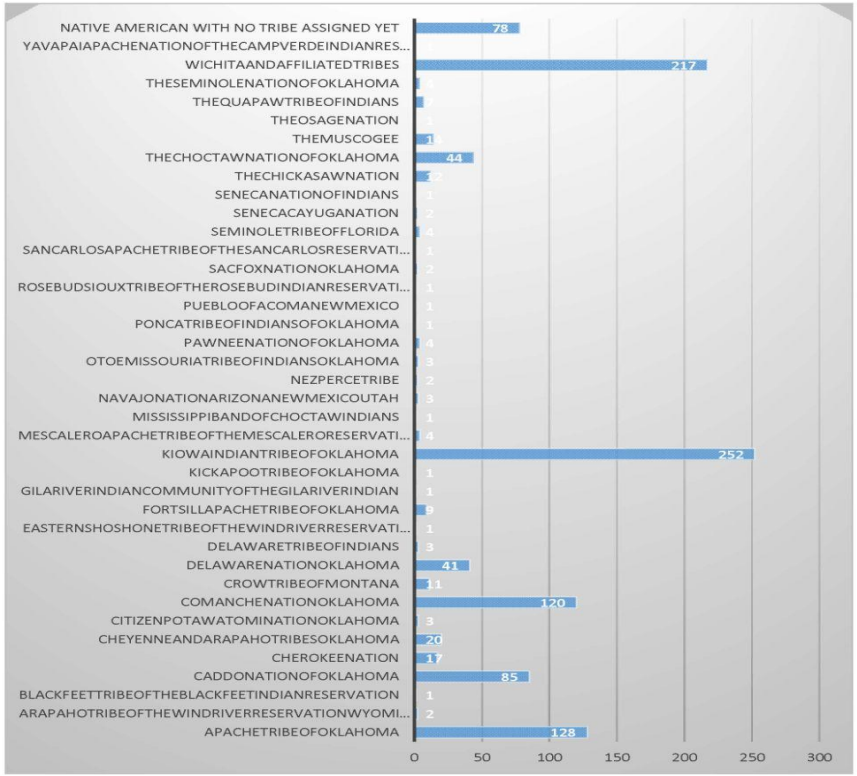

Chronic Absenteeism

Chronic absenteeism, which represents lost instructional time for students, is gaining nationwide awareness. Student attendance is strongly correlated to academic achievement, graduation rates, and postsecondary success. Research indicates that schools and districts can have an impact on student absenteeism rates.

Chronic absenteeism is one of several indicators on the new Oklahoma School Report Card, which is designed to give parents and communities an annual snapshot of student learning, progress, and achievement at the local level. Including chronic absenteeism on the new school report card will highlight local efforts to prioritize student attendance.

OSDE is ready to support schools, families, and communities as they work together to improve attendance. We encourage schools to identify their local needs, build community partnerships and formulate a plan to help students get to school on time every day.

What is Chronic Absenteeism?

A student is considered chronically absent after missing 10 percent or more of school days. *This includes both excused and unexcused absences.* Missing 10 percent of school days would be approximately 18 days in a normal 180-day school calendar - just two days per month.

Chronic absenteeism looks beyond truancy and average daily attendance to shine a light on how missing school days can affect an individual student's path to success.

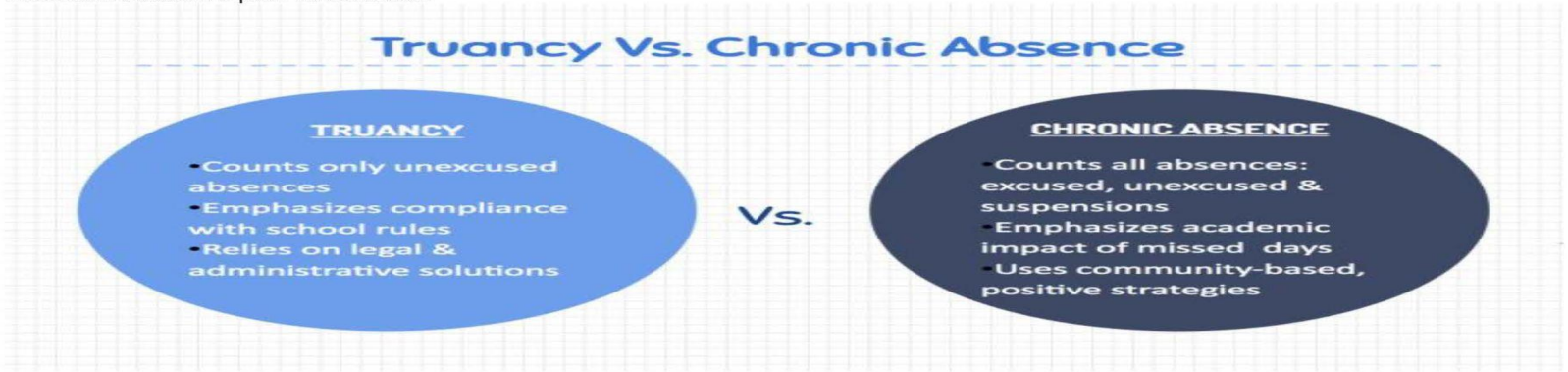

2023 Chronic Absenteeism	
African American	6
Native American	213
Hispanic	3
Asian	0
White	31
Pacific	0

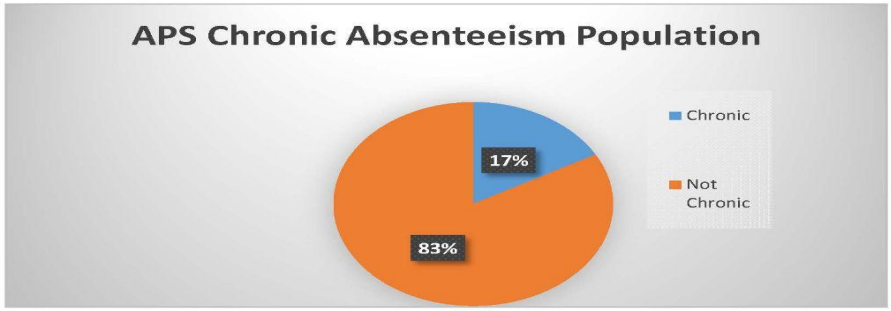

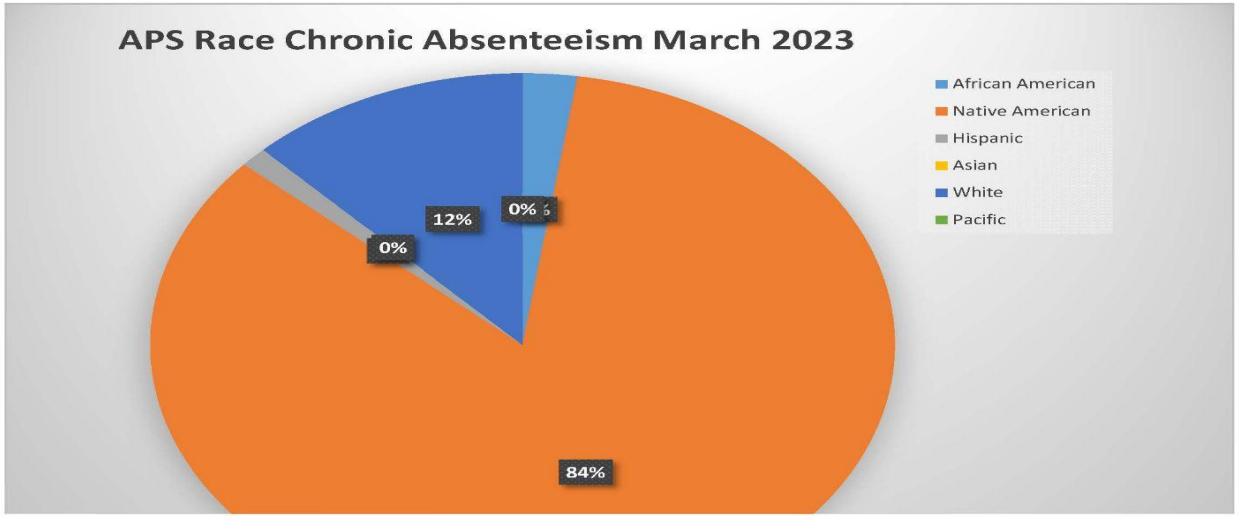

APS Chronic Absenteeism March 2023 by Tribe		# Chronic	# of Tribe
ApacheTribeofOklahoma	15.63%	20	128
CaddoNationofOklahoma	17.65%	15	85
CherokeeNation	17.65%	3	17
CheyenneandArapahoTribesOklahoma	20.00%	4	20
ComancheNationOklahoma	20.83%	25	120
CrowTribeofMontana	18.18%	2	11
DelawareNationOklahoma	9.76%	4	41
DelawareTribeofIndians	33.33%	1	3
FortSillApacheTribeofOklahoma	11.11%	1	9
KiowaIndianTribeofOklahoma	16.67%	42	252
OtoeMissouriaTribeofIndiansOklahoma	33.33%	1	3
PoncaTribeofIndiansofOklahoma	100.00%	1	1
RosebudSiouxTribeoftheRosebudIndianReservation	100.00%	1	1
SacFoxNationOklahoma	50.00%	1	2
SeminoleTribeofFlorida	25.00%	1	4
TheChickasawNation	8.33%	1	12
TheChoctawNationofOklahoma	25.00%	11	44
TheMuscogee	14.29%	2	14
WichitaandAffiliatedTribes	20.28%	44	217
YavapaiApacheNationoftheCampVerdeIndianReservation	100.00%	1	1
Native American with no tribe assigned yet	41.03%	32	78

Former Prompts in former Consultations.

- Mental Health- Is a concern of all and a need to invest in more opportunities for students to take advantage of services offered. Of two LPC's one has dropped her service to students of APS. More LPC (counselors) have been engaged and in the process of bringing their services to APS.

- Chronic Absenteeism-The School Admin and Sites have concluded that it needs to be as proactive as possible than reactive. Discussion of site rewards and proaction this year. **Q1** What productive proaction ideas could help with student attendance.

- Family Engagement-Due to events like Uvalde Texas, Visitor participation during the school day has been limited. The last consultation input showed the need for family engagement. Discussion of site family engagement this year. **Q2** What are productive family engagement activities that would engage our families and help our students.

- Federal Programs input for next year budgeting. (Survey)

- Tribal Services- The need to share and keep the current list of services of each Tribe. We ask each tribe to list current services to or for students and their families by the end of the school year that can be updated for the next Tribal Consultation for presentation in the APS Fall Consultation.

Anadarko Public Schools

Needs Assessment For Federal Budget's Survey

2023

The below are budget items that have been budgeted for in the past and currently through different Programs or Federal projects. Not all Federal Projects allow for the same budgeting expenditures. Your feedback will help us prioritize the different projects. Please mark items on the list or prioritize, You may add others at the bottom.

_____Tutoring
_____Paraprofessionals for student support
_____Teachers to reduce student to teacher ratio
_____Professional Development
_____Counseling
_____Nurse
_____Family engagement materials
_____Services for special education
_____Software for student support
_____Technology for students and staff.
_____Student Assessment
_____Resource Officer
_____AP,ACT, ect... exam fees for students
_____Transportation vehicles
_____Playground structures and outdoor classrooms
_____Video surveillance and access control
_____Sound system components for communication
_____Intercom and emergency messaging system
_____Education Support (Assistance with student fees; school supplies; eye-wear; cap & gowns, etc.)
_____Academic Intervention Services K-12/Communities in Schools SEL Interventions
_____Cultural Responsive Instruction
_____Career/College Preparation
_____Extra-curricular Organizations (UNITY; AISES; Hope Squad; etc.)

Other

_____

_____

_____

Ways to keep up with us!

http://www.apswarriors.com/

https://www.facebook.com/AnadarkoSchools/

https://twitter.com/anadarkoschools