

# Support school funding for ALL divisions. Help undo recession-era cuts!



The Virginia General Assembly of 2008 placed a cap on Supplemental Basic Aid. When first instituted, only (4) counties in the Commonwealth qualified for this program designed to support disadvantaged tiny school divisions, and only two (2) counties have established cooperative agreements to receive the subsidy.



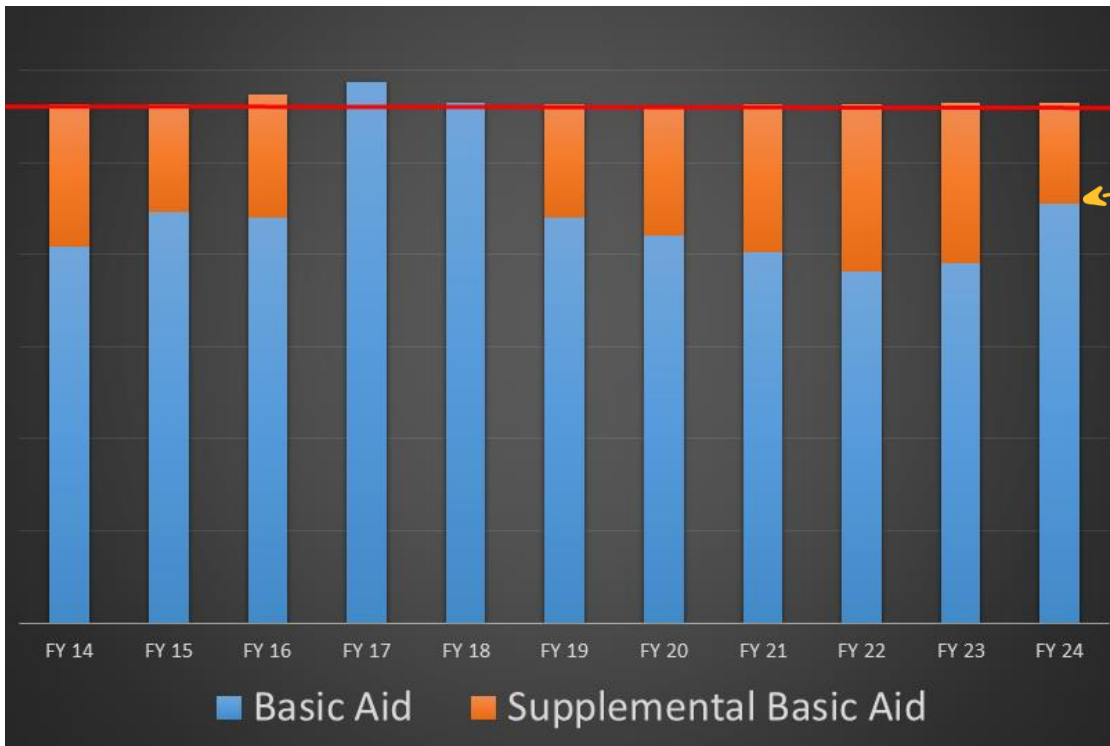
**Of those two counties, only Rappahannock County is affected by the 2008 cap included in the Chapter 589 enactment language.**

## HOW THE CAP AFFECTS BASIC AID PAYMENTS TO RCPS

Enactment language in Chapter 589 or the 2008 General Assembly placed a cap on supplemental basic aid for Rappahannock such that: *“The Sum of Supplemental Basic Aid and Basic Aid cannot exceed the 2007 Basic Aid payment of \$1,129,280.”*

**This results in relatively flat basic aid funding, while the cost of goods and services as measured by the CPI have increased 31% over the same period.**

While other localities benefitted by increased Basic Aid funding in FY24 compared with FY23, because of the cap, Rappahannock County received the same exact same amount of state funding.



**Note, in FY24 the increased Basic Aid funding represented by the blue bar resulted in NO OVERALL ADDITIONAL REVENUE because Supplemental Basic Aid funding represented by the orange bar automatically shrunk due to the cap.**

# RCPS Compared to the Rest of the Commonwealth

## OUR NUMBERS

130 school divisions receive more state funding per pupil than us (*we receive the absolute lowest in the state*).

# #131

# #6

We pay the **6th highest local per pupil amount** in the state.

Source: Table 15 of the Superintendent's Annual Report for Virginia

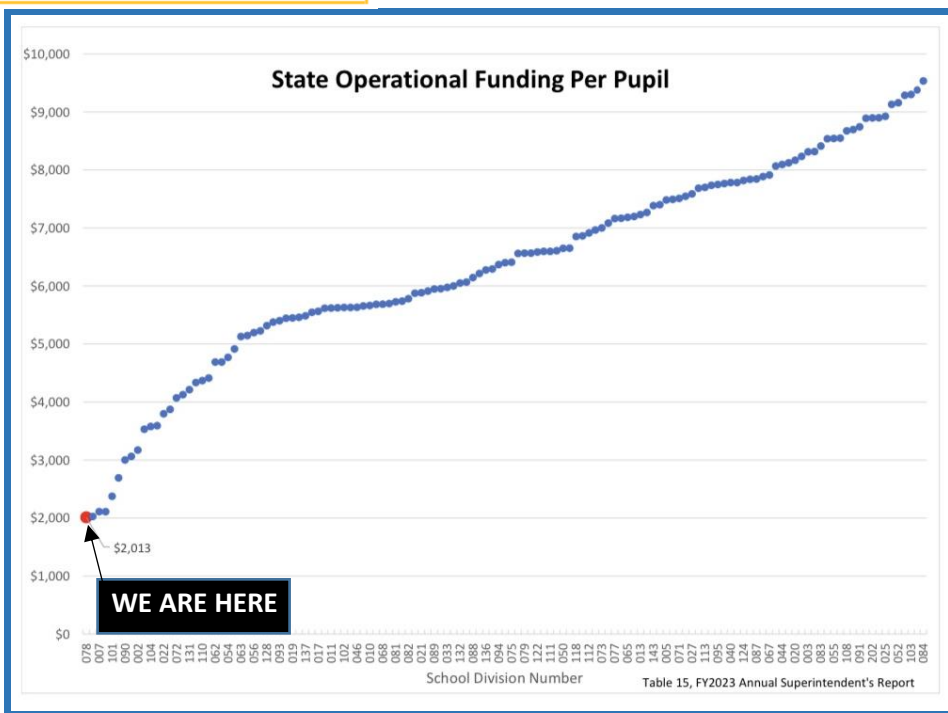
Our citizens are already being taxed so much that our small farming community pays the **6th highest amount per pupil in the state**. In FY2023, we paid...

**\$1,346 more per pupil than Loudoun**

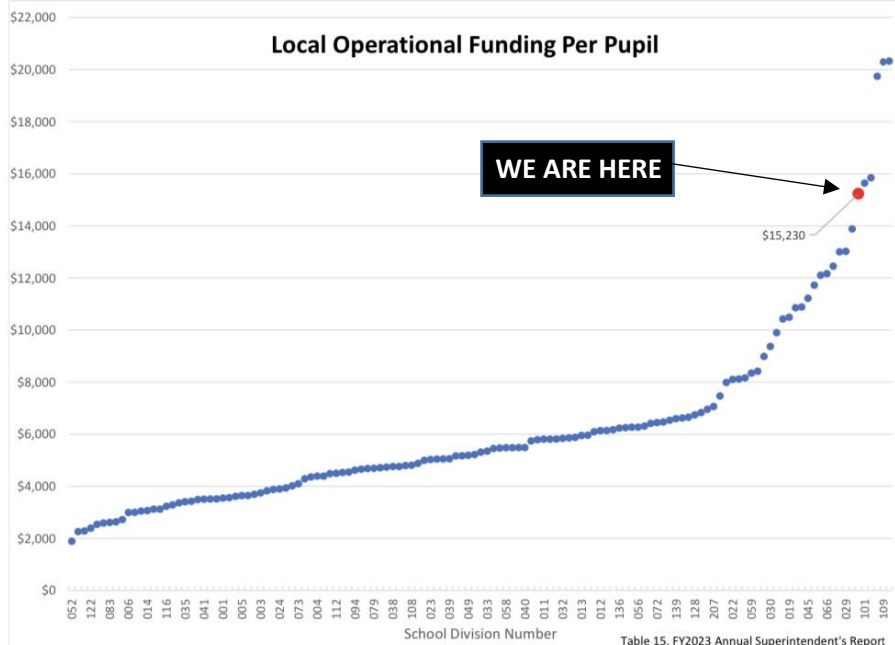
**\$8,977 more per pupil than Roanoke City**

Source: Table 15 of the Superintendent's Annual Report for Virginia

We receive the **LEAST AMOUNT OF STATE FUNDING** per pupil.



## Local Operational Funding Per Pupil



Only five school divisions in the state **contribute more locally** on a per pupil basis.