

**ALBUQUERQUE TALENT DEVELOPMENT ACADEMY**



1800 Atrisco Dr NW  
Albuquerque, NM 87120  
PHONE: 505-503-2465

# **Executive Financial Report**

**As of April 30, 2022**

## Financial Highlights

Key financial highlights are as follows:

- ATDA has a total of \$88,683.50 in negative fund balance among nine funds through April.
- ATDA spent 91% of its Operational budget.
- ATDA has the necessary minimum cash reserve to maintain acceptable liquidity coming into FY2021-2022.

## Governing Council Action Items

### I. BUDGET

- BAR 0018-IB FOR FUND 29102 PRIVATE DIRECT GRANTS
- BAR 0021-I FOR FUND 24301 ESSER I (CARES) CARRYOVER
- BAR 0023-I FOR FUND 11000 FY22 3% BASE SALARY INCREASE
- BAR 0024-IB FOR FUND 23000

### II. FINANCIAL STATEMENT REPORTS AS OF APRIL 30, 2022

- Balance Sheet Report
- Statement of Revenues, Expenditures, and Changes in Fund Balance
- Budget to Actual – Expenditure and Revenue

### IV. BANK RECONCILIATION REPORT

- April 30, 2022

### V. PAYROLL & ACCOUNTS PAYABLE PAYMENT VOUCHERS

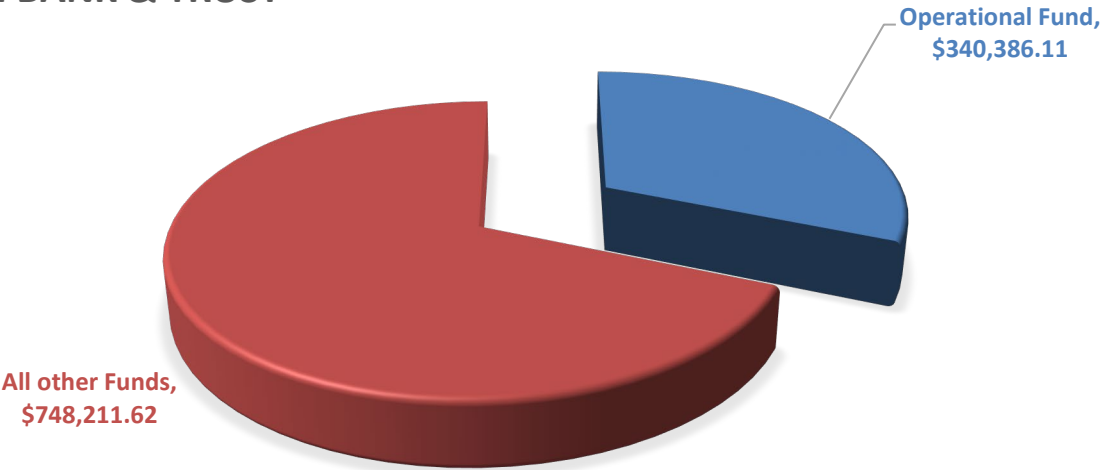
- April 30, 2022

Overview of Financial Position and Operations

Balance Sheet:

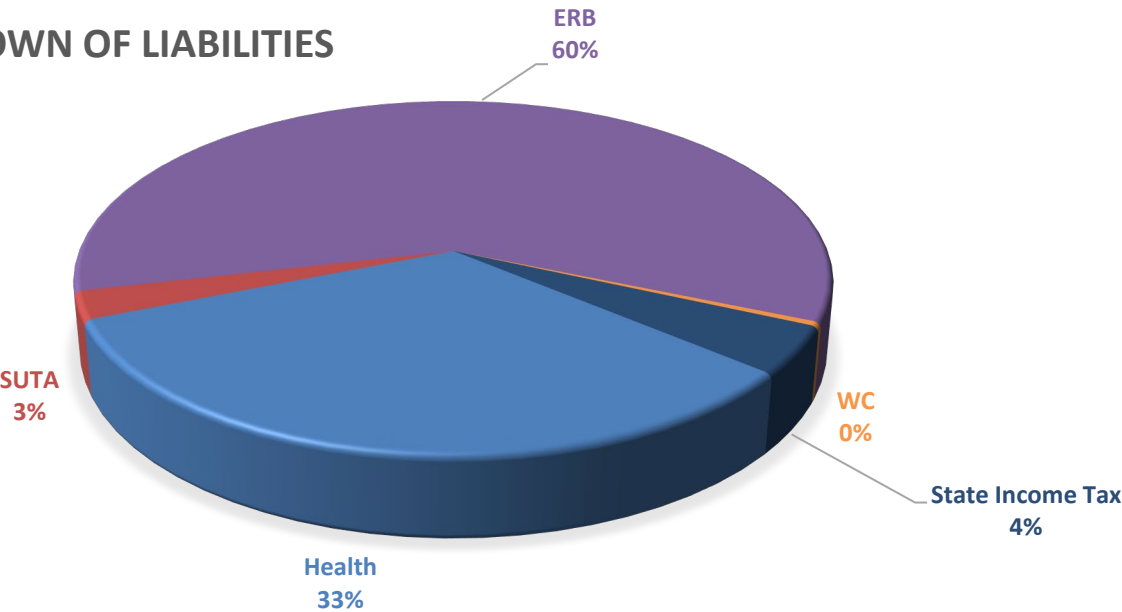
Albuquerque Talent Development Academy’s only bank account reports the balance by fund totaling \$1,088,597.73 as of April 30, 2022. The Operational fund currently possesses approximately 31% of the cash of the school’s funds.

NM BANK & TRUST



There are currently five different liability accounts of which the largest is ERB at 60%. The total amounts for the liability balance is \$47,061.48.

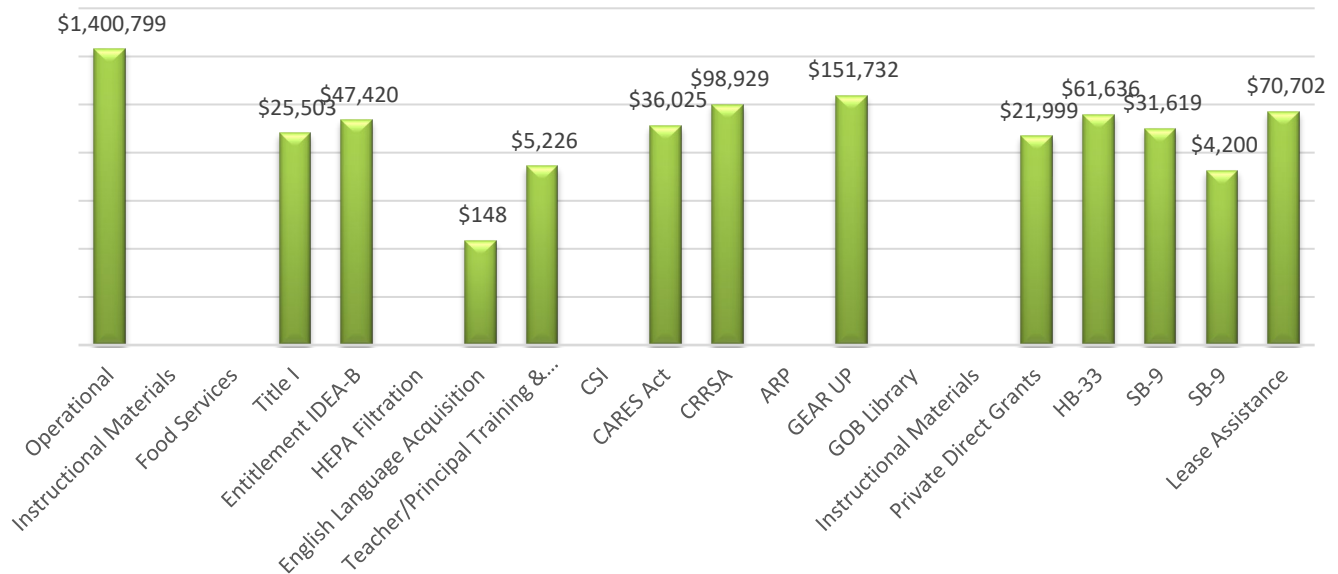
BREAKDOWN OF LIABILITIES



## Income Statement:

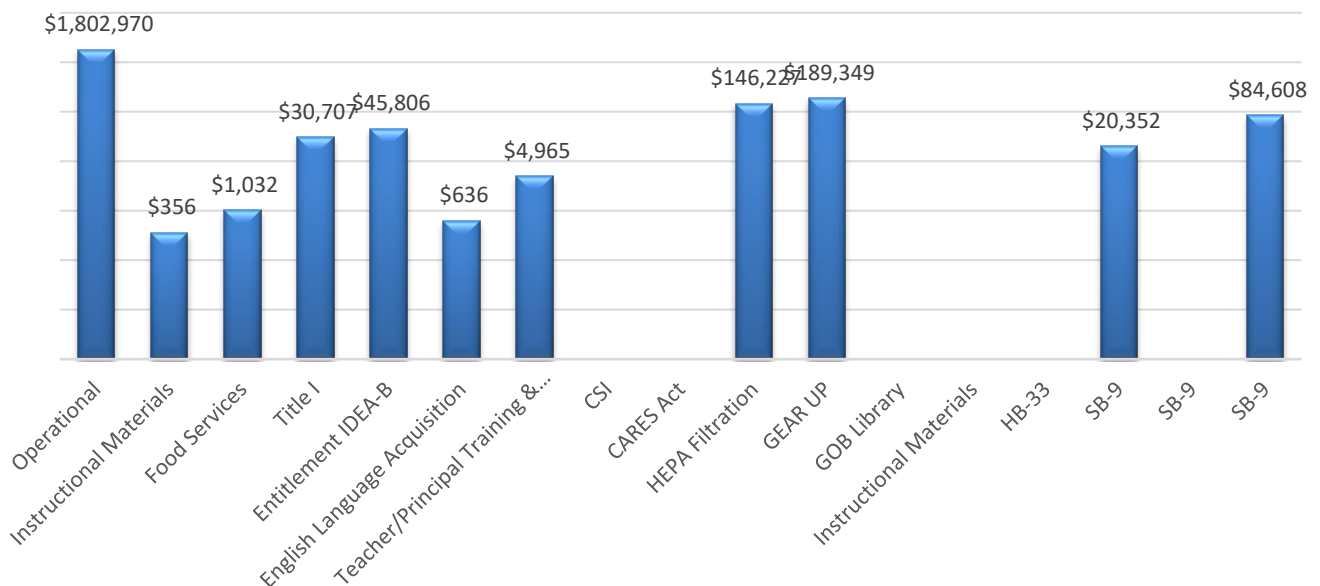
Albuquerque Talent Development Academy is dependent on revenue from the Operational fund, which accounts for 72% of total revenues received as of April 30, 2022.

## Revenue



The majority of the expenditures were spent from the Operational fund at 77%. We cannot spend HB-33 until we are in Lease-Purchase Agreement.

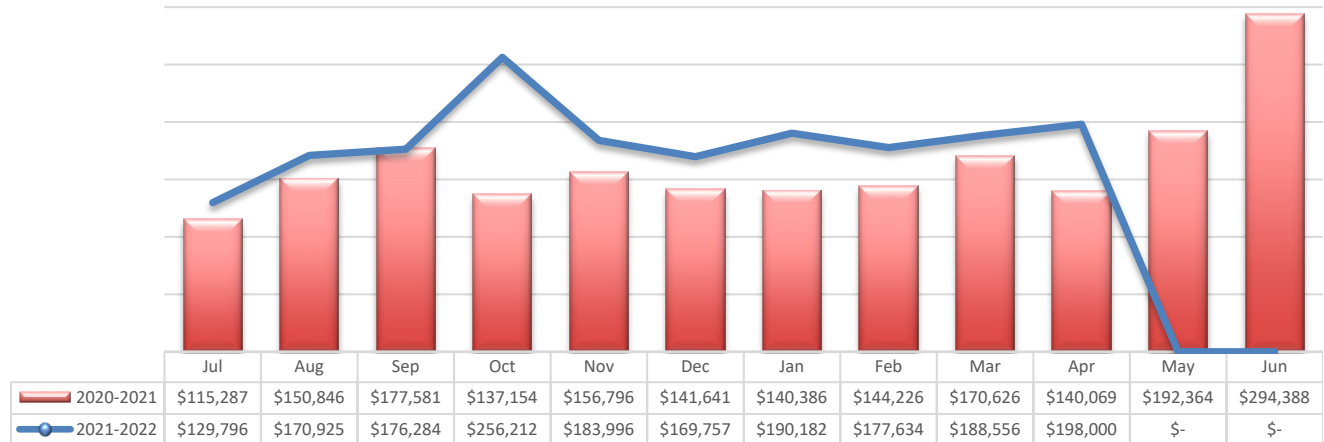
## Expenses



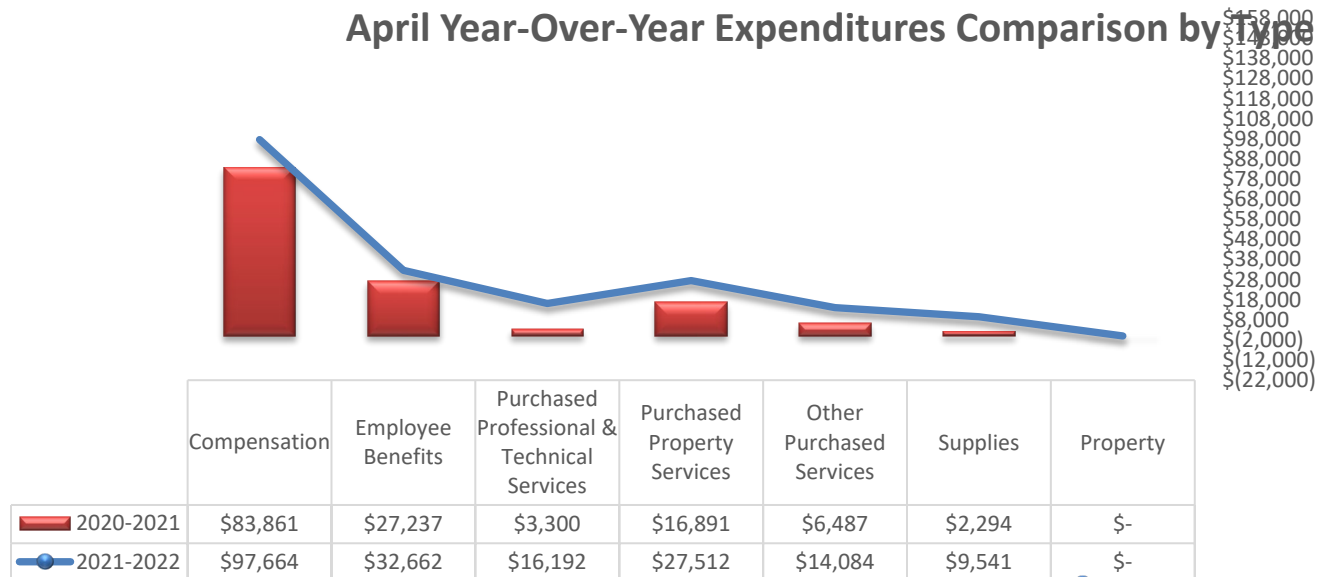
## Expenditure Analytical Review

There was a \$57,931 increase in ATDA's monthly expenditures over last year's total monthly expenditures for April.

### Monthly Year-Over-Year Expenditures Comparison



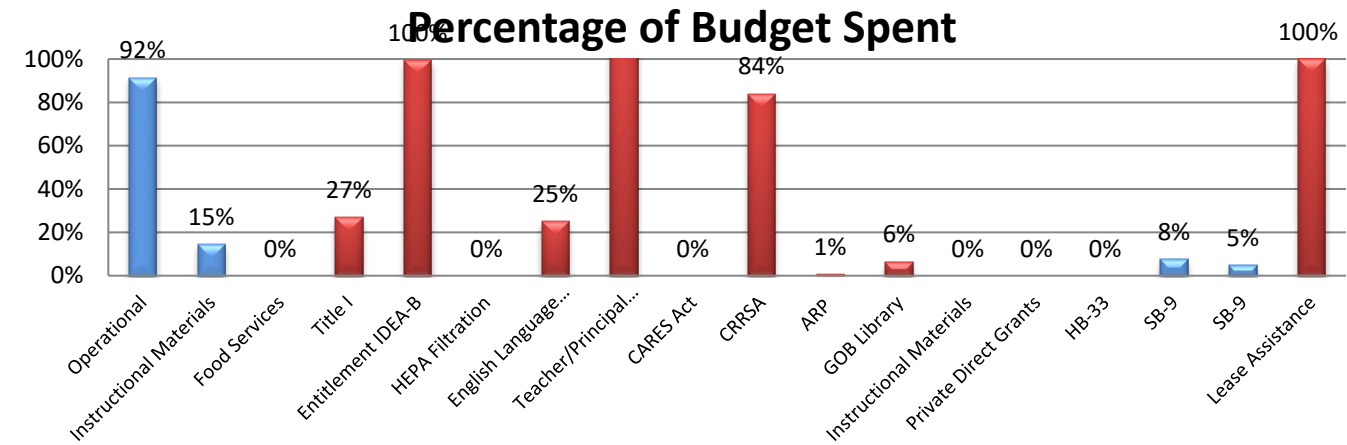
### April Year-Over-Year Expenditures Comparison by Type



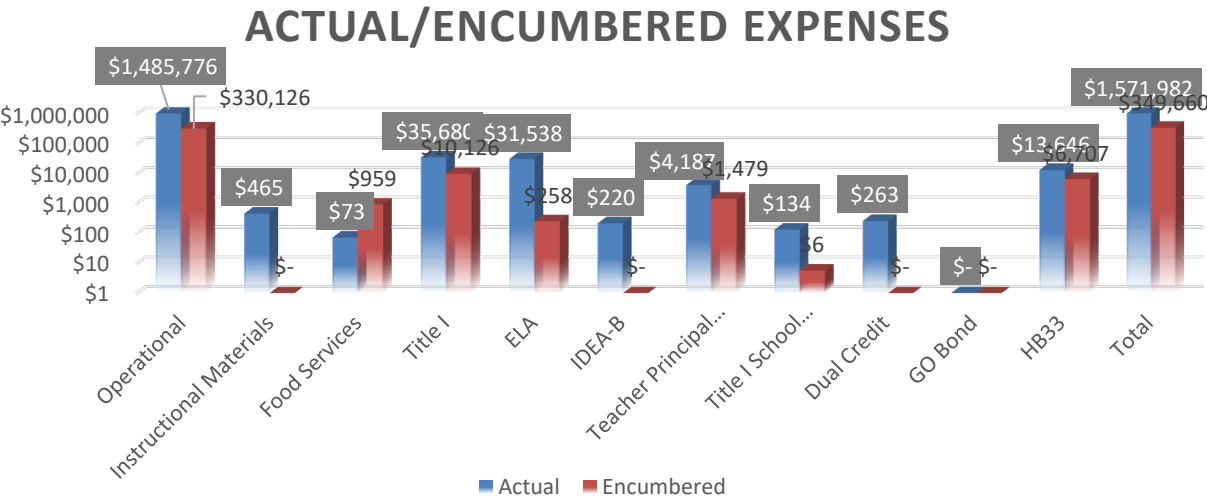
YoY	Apr	Total
Compensation	\$ 13,803	\$ 131,233
Employee Benefits	\$ 5,426	\$ 49,025
Purchased Professional & Technical Services	\$ 12,892	\$ 26,084
Purchased Property Services	\$ 10,621	\$ 48,077
Other Purchased Services	\$ 7,597	\$ 49,795
Supplies	\$ 7,247	\$ (193)
Property	\$ -	\$ 56,878
Debt Service and Miscellaneous	\$ 345	\$ 5,829
<b>Total</b>	<b>\$ 57,931</b>	<b>\$ 366,728</b>

**Budget to Actual:**

Percentage of budget spent includes actual and encumbered expenses. The dollar amounts are indicated on the second graph. The breakdown for actual versus encumbered is indicated in the third graph below.



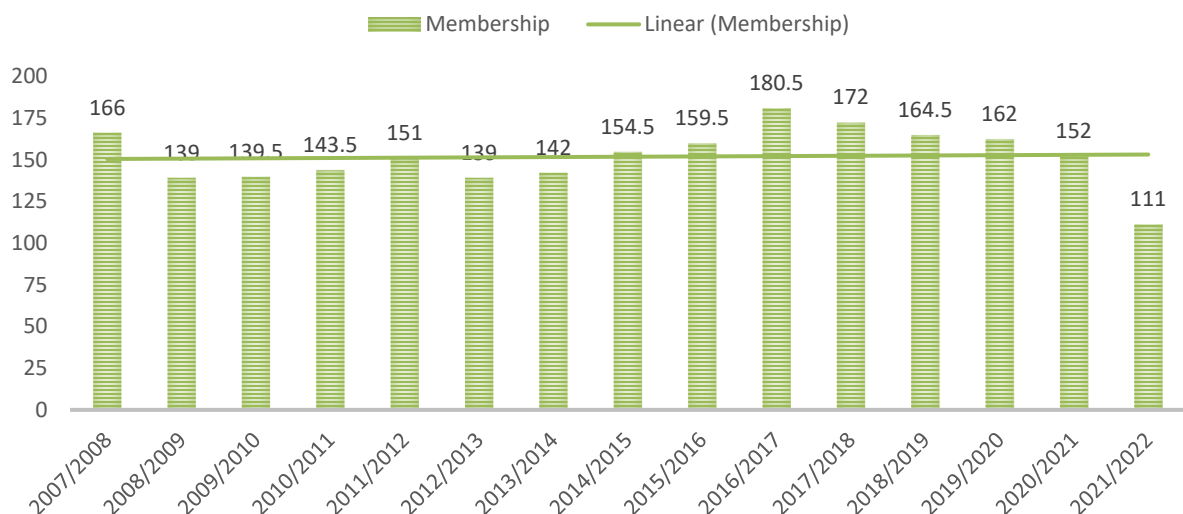
	Fund Balance	Revenue			Expenditures		
Fund	Budgeted	Budget (YTD)	Actual (YTD)	Balance	Budget (YTD)	Actual + Enc (YTD)	Balance
Operational	\$ 316,291	\$ 1,668,067	\$ 1,400,799	\$ 267,268	\$ 1,984,358	\$ 1,815,902	\$ 168,456
Instructional Materials	\$ 3,170	0	0	\$ -	\$ 3,170	\$ 465	\$ 2,705
Food Services	\$ -	0	0	\$ -	\$ -	\$ 1,032	\$ (1,032)
Title I	\$ -	\$ 117,703	\$ 25,503	\$ 92,200	\$ 117,703	\$ 31,796	\$ 85,907
Entitlement IDEA-B	\$ -	\$ 46,030	\$ 47,420	\$ (1,390)	\$ 46,030	\$ 45,806	\$ 224
HEPA Filtration	\$ -	\$ 2,632	\$ -	\$ 2,632	\$ 2,632	\$ -	\$ 2,632
English Language Acquisition		\$ 875	\$ 148		\$ 875	\$ 220	
Teacher/Principal Training & R	\$ -	\$ 5,114	\$ 5,226	\$ (112)	\$ 5,114	\$ 5,666	\$ (552)
CSI	\$ -	0	0	\$ -	0	\$ -	\$ -
CARES Act	\$ -	\$ -	\$ 36,025	\$ (36,025)	\$ -	\$ 140	\$ (140)
CRRSA	\$ -	\$ 174,748	\$ 98,929	\$ 75,819	\$ 174,748	\$ 146,876	\$ 27,872
ARP		\$ 312,783	\$ -		\$ 312,783	\$ 1,841	
GEAR UP	\$ -	\$ 225,233	\$ 151,732	\$ 73,501	\$ 225,233	\$ 195,960	\$ 29,273
GOB Library	\$ -	\$ 4,054	\$ -	\$ 4,054	\$ 4,054	\$ 263	\$ 3,791
Instructional Materials	\$ 2,503	0	0	\$ -	\$ 2,503	\$ -	\$ 2,503
Private Direct Grants		\$ -	\$ 21,999		\$ -	\$ 3,709	
HB-33	\$ 550,118	\$ 92,340	\$ 61,636	\$ 30,704	\$ 642,458	\$ -	\$ 642,458
SB-9	\$ 217,497	\$ 46,763	\$ 31,619	\$ 15,144	\$ 264,260	\$ 20,352	\$ 243,908
SB-9	\$ 4,096	\$ 4,200	\$ 4,200	\$ -	\$ 8,296	\$ 409	\$ 7,887
Lease Assistance	\$ -	\$ 84,609	\$ 70,702	\$ 13,908	\$ 84,609	\$ 84,608	\$ 1
Total	\$ 1,093,675	\$ 2,785,151	\$ 1,955,937	\$ 537,703	\$ 3,878,826	\$ 2,355,046	\$ 1,215,892



## Relevant Current Economic Factors, Decisions and Conditions

- ATDA will be funded on 111 students for 2022-2023. There will not be hold harmless provisions
- Low enrollment will continue to increase burden on Operational fund because it causes other funding sources such as Lease Assistance to be reduced. Therefore, we must increase enrollment to sustain long term.
- Noted on NMPED Secretary's call: "Heads up! Legislature will finish at noon a week from today. If they are successful, they will send a budget up for the Governor's signature. Looks like there will be 7% raise for everyone and 10% for anyone willing to participate in ELTP. Once the unit value is set, you will start building your budgets. **If you have declining enrollment, you'll have a difficult time meeting the requirements of this budget. Challenges will lie there to build a balanced budget.**"
- 80% Phase-out of the Small School Size Adjustment for FY23.
- No hold-harmless for FY23.
- Pay increases for FY23.
- 2% ERB increase for employers in FY23.
- Up to 6% increase for insurance in FY23 and we pay 60% of employee premiums.
- Facility - Down payment will be from HB33/SB9 funds. Lease purchase means freeing up HB33-SB9 money.

## FUNDED ENROLLMENT



## Request for Information

This financial report is designed to provide various interested parties with a general overview of ATDA's finances. If you have any questions about this report or require additional information, contact ATDA's Finance Department as follows:

Whitney Galindo, Business Manager  
(505) 503-2465  
[whitneyg@atdacademy.org](mailto:whitneyg@atdacademy.org)

Physical and Mailing Address:  
1800 Atrisco Rd NW  
Albuquerque, NM 87120

Must submit backup for all BARs,  
except transfers of funds for SEG or  
direct grants

**STATE OF NEW MEXICO**  
**PUBLIC EDUCATION DEPARTMENT**  
300 Don Gaspar Santa Fe, NM 87501-2786  
**Budget Adjustment Request**

**Doc. ID:** 001-016-2122-0018-IB  
**Fund Type:** Direct Grant  
**Adjustment Type:** Initial Budget

**Fiscal Year:** 2021-2022  
**Adjustment Changes Intent/Scope of Program Yes or No?:** No  
**Total Approved Budget (Flowthrough):**

**Entity Name:** Albuquerque Talent Development  
**Contact:** Whitney Galindo, Business Manager  
**Phone:** 505-803-6781  
**Email:** whitneyg@atdacademy.org

<b>FLOWTHROUGH ONLY</b>	
Budget Period: 07/01/2021	To: 06/30/2022
A. Approved Carryover:	
B. Total Current Year Allocation:	
D. Total Funding Available:	

Revenue 29102.0000.41920 \$22,026

Fund	Function	Object	Program	Location	Job Class	Present Budget	Adj Amt Exp	Adj Budget	ADD'L FTE
29102 Private Dir Grants (Categorical)	1000 Instruction	56118 General Supplies and Materials	1010 Regular Education (K-12) Programs	001016 Albuquerque Talent Development	0000 No Job Class		\$1,727	\$1,727	
29102 Private Dir Grants (Categorical)	2400 Support Services-School Administration	51100 Salaries Expense	0000 No Program	001016 Albuquerque Talent Development	1112 Principals		\$18,299	\$18,299	0.25
29102 Private Dir Grants (Categorical)	2600 Operation & Maintenance of Plant	56118 General Supplies and Materials	0000 No Program	001016 Albuquerque Talent Development	0000 No Job Class		\$1,300	\$1,300	
29102 Private Dir Grants (Categorical)	2600 Operation & Maintenance of Plant	57332 Supply Assets (\$5,000 or less)	0000 No Program	001016 Albuquerque Talent Development	0000 No Job Class		\$700	\$700	
						Sub Total	\$22,026		0.25
						Indirect Cost			
						DOC. TOTAL	\$22,026		

**Justification:**

Kesselman Jones

Compliance with Sections 10-15-1 and 22-8-12, NMSA, 1978 Compilation:

A. The requested budget/changes were authorized at a scheduled Board of Education or Governance Council meeting open to the public on:

B. Justification for the transfer: Explanation such as "underbudgeted", "insufficient budget", or "needed to close out Project" ARE NOT ACCEPTABLE. Attach additional sheets if necessary.

ALL TRANSFER BARS MUST NET OUT TO ZERO ON THE DOC. TOTAL LINE.



Must submit backup for all BARs,  
except transfers of funds for SEG or  
direct grants

**STATE OF NEW MEXICO**  
**PUBLIC EDUCATION DEPARTMENT**  
**300 Don Gaspar Santa Fe, NM 87501-2786**  
**Budget Adjustment Request**

Doc. ID: 001-016-2122-0021-I

Fund Type: Flowthrough

Adjustment Type: Increase

Fiscal Year: 2021-2022

Entity Name: Albuquerque Talent Development

Adjustment Changes Intent/Scope of Program Yes or No?: No

Contact: Whitney Galindo, Business Manager

Total Approved Budget (Flowthrough):

Phone: 505-803-6781

Email: whitneyg@atdacademy.org

**FLOWTHROUGH ONLY**

Budget Period: 07/01/2021

To: 06/30/2022

A. Approved Carryover:

B. Total Current Year Allocation:

D. Total Funding Available:

Revenue 24301.0000.41924 \$11,189

Fund	Function	Object	Program	Location	Job Class	Present Budget	Adj Amt Exp	Adj Budget	ADD'L FTE
24301 CARES Act	1000 Instruction	56113 Software	1010 Regular Education (K- 12) Programs	001016 Albuquerque Talent Development	0000 No Job Class		\$11,189	\$11,189	
						Sub Total	\$11,189		
						Indirect Cost			
						DOC. TOTAL	\$11,189		

**Justification:**

Carryover

Compliance with Sections 10-15-1 and 22-8-12, NMSA, 1978 Compilation:

A. The requested budget/changes were authorized at a scheduled Board of Education or Governance Council meeting open to the public on:

B. Justification for the transfer: Explanation such as "underbudgeted", "insufficient budget", or "needed to close out Project" ARE NOT ACCEPTABLE. Attach additional sheets if necessary.

ALL TRANSFER BARS MUST NET OUT TO ZERO ON THE DOC. TOTAL LINE.

Must submit backup for all BARs,  
except transfers of funds for SEG or  
direct grants

**STATE OF NEW MEXICO**  
**PUBLIC EDUCATION DEPARTMENT**  
300 Don Gaspar Santa Fe, NM 87501-2786  
**Budget Adjustment Request**

**Doc. ID:** 001-016-2122-0023-I  
**Fund Type:** General Fund / Capital  
Outlay / Debt Service

**Adjustment Type:** Increase

**Fiscal Year:** 2021-2022

**Entity Name:** Albuquerque Talent Development

**Adjustment Changes Intent/Scope of Program Yes or No?:** No

**Contact:** Whitney Galindo, Business Manager

**Total Approved Budget (Flowthrough):**

**Phone:** 505-803-6781

**Email:** whitneyg@atdacademy.org

**FLOWTHROUGH ONLY**

**Budget Period:** Jul 1 2021 12:00AM

**To:** Jun 30 2022 12:00AM

**A. Approved Carryover:**

**B. Total Current Year Allocation:**

**D. Total Funding Available:**

Revenue 11000.0000.43202 \$10,257

Fund	Function	Object	Program	Location	Job Class	Present Budget	Adj Amt Exp	Adj Budget	ADD'L FTE
11000 Operational	1000 Instruction	51300 Additional Compensation	1010 Regular Education (K- 12) Programs	001016 Albuquerque Talent Development	1411 Teachers- Grades 1-12	\$3,915	\$10,257	\$14,172	
Sub Total							\$10,257		
Indirect Cost									
DOC. TOTAL							\$10,257		

**Justification:**

1/4 of 3% Increase

Compliance with Sections 10-15-1 and 22-8-12, NMSA, 1978 Compilation:

A. The requested budget/changes were authorized at a scheduled Board of Education or Governance Council meeting open to the public on:

B. Justification for the transfer: Explanation such as "underbudgeted", "insufficient budget", or "needed to close out Project" ARE NOT ACCEPTABLE. Attach additional sheets if necessary.

ALL TRANSFER BARS MUST NET OUT TO ZERO ON THE DOC. TOTAL LINE.

Must submit backup for all BARs,  
except transfers of funds for SEG or  
direct grants

**STATE OF NEW MEXICO**  
**PUBLIC EDUCATION DEPARTMENT**  
300 Don Gaspar Santa Fe, NM 87501-2786  
**Budget Adjustment Request**

**Doc. ID:** 001-016-2122-0024-IB  
**Fund Type:** General Fund / Capital  
Outlay / Debt Service

**Adjustment Type:** Initial Budget

**Fiscal Year:** 2021-2022

**Entity Name:** Albuquerque Talent Development

**Adjustment Changes Intent/Scope of Program Yes or No?:** No

**Contact:** Whitney Galindo, Business Manager

**Total Approved Budget (Flowthrough):**

**Phone:** 505-803-6781

**Email:** whitneyg@atdacademy.org

**FLOWTHROUGH ONLY**

**Budget Period:** Jul 1 2021 12:00AM

**To:** Jun 30 2022 12:00AM

**A. Approved Carryover:**

**B. Total Current Year Allocation:**

**D. Total Funding Available:**

Revenue 23000.0000.41920 \$6,135

Fund	Function	Object	Program	Location	Job Class	Present Budget	Adj Amt Exp	Adj Budget	ADD'L FTE
23000 Non-Instructional Support	1000 Instruction	53711 Other Charges	9000 Co-Curricular and Extra-Curricular Activities	001016 Albuquerque Talent Development	0000 No Job Class		\$3,135	\$3,135	
23000 Non-Instructional Support	1000 Instruction	56118 General Supplies and Materials	9000 Co-Curricular and Extra-Curricular Activities	001016 Albuquerque Talent Development	0000 No Job Class		\$3,000	\$3,000	
						Sub Total	\$6,135		
						Indirect Cost			
						DOC. TOTAL	\$6,135		

**Justification:**

Budget Revenue To Date

Compliance with Sections 10-15-1 and 22-8-12, NMSA, 1978 Compilation:

A. The requested budget/changes were authorized at a scheduled Board of Education or Governance Council meeting open to the public on:

B. Justification for the transfer: Explanation such as "underbudgeted", "insufficient budget", or "needed to close out Project" ARE NOT ACCEPTABLE. Attach additional sheets if necessary.

ALL TRANSFER BARS MUST NET OUT TO ZERO ON THE DOC. TOTAL LINE.

# Albuquerque Talent Development Academy

## Bank Account Reconciliation Report (GL Reconciliation)

Accounting Cycle: FY2021-2022; Bank: NM Bank & Trust - ; Bank Account: 6186746 - Main Checking; Statement Date: 03/31/2022; Include Unposted Transactions: No; Created On: 5/2/2022 4:04:20 PM

	Bank Reconciliation	+	Outstanding	=	Expected GL	-	Actual GL	1	Difference
Beginning Balance	\$1,120,401.83	+	(\$3,799.78)	=	\$1,116,602.05	-	\$1,116,602.05	=	\$0.00
Deposits/Debits	\$187,013.33	+	\$0.00	=	\$187,013.33	-	\$187,013.33	=	\$0.00
Withdrawals/Credits	(\$185,447.96)	+	\$716.17	=	(\$184,731.79)	-	(\$184,731.79)	=	\$0.00
Sub Total	\$1,121,967.20		(\$3,083.61)		\$1,118,883.59		\$1,118,883.59		\$0.00

# Albuquerque Talent Development Academy

## Bank Account Reconciliation Report (GL Reconciliation)

Accounting Cycle: FY2021-2022; Bank: NM Bank & Trust - ; Bank Account: 6186746 - Main Checking; Statement Date: 04/30/2022; Include Unposted

Transactions: No; Created On: 5/17/2022 2:00:46 PM

	Bank Reconciliation	+	Outstanding	=	Expected GL	-	Actual GL	1	Difference
Beginning Balance	\$1,121,967.20	+	(\$5,664.89)	=	\$1,116,302.31	-	\$1,116,302.31	=	\$0.00
Deposits/Debits	\$169,861.46	+	\$0.00	=	\$169,861.46	-	\$171,482.36	=	(\$1,620.90)
Withdrawals/Credits	(\$195,992.96)	+	(\$1,573.08)	=	(\$197,566.04)	-	(\$199,186.94)	=	\$1,620.90
Sub Total	\$1,095,835.70		(\$7,237.97)		\$1,088,597.73		\$1,088,597.73		\$0.00

# Albuquerque Talent Development Academy

## Balance Sheet Report

Cycle: FY2021-2022; Fund Class: [All]; Fund Columns: [All Non-Zero Funds]; Account Expression: ([Fund] >= "11000") ; Balance Date: 04/30/2022; Detail: No; Created On: 5/17/2022 2:01 PM

Description	11000	14000	21000	23000	24101	24106
11012 - NM Bank & Trust	\$340,386.11	\$2,705.61	(\$123.33)	\$3,932.72	(\$20,554.67)	(\$20,944.68)
11031 - Cash on Hand	\$0.00	\$0.00	\$50.00	\$0.00	\$0.00	\$0.00
<b>Subtotal of Account Type: Asset</b>	<b>\$340,386.11</b>	<b>\$2,705.61</b>	<b>(\$73.33)</b>	<b>\$3,932.72</b>	<b>(\$20,554.67)</b>	<b>(\$20,944.68)</b>
<b>Subtotal of Account Group: Assets</b>	<b>\$340,386.11</b>	<b>\$2,705.61</b>	<b>(\$73.33)</b>	<b>\$3,932.72</b>	<b>(\$20,554.67)</b>	<b>(\$20,944.68)</b>
23124 - State Retirement System Contributions(Employee)	\$9,535.78	\$0.00	\$0.00	\$0.00	\$9.76	\$331.40
23125 - Health Insurance (Employee)	\$5,829.82	\$0.00	\$0.00	\$0.00	\$0.00	\$13.68
23126 - Unemployment Insurance	\$953.05	\$0.00	\$0.00	\$0.00	\$27.60	\$37.28
23127 - Workers' Compensation (Employee)	\$71.89	\$0.00	\$0.00	\$0.00	\$0.03	\$0.00
23134 - State Retirement System Contributions (Employer)	\$13,437.22	\$0.00	\$0.00	\$0.00	\$14.28	\$485.76
23135 - Health Insurance (Employer)	\$6,874.86	\$0.00	\$0.00	\$0.00	\$0.00	\$22.18
23137 - Workers' Compensation (Employer)	\$87.29	\$0.00	\$0.00	\$0.00	\$0.04	\$0.00
23142 - State Income Tax	\$1,514.58	\$0.00	\$0.00	\$0.00	\$1.76	\$121.18
<b>Subtotal of Account Type: Liability</b>	<b>\$38,304.49</b>	<b>\$0.00</b>	<b>\$0.00</b>	<b>\$0.00</b>	<b>\$53.47</b>	<b>\$1,011.48</b>
32300 - Unreserved Fund Balance	\$316,288.96	\$3,170.21	\$0.09	\$0.00	(\$17,196.76)	(\$35,479.12)
Net Increase/Decrease	(\$14,207.34)	(\$464.60)	(\$73.42)	\$3,932.72	(\$3,411.38)	\$13,522.96
<b>Subtotal of Account Type: Fund Balance/Retained Earnings</b>	<b>\$302,081.62</b>	<b>\$2,705.61</b>	<b>(\$73.33)</b>	<b>\$3,932.72</b>	<b>(\$20,608.14)</b>	<b>(\$21,956.16)</b>
<b>Subtotal of Account Group: Liabilities/Fund Balance</b>	<b>\$340,386.11</b>	<b>\$2,705.61</b>	<b>(\$73.33)</b>	<b>\$3,932.72</b>	<b>(\$20,554.67)</b>	<b>(\$20,944.68)</b>

00:04 PM

24153	24154	24190	24301	24308	24330	25205	27107	27109
(\$219.60)	(\$2,898.15)	\$0.00	(\$318.08)	(\$32,422.41)	(\$1,312.88)	(\$35,946.19)	(\$369.79)	\$2,503.24
\$0.00	\$0.00	\$0.00	\$0.00	\$0.00	\$0.00	\$0.00	\$0.00	\$0.00
<b>(\$219.60)</b>	<b>(\$2,898.15)</b>	<b>\$0.00</b>	<b>(\$318.08)</b>	<b>(\$32,422.41)</b>	<b>(\$1,312.88)</b>	<b>(\$35,946.19)</b>	<b>(\$369.79)</b>	<b>\$2,503.24</b>
<b>(\$219.60)</b>	<b>(\$2,898.15)</b>	<b>\$0.00</b>	<b>(\$318.08)</b>	<b>(\$32,422.41)</b>	<b>(\$1,312.88)</b>	<b>(\$35,946.19)</b>	<b>(\$369.79)</b>	<b>\$2,503.24</b>
\$0.00	\$29.26	\$0.00	\$0.00	\$501.44	\$18.58	\$1,234.60	\$0.00	\$0.00
\$0.00	\$0.00	\$0.00	\$0.00	\$2.50	\$0.00	\$1,064.32	\$0.00	\$0.00
\$0.00	\$3.12	\$0.00	\$0.00	\$56.56	\$2.08	\$118.98	\$0.00	\$0.00
\$0.00	\$0.11	\$0.00	\$0.00	\$2.00	\$0.07	\$5.90	\$0.00	\$0.00
\$0.00	\$42.88	\$0.00	\$0.00	\$735.00	\$27.24	\$1,809.72	\$0.00	\$0.00
\$0.00	\$0.00	\$0.00	\$0.00	\$6.40	\$0.00	\$1,594.41	\$0.00	\$0.00
\$0.00	\$0.11	\$0.00	\$0.00	\$2.30	\$0.08	\$6.78	\$0.00	\$0.00
\$0.00	\$5.70	\$0.00	\$0.00	\$137.68	\$4.02	\$280.20	\$0.00	\$0.00
<b>\$0.00</b>	<b>\$81.18</b>	<b>\$0.00</b>	<b>\$0.00</b>	<b>\$1,443.88</b>	<b>\$52.07</b>	<b>\$6,114.91</b>	<b>\$0.00</b>	<b>\$0.00</b>
(\$147.97)	(\$4,173.39)	(\$1,672.90)	(\$36,208.44)	\$0.00	\$0.00	(\$51,059.88)	(\$106.61)	\$2,503.24
(\$71.63)	\$1,194.06	\$1,672.90	\$35,890.36	(\$33,866.29)	(\$1,364.95)	\$8,998.78	(\$263.18)	\$0.00
<b>(\$219.60)</b>	<b>(\$2,979.33)</b>	<b>\$0.00</b>	<b>(\$318.08)</b>	<b>(\$33,866.29)</b>	<b>(\$1,364.95)</b>	<b>(\$42,061.10)</b>	<b>(\$369.79)</b>	<b>\$2,503.24</b>
<b>(\$219.60)</b>	<b>(\$2,898.15)</b>	<b>\$0.00</b>	<b>(\$318.08)</b>	<b>(\$32,422.41)</b>	<b>(\$1,312.88)</b>	<b>(\$35,946.19)</b>	<b>(\$369.79)</b>	<b>\$2,503.24</b>

27125	29102	31200	31600	31701	31703	90001	Total
\$0.50	\$19,860.25	(\$21,151.51)	\$611,754.37	\$235,470.22	\$8,296.00	(\$50.00)	\$1,088,597.73
\$0.00	\$0.00	\$0.00	\$0.00	\$0.00	\$0.00	\$50.00	\$100.00
<b>\$0.50</b>	<b>\$19,860.25</b>	<b>(\$21,151.51)</b>	<b>\$611,754.37</b>	<b>\$235,470.22</b>	<b>\$8,296.00</b>	<b>\$0.00</b>	<b>\$1,088,697.73</b>
<b>\$0.50</b>	<b>\$19,860.25</b>	<b>(\$21,151.51)</b>	<b>\$611,754.37</b>	<b>\$235,470.22</b>	<b>\$8,296.00</b>	<b>\$0.00</b>	<b>\$1,088,697.73</b>
\$0.00	\$0.00	\$0.00	\$0.00	\$0.00	\$0.00	\$0.00	\$11,660.82
\$0.00	\$0.00	\$0.00	\$0.00	\$0.00	\$0.00	\$0.00	\$6,910.32
\$0.00	\$0.00	\$0.00	\$0.00	\$0.00	\$0.00	\$0.00	\$1,198.67
\$0.00	\$0.00	\$0.00	\$0.00	\$0.00	\$0.00	\$0.00	\$80.00
\$0.00	\$0.00	\$0.00	\$0.00	\$0.00	\$0.00	\$0.00	\$16,552.10
\$0.00	\$0.00	\$0.00	\$0.00	\$0.00	\$0.00	\$0.00	\$8,497.85
\$0.00	\$0.00	\$0.00	\$0.00	\$0.00	\$0.00	\$0.00	\$96.60
\$0.00	\$0.00	\$0.00	\$0.00	\$0.00	\$0.00	\$0.00	\$2,065.12
<b>\$0.00</b>	<b>\$0.00</b>	<b>\$0.00</b>	<b>\$0.00</b>	<b>\$0.00</b>	<b>\$0.00</b>	<b>\$0.00</b>	<b>\$47,061.48</b>
\$0.50	\$0.00	(\$28,397.01)	\$550,118.03	\$217,496.97	\$4,096.00	\$0.00	\$919,231.92
\$0.00	\$19,860.25	\$7,245.50	\$61,636.34	\$17,973.25	\$4,200.00	\$0.00	\$122,404.33
<b>\$0.50</b>	<b>\$19,860.25</b>	<b>(\$21,151.51)</b>	<b>\$611,754.37</b>	<b>\$235,470.22</b>	<b>\$8,296.00</b>	<b>\$0.00</b>	<b>\$1,041,636.25</b>
<b>\$0.50</b>	<b>\$19,860.25</b>	<b>(\$21,151.51)</b>	<b>\$611,754.37</b>	<b>\$235,470.22</b>	<b>\$8,296.00</b>	<b>\$0.00</b>	<b>\$1,088,697.73</b>



# Albuquerque Talent Development Academy

## Account Summary Report

Cycle: FY2021-2022; Begin Date: 07/01/2021; End Date: 06/30/2022; Account Type: Revenue; Subtotal Elements: Fund; Account Expression: ([Fund] >= "11000") ; Subtotal By Account Type: No; Include Unposted Transactions: No; Created On: 5/17/2022 1:58:41 PM

Account Code	Description	Actual (Date Range)	Budget (YTD)	Actual (YTD)	Encumbrance (YTD)	Available (YTD)	% of Budget
11000-0000-41702-0000-001016-0000	Fees - Educational	(\$1,381.99)	(\$2,000.00)	(\$1,381.99)	\$0.00	(\$618.01)	69.09
11000-0000-41920-0000-001016-0000	Contributions and Donations From Private Sources	(\$1,575.00)	\$0.00	(\$1,575.00)	\$0.00	\$1,575.00	0.00
11000-0000-43101-0000-001016-0000	State Equalization Guarantee	(\$1,377,211.98)	(\$1,655,694.00)	(\$1,377,211.98)	\$0.00	(\$278,482.02)	83.18
11000-0000-43202-0000-001016-0000	State Flow-through Grant	(\$20,629.55)	(\$10,373.00)	(\$20,629.55)	\$0.00	\$10,256.55	198.87
Subtotal of Element: [Fund] 11000 - Operational		(\$1,400,798.52)	(\$1,668,067.00)	(\$1,400,798.52)	\$0.00	(\$267,268.48)	83.98
23000-0000-41920-0000-001016-0000	Contributions and Donations From Private Sources	(\$6,134.52)	\$0.00	(\$6,134.52)	\$0.00	\$6,134.52	0.00
Subtotal of Element: [Fund] 23000 - Non-Instructional Support		(\$6,134.52)	\$0.00	(\$6,134.52)	\$0.00	\$6,134.52	0.00
24101-0000-41924-0000-001016-0000	Flowthrough Grants from District	(\$25,503.04)	(\$117,703.00)	(\$25,503.04)	\$0.00	(\$92,199.96)	21.66
Subtotal of Element: [Fund] 24101 - Title I - IASA		(\$25,503.04)	(\$117,703.00)	(\$25,503.04)	\$0.00	(\$92,199.96)	21.67
24106-0000-41924-0000-001016-0000	Flowthrough Grants from District	(\$47,420.49)	(\$46,030.00)	(\$47,420.49)	\$0.00	\$1,390.49	103.02
Subtotal of Element: [Fund] 24106 - Entitlement IDEA-B		(\$47,420.49)	(\$46,030.00)	(\$47,420.49)	\$0.00	\$1,390.49	103.02
24153-0000-41924-0000-001016-0000	Flowthrough Grants from District	(\$147.97)	(\$875.00)	(\$147.97)	\$0.00	(\$727.03)	16.91
Subtotal of Element: [Fund] 24153 - English Language Acquisition		(\$147.97)	(\$875.00)	(\$147.97)	\$0.00	(\$727.03)	16.91
24154-0000-41924-0000-001016-0000	Flowthrough Grants from District	(\$5,225.56)	(\$5,114.00)	(\$5,225.56)	\$0.00	\$111.56	102.18
Subtotal of Element: [Fund] 24154 - Teacher/Principial Training & Recruiting		(\$5,225.56)	(\$5,114.00)	(\$5,225.56)	\$0.00	\$111.56	102.18
24190-0000-41924-0000-001016-0000	Flowthrough Grants from District	(\$1,672.90)	\$0.00	(\$1,672.90)	\$0.00	\$1,672.90	0.00
Subtotal of Element: [Fund] 24190 - CSI		(\$1,672.90)	\$0.00	(\$1,672.90)	\$0.00	\$1,672.90	0.00
24301-0000-41924-0000-001016-0000	Flowthrough Grants from District	(\$36,024.68)	\$0.00	(\$36,024.68)	\$0.00	\$36,024.68	0.00
Subtotal of Element: [Fund] 24301 - CARES Act		(\$36,024.68)	\$0.00	(\$36,024.68)	\$0.00	\$36,024.68	0.00
24308-0000-41924-0000-001016-0000	Flowthrough Grants from District	(\$98,929.09)	(\$174,748.00)	(\$98,929.09)	\$0.00	(\$75,818.91)	56.61
Subtotal of Element: [Fund] 24308 - ESSER II CRRSA		(\$98,929.09)	(\$174,748.00)	(\$98,929.09)	\$0.00	(\$75,818.91)	56.61
24316-0000-41924-0000-001016-0000	Flowthrough Grants from District	\$0.00	(\$2,632.00)	\$0.00	\$0.00	(\$2,632.00)	0.00
Subtotal of Element: [Fund] 24316 - USDE CRRSA ESSER II		\$0.00	(\$2,632.00)	\$0.00	\$0.00	(\$2,632.00)	0.00
24330-0000-41924-0000-001016-0000	Flowthrough Grants from District	\$0.00	(\$312,783.00)	\$0.00	\$0.00	(\$312,783.00)	0.00
Subtotal of Element: [Fund] 24330 - ESSER III - ARPA		\$0.00	(\$312,783.00)	\$0.00	\$0.00	(\$312,783.00)	0.00
25205-0000-43203-0000-001016-0000	State Direct Grants	(\$151,732.40)	(\$225,233.00)	(\$151,732.40)	\$0.00	(\$73,500.60)	67.36
Subtotal of Element: [Fund] 25205 - GEAR UP		(\$151,732.40)	(\$225,233.00)	(\$151,732.40)	\$0.00	(\$73,500.60)	67.37
27107-0000-43202-0000-001016-0000	State Flow-through Grant	\$0.00	(\$2,507.00)	\$0.00	\$0.00	(\$2,507.00)	0.00
27107-0000-43204-0000-001016-0000	Prior Year Balances	\$0.00	(\$1,547.00)	\$0.00	\$0.00	(\$1,547.00)	0.00
Subtotal of Element: [Fund] 27107 - Literacy For Children @ Risk PED		\$0.00	(\$4,054.00)	\$0.00	\$0.00	(\$4,054.00)	0.00
29102-0000-41920-0000-001016-0000	Contributions and Donations From Private Sources	(\$21,999.00)	\$0.00	(\$21,999.00)	\$0.00	\$21,999.00	0.00
Subtotal of Element: [Fund] 29102 - Private Dir Grants (Categorical)		(\$21,999.00)	\$0.00	(\$21,999.00)	\$0.00	\$21,999.00	0.00
31200-0000-43209-0000-001016-0000	PSCOC Awards	(\$70,701.50)	(\$84,609.00)	(\$70,701.50)	\$0.00	(\$13,907.50)	83.56
Subtotal of Element: [Fund] 31200 - Public School Capital Outlay		(\$70,701.50)	(\$84,609.00)	(\$70,701.50)	\$0.00	(\$13,907.50)	83.56
31600-0000-41110-0000-001016-0000	Ad Valorem Taxes - School District	(\$61,636.34)	(\$92,340.00)	(\$61,636.34)	\$0.00	(\$30,703.66)	66.74
Subtotal of Element: [Fund] 31600 - Capital Improvements SB-9 Local		(\$61,636.34)	(\$92,340.00)	(\$61,636.34)	\$0.00	(\$30,703.66)	66.75
31701-0000-41110-0000-001016-0000	Revenue	(\$31,618.83)	(\$46,763.00)	(\$31,618.83)	\$0.00	(\$15,144.17)	67.61
Subtotal of Element: [Fund] 31701 - Capital Improvements SB-9 Local		(\$31,618.83)	(\$46,763.00)	(\$31,618.83)	\$0.00	(\$15,144.17)	67.62
31703-0000-43202-0000-001016-0000	State Flow-through Grant	(\$4,200.00)	(\$4,200.00)	(\$4,200.00)	\$0.00	\$0.00	100.00
Subtotal of Element: [Fund] 31703 - SB-9 State Match		(\$4,200.00)	(\$4,200.00)	(\$4,200.00)	\$0.00	\$0.00	100.00
Grand Total		(\$1,963,744.84)	(\$2,785,151.00)	(\$1,963,744.84)	\$0.00	(\$821,406.16)	70.51

# Albuquerque Talent Development Academy

## Account Summary Report

Cycle: FY2021-2022; Begin Date: 07/01/2021; End Date: 06/30/2022; Account Type: Expenditure; Subtotal Elements: Fund; Account Expression: ([Fund] >= "11000") ; Subtotal By Account Type: No; Include Unposted Transactions: No; Created On: 5/17/2022 1:57:04 PM

Account Code	Description	Actual (Date Range)	Budget (YTD)	Actual (YTD)	Encumbrance (YTD)	Available (YTD)	% of Budget
11000-1000-51100-0000-001016-1611	Instruction-Salaries Expense	\$2,384.24	\$5,278.00	\$2,384.24	\$0.00	\$2,893.76	45.17
11000-1000-51100-1010-001016-1411	Instruction-Salaries Expense	\$341,827.29	\$410,048.00	\$341,827.29	\$89,954.33	(\$21,733.62)	83.36
11000-1000-51100-1010-001016-1711	Instruction-Salaries Expense	\$22,534.00	\$28,464.00	\$22,534.00	\$5,930.01	(\$0.01)	79.16
11000-1000-51100-2000-001016-1412	Instruction-Salaries Expense	\$50,328.91	\$33,989.00	\$50,328.91	\$13,244.59	(\$29,584.50)	148.07
11000-1000-51100-4025-001016-1412	Instruction-Salaries Expense	\$0.00	\$42,483.00	\$0.00	\$0.00	\$42,483.00	0.00
11000-1000-51100-4040-001016-1411	Instruction-Salaries Expense	\$446.64	\$0.00	\$446.64	\$279.19	(\$725.83)	0.00
11000-1000-51300-1010-001016-1411	Instruction-Additional Compensation	\$8,398.92	\$3,915.00	\$8,398.92	\$1,958.32	(\$6,442.24)	214.53
11000-1000-51300-4025-001016-1412	Instruction-Additional Compensation	\$1,583.27	\$0.00	\$1,583.27	\$416.73	(\$2,000.00)	0.00
11000-1000-51300-9000-001016-1618	Instruction-Additional Compensation	\$3,791.73	\$5,545.00	\$3,791.73	\$208.27	\$1,545.00	68.38
11000-1000-51300-9000-001016-1624	Instruction-Additional Compensation	\$0.00	\$1,010.00	\$0.00	\$0.00	\$1,010.00	0.00
11000-1000-52111-0000-001016-0000	Instruction-Educational Retirement	\$65,489.85	\$85,207.00	\$65,489.85	\$16,963.54	\$2,753.61	76.85
11000-1000-52111-4040-001016-0000	Instruction-Educational Retirement	\$0.00	\$10,373.00	\$0.00	\$0.00	\$10,373.00	0.00
11000-1000-52112-0000-001016-0000	Instruction-ERA - Retiree Health	\$8,625.84	\$10,509.00	\$8,625.84	\$2,239.30	(\$356.14)	82.08
11000-1000-52210-0000-001016-0000	Instruction-FICA Payments	\$25,435.74	\$32,905.00	\$25,435.74	\$5,861.62	\$1,607.64	77.30
11000-1000-52220-0000-001016-0000	Instruction-Medicare Payments	\$5,948.92	\$7,695.00	\$5,948.92	\$1,370.96	\$375.12	77.30
11000-1000-52311-0000-001016-0000	Instruction-Health and Medical Premiums	\$29,306.50	\$31,475.00	\$29,306.50	\$7,348.49	(\$5,179.99)	93.11
11000-1000-52312-0000-001016-0000	Instruction-Life	\$235.14	\$348.00	\$235.14	\$56.23	\$56.63	67.56
11000-1000-52313-0000-001016-0000	Instruction-Dental	\$1,907.60	\$2,776.00	\$1,907.60	\$482.35	\$386.05	68.71
11000-1000-52314-0000-001016-0000	Instruction-Vision	\$286.94	\$444.00	\$286.94	\$53.51	\$103.55	64.62
11000-1000-52315-0000-001016-0000	Instruction-Disability	\$557.86	\$23.00	\$557.86	\$126.02	(\$660.88)	2,425.47
11000-1000-52500-0000-001016-0000	Instruction-Unemployment Compensation	\$828.53	\$984.00	\$828.53	\$313.08	(\$157.61)	84.20
11000-1000-52710-0000-001016-0000	Instruction-Workers Compensation Premium	\$8,278.76	\$8,393.00	\$8,278.76	\$0.00	\$114.24	98.63
11000-1000-52720-0000-001016-0000	Instruction-Workers Compensation Employer's Fee	\$118.64	\$120.00	\$118.64	\$13.70	(\$12.34)	98.86
11000-1000-53711-1010-001016-0000	Instruction-Other Charges	\$452.24	\$0.00	\$452.24	\$0.00	(\$452.24)	0.00
11000-1000-53711-9000-001016-0000	Instruction-Other Charges	\$45.00	\$0.00	\$45.00	\$0.00	(\$45.00)	0.00
11000-1000-55817-1010-001016-0000	Instruction-Student Travel	\$850.00	\$0.00	\$850.00	\$0.00	(\$850.00)	0.00
11000-1000-55915-1010-001016-0000	Instruction-Other Contract Services	\$0.00	\$5,000.00	\$0.00	\$0.00	\$5,000.00	0.00
11000-1000-55915-9000-001016-0000	Instruction-Other Contract Services	\$1,575.00	\$4,775.00	\$1,575.00	\$0.00	\$3,200.00	32.98
11000-1000-56112-1010-001016-0000	Instruction-Other Textbooks	\$261.07	\$0.00	\$261.07	\$0.00	(\$261.07)	0.00
11000-1000-56113-1010-001016-0000	Instruction-Software	\$59.34	\$0.00	\$59.34	\$0.00	(\$59.34)	0.00
11000-1000-56118-1010-001016-0000	Instruction-General Supplies and Materials	\$3,974.66	\$10,000.00	\$3,974.66	\$981.56	\$5,043.78	39.74
11000-1000-56118-9000-001016-0000	Instruction-General Supplies and Materials	\$527.79	\$1,000.00	\$527.79	\$1,012.20	(\$539.99)	52.77
11000-1000-57332-1010-001016-0000	Instruction-Supply Assets (\$5,000 or Less)	\$285.98	\$1,000.00	\$285.98	\$561.00	\$153.02	28.59
11000-2100-51100-0000-001016-1214	Support Services-Students-Salaries Expense	\$53,077.07	\$0.00	\$53,077.07	\$13,967.74	(\$67,044.81)	0.00
11000-2100-51100-4025-001016-1214	Support Services-Students-Salaries Expense	\$0.00	\$67,044.00	\$0.00	\$0.00	\$67,044.00	0.00
11000-2100-51300-0000-001016-1214	Support Services-Students-Additional Compensation	\$158.27	\$200.00	\$158.27	\$41.73	\$0.00	79.13
11000-2100-51300-4025-001016-1211	Support Services-Students-Additional Compensation	\$0.00	\$10,526.00	\$0.00	\$0.00	\$10,526.00	0.00
11000-2100-52111-0000-001016-0000	Support Services-Students-Educational Retirement	\$8,065.12	\$11,004.00	\$8,065.12	\$2,122.49	\$816.39	73.29
11000-2100-52112-0000-001016-0000	Support Services-Students-ERA - Retiree Health	\$1,064.76	\$1,555.00	\$1,064.76	\$280.15	\$210.09	68.47
11000-2100-52210-0000-001016-0000	Support Services-Students-FICA Payments	\$3,300.68	\$4,821.00	\$3,300.68	\$0.00	\$1,520.32	68.46
11000-2100-52220-0000-001016-0000	Support Services-Students-Medicare Payments	\$771.97	\$1,127.00	\$771.97	\$0.00	\$355.03	68.49
11000-2100-52312-0000-001016-0000	Support Services-Students-Life	\$23.76	\$58.00	\$23.76	\$5.28	\$28.96	40.96
11000-2100-52500-0000-001016-0000	Support Services-Students-Unemployment Compensation	\$83.25	\$164.00	\$83.25	\$11.45	\$69.30	50.76
11000-2100-52710-0000-001016-0000	Support Services-Students-Workers Compensation Premium	\$1,059.72	\$1,231.00	\$1,059.72	\$0.00	\$171.28	86.08
11000-2100-52720-0000-001016-0000	Support Services-Students-Workers Compensation Employer's Fee	\$6.90	\$20.00	\$6.90	\$2.30	\$10.80	34.50
11000-2100-53211-2000-001016-0000	Support Services-Students-Diagnosticians - Contracted	\$60.68	\$0.00	\$60.68	\$0.00	(\$60.68)	0.00

11000-2100-53212-2000-001016-0000	Support Services-Students-Speech Therapists - Contracted	\$11,640.57	\$0.00	\$11,640.57	\$10,285.00	(\$21,925.57)	0.00
11000-2100-53212-4025-001016-0000	Support Services-Students-Speech Therapists - Contracted	\$0.00	\$20,000.00	\$0.00	\$0.00	\$20,000.00	0.00
11000-2100-53213-2000-001016-0000	Support Services-Students-Occupational Therapists - Contracted	\$0.00	\$0.00	\$0.00	\$500.00	(\$500.00)	0.00
11000-2100-53218-2000-001016-0000	Support Services-Students-Specialists - Contracted	\$7,409.25	\$0.00	\$7,409.25	\$9,926.87	(\$17,336.12)	0.00
11000-2100-53330-0000-001016-0000	Support Services-Students-Professional Development	\$450.00	\$100.00	\$450.00	\$0.00	(\$350.00)	450.00
11000-2100-53414-0000-001016-0000	Support Services-Students-Other Professional/Technical Services	\$1,159.68	\$0.00	\$1,159.68	\$3,840.32	(\$5,000.00)	0.00
11000-2100-53414-4025-001016-0000	Support Services-Students-Other Professional/Technical Services	\$0.00	\$5,000.00	\$0.00	\$0.00	\$5,000.00	0.00
11000-2100-53711-0000-001016-0000	Support Services-Students-Other Charges	\$19.99	\$124,927.00	\$19.99	\$34.00	\$124,873.01	0.01
11000-2100-56118-4025-001016-0000	Support Services-Students-General Supplies and Materials	\$0.00	\$3,000.00	\$0.00	\$0.00	\$3,000.00	0.00
11000-2100-57332-0000-001016-0000	Support Services-Students-Supply Assets (\$5,000 or Less)	\$1,448.25	\$0.00	\$1,448.25	\$0.00	(\$1,448.25)	0.00
11000-2200-51100-0000-001016-1212	Support Services-Instruction-Salaries Expense	\$9,667.58	\$12,211.00	\$9,667.58	\$2,544.10	(\$0.68)	79.17
11000-2200-52210-0000-001016-0000	Support Services-Instruction-FICA Payments	\$599.45	\$757.00	\$599.45	\$151.50	\$6.05	79.18
11000-2200-52220-0000-001016-0000	Support Services-Instruction-Medicare Payments	\$140.22	\$177.00	\$140.22	\$35.41	\$1.37	79.22
11000-2200-52312-0000-001016-0000	Support Services-Instruction-Life	\$0.00	\$29.00	\$0.00	\$0.00	\$29.00	0.00
11000-2200-52500-0000-001016-0000	Support Services-Instruction-Unemployment Compensation	\$31.92	\$82.00	\$31.92	\$8.40	\$41.68	38.92
11000-2200-52710-0000-001016-0000	Support Services-Instruction-Workers Compensation Premium	\$193.02	\$193.00	\$193.02	\$0.00	(\$0.02)	100.01
11000-2200-52720-0000-001016-0000	Support Services-Instruction-Workers Compensation Employer's Fee	\$6.90	\$10.00	\$6.90	\$2.21	\$0.89	69.00
11000-2200-56118-0000-001016-0000	Support Services-Instruction-General Supplies and Materials	\$2,469.24	\$9,291.00	\$2,469.24	\$360.72	\$6,461.04	26.57
11000-2300-51100-0000-001016-1111	Support Services-General Administration-Salaries Expense	\$83,640.00	\$110,000.00	\$83,640.00	\$16,728.00	\$9,632.00	76.03
11000-2300-52111-0000-001016-0000	Support Services-General Administration-Educational Retirement	\$12,629.58	\$15,565.00	\$12,629.58	\$2,534.28	\$401.14	81.14
11000-2300-52112-0000-001016-0000	Support Services-General Administration-ERA - Retiree Health	\$1,672.80	\$2,200.00	\$1,672.80	\$334.56	\$192.64	76.03
11000-2300-52210-0000-001016-0000	Support Services-General Administration-FICA Payments	\$4,811.31	\$6,820.00	\$4,811.31	\$961.92	\$1,046.77	70.54
11000-2300-52220-0000-001016-0000	Support Services-General Administration-Medicare Payments	\$1,125.19	\$1,595.00	\$1,125.19	\$224.96	\$244.85	70.54
11000-2300-52311-0000-001016-0000	Support Services-General Administration-Health and Medical Premiums	\$7,812.25	\$9,423.00	\$7,812.25	\$1,963.30	(\$352.55)	82.90
11000-2300-52312-0000-001016-0000	Support Services-General Administration-Life	\$26.40	\$29.00	\$26.40	\$6.60	(\$4.00)	91.03
11000-2300-52313-0000-001016-0000	Support Services-General Administration-Dental	\$513.20	\$411.00	\$513.20	\$128.30	(\$230.50)	124.86
11000-2300-52314-0000-001016-0000	Support Services-General Administration-Vision	\$84.80	\$75.00	\$84.80	\$21.20	(\$31.00)	113.06
11000-2300-52500-0000-001016-0000	Support Services-General Administration-Unemployment Compensation	\$94.71	\$82.00	\$94.71	\$0.00	(\$12.71)	115.50
11000-2300-52710-0000-001016-0000	Support Services-General Administration-Workers Compensation Premium	\$1,586.44	\$1,738.00	\$1,586.44	\$0.00	\$151.56	91.27
11000-2300-52720-0000-001016-0000	Support Services-General Administration-Workers Compensation Employer's Fee	\$6.90	\$10.00	\$6.90	\$2.30	\$0.80	69.00
11000-2300-53411-0000-001016-0000	Support Services-General Administration-Auditing	\$19,822.02	\$15,000.00	\$19,822.02	\$0.00	(\$4,822.02)	132.14
11000-2300-53413-0000-001016-0000	Support Services-General Administration-Legal	\$14,152.98	\$5,000.00	\$14,152.98	\$847.02	(\$10,000.00)	283.05
11000-2300-53711-0000-001016-0000	Support Services-General Administration-Other Charges	\$1,525.00	\$1,200.00	\$1,525.00	\$0.00	(\$325.00)	127.08
11000-2300-55400-0000-001016-0000	Support Services-General Administration-Advertising	\$3,575.36	\$8,660.00	\$3,575.36	\$110.00	\$4,974.64	41.28
11000-2300-55812-0000-001016-0000	Support Services-General Administration-Board Training	\$0.00	\$2,500.00	\$0.00	\$0.00	\$2,500.00	0.00
11000-2400-51100-0000-001016-1112	Support Services-School Administration-Salaries Expense	\$64,062.60	\$76,125.00	\$64,062.60	\$12,812.40	(\$750.00)	84.15
11000-2400-51100-0000-001016-1217	Support Services-School Administration-Salaries Expense	\$42,136.00	\$50,563.00	\$42,136.00	\$8,427.24	(\$0.24)	83.33
11000-2400-52111-0000-001016-0000	Support Services-School Administration-Educational Retirement	\$17,464.38	\$17,926.00	\$17,464.38	\$3,217.87	(\$2,756.25)	97.42
11000-2400-52112-0000-001016-0000	Support Services-School Administration-ERA - Retiree Health	\$2,312.58	\$2,533.00	\$2,312.58	\$424.78	(\$204.36)	91.29
11000-2400-52210-0000-001016-0000	Support Services-School Administration-FICA Payments	\$6,355.30	\$7,854.00	\$6,355.30	\$1,152.99	\$345.71	80.91
11000-2400-52220-0000-001016-0000	Support Services-School Administration-Medicare Payments	\$1,486.26	\$1,836.00	\$1,486.26	\$269.63	\$80.11	80.95
11000-2400-52311-0000-001016-0000	Support Services-School Administration-Health and Medical Premiums	\$18,746.02	\$22,994.00	\$18,746.02	\$3,776.12	\$471.86	81.52

11000-2400-52312-0000-001016-0000	Support Services-School Administration-Life	\$52.80	\$58.00	\$52.80	\$10.56	(\$5.36)	91.03
11000-2400-52313-0000-001016-0000	Support Services-School Administration-Dental	\$769.80	\$970.00	\$769.80	\$153.96	\$46.24	79.36
11000-2400-52314-0000-001016-0000	Support Services-School Administration-Vision	\$169.60	\$4,203.00	\$169.60	\$33.92	\$3,999.48	4.03
11000-2400-52315-0000-001016-0000	Support Services-School Administration-Disability	\$220.57	\$0.00	\$220.57	\$44.60	(\$265.17)	0.00
11000-2400-52500-0000-001016-0000	Support Services-School Administration- Unemployment Compensation	\$184.98	\$164.00	\$184.98	\$30.36	(\$51.34)	112.79
11000-2400-52710-0000-001016-0000	Support Services-School Administration-Workers Compensation Premium	\$2,611.00	\$2,002.00	\$2,611.00	\$0.00	(\$609.00)	130.41
11000-2400-52720-0000-001016-0000	Support Services-School Administration-Workers Compensation Employer's Fee	\$13.80	\$20.00	\$13.80	\$4.60	\$1.60	69.00
11000-2400-53330-0000-001016-0000	Support Services-School Administration-Professional Development	\$300.00	\$1,250.00	\$300.00	\$450.00	\$500.00	24.00
11000-2400-53414-0000-001016-0000	Support Services-School Administration-Other Professional/Technical Services	\$3,923.28	\$0.00	\$3,923.28	\$0.00	(\$3,923.28)	0.00
11000-2400-53711-0000-001016-0000	Support Services-School Administration-Other Charges	\$3,481.41	\$4,500.00	\$3,481.41	\$2,715.95	(\$1,697.36)	77.36
11000-2400-54610-0000-001016-0000	Support Services-School Administration-Renting Land and Buildings	\$0.00	\$1,750.00	\$0.00	\$0.00	\$1,750.00	0.00
11000-2400-55915-0000-001016-0000	Support Services-School Administration-Other Contract Services	\$576.65	\$1,700.00	\$576.65	\$1,146.10	(\$22.75)	33.92
11000-2400-56118-0000-001016-0000	Support Services-School Administration-General Supplies and Materials	\$1,884.42	\$4,500.00	\$1,884.42	\$1,917.11	\$698.47	41.87
11000-2400-57332-0000-001016-0000	Support Services-School Administration-Supply Assets (\$5,000 or Less)	\$76.13	\$0.00	\$76.13	\$0.00	(\$76.13)	0.00
11000-2500-51100-0000-001016-1114	Central Services-Salaries Expense	\$29,857.74	\$37,750.00	\$29,857.74	\$6,285.88	\$1,606.38	79.09
11000-2500-51100-0000-001016-1115	Central Services-Salaries Expense	\$43,900.80	\$78,629.00	\$43,900.80	\$8,780.20	\$25,948.00	55.83
11000-2500-51300-0000-001016-1217	Central Services-Additional Compensation	\$500.00	\$500.00	\$500.00	\$0.00	\$0.00	100.00
11000-2500-52111-0000-001016-0000	Central Services-Educational Retirement	\$9,724.09	\$16,467.00	\$9,724.09	\$2,282.46	\$4,460.45	59.05
11000-2500-52112-0000-001016-0000	Central Services-ERA - Retiree Health	\$1,286.59	\$2,327.00	\$1,286.59	\$301.31	\$739.10	55.28
11000-2500-52210-0000-001016-0000	Central Services-FICA Payments	\$3,720.73	\$7,246.00	\$3,720.73	\$395.93	\$3,129.34	51.34
11000-2500-52220-0000-001016-0000	Central Services-Medicare Payments	\$870.20	\$1,694.00	\$870.20	\$92.63	\$731.17	51.36
11000-2500-52311-0000-001016-0000	Central Services-Health and Medical Premiums	\$5,566.90	\$6,732.00	\$5,566.90	\$1,570.64	(\$405.54)	82.69
11000-2500-52312-0000-001016-0000	Central Services-Life	\$42.71	\$58.00	\$42.71	\$3.96	\$11.33	73.63
11000-2500-52313-0000-001016-0000	Central Services-Dental	\$359.48	\$432.00	\$359.48	\$102.64	(\$30.12)	83.21
11000-2500-52314-0000-001016-0000	Central Services-Vision	\$63.59	\$90.00	\$63.59	\$16.96	\$9.45	70.65
11000-2500-52500-0000-001016-0000	Central Services-Unemployment Compensation	\$124.64	\$164.00	\$124.64	\$44.76	(\$5.40)	76.00
11000-2500-52710-0000-001016-0000	Central Services-Workers Compensation Premium	\$832.69	\$1,848.00	\$832.69	\$0.00	\$1,015.31	45.05
11000-2500-52720-0000-001016-0000	Central Services-Workers Compensation Employer's Fee	\$6.90	\$20.00	\$6.90	\$2.39	\$10.71	34.50
11000-2500-53330-0000-001016-0000	Central Services-Professional Development	\$590.00	\$750.00	\$590.00	\$0.00	\$160.00	78.66
11000-2500-53414-0000-001016-0000	Central Services-Other Professional/Technical Services	\$25,521.41	\$31,000.00	\$25,521.41	\$4,983.82	\$494.77	82.32
11000-2500-53711-0000-001016-0000	Central Services-Other Charges	\$865.93	\$925.00	\$865.93	\$0.00	\$59.07	93.61
11000-2500-54630-0000-001016-0000	Central Services-Rentals - Computers and Related Equipment	\$1,853.38	\$2,250.00	\$1,853.38	\$610.00	(\$213.38)	82.37
11000-2500-55813-0000-001016-0000	Central Services-Employee Travel - Non-Teachers	\$130.30	\$400.00	\$130.30	\$0.00	\$269.70	32.57
11000-2500-55915-0000-001016-0000	Central Services-Other Contract Services	\$6,855.55	\$4,870.00	\$6,855.55	\$200.00	(\$2,185.55)	140.77
11000-2500-56113-0000-001016-0000	Central Services-Software	\$12,204.87	\$14,000.00	\$12,204.87	\$0.00	\$1,795.13	87.17
11000-2500-56118-0000-001016-0000	Central Services-General Supplies and Materials	\$2,598.15	\$0.00	\$2,598.15	\$1,108.99	(\$3,707.14)	0.00
11000-2600-51100-0000-001016-1615	Operation & Maintenance of Plant-Salaries Expense	\$8,335.00	\$10,400.00	\$8,335.00	\$1,885.71	\$179.29	80.14
11000-2600-52111-0000-001016-0000	Operation & Maintenance of Plant-Educational Retirement	\$1,241.55	\$1,471.00	\$1,241.55	\$452.01	(\$222.56)	84.40
11000-2600-52112-0000-001016-0000	Operation & Maintenance of Plant-ERA - Retiree Health	\$163.90	\$208.00	\$163.90	\$59.66	(\$15.56)	78.79
11000-2600-52210-0000-001016-0000	Operation & Maintenance of Plant-FICA Payments	\$516.77	\$644.00	\$516.77	\$184.99	(\$57.76)	80.24
11000-2600-52220-0000-001016-0000	Operation & Maintenance of Plant-Medicare Payments	\$120.86	\$150.00	\$120.86	\$43.26	(\$14.12)	80.57
11000-2600-52500-0000-001016-0000	Operation & Maintenance of Plant-Unemployment Compensation	\$27.51	\$82.00	\$27.51	\$9.83	\$44.66	33.54
11000-2600-52710-0000-001016-0000	Operation & Maintenance of Plant-Workers Compensation Premium	\$164.38	\$0.00	\$164.38	\$0.00	(\$164.38)	0.00
11000-2600-52720-0000-001016-0000	Operation & Maintenance of Plant-Workers Compensation Employer's Fee	\$20.16	\$10.00	\$20.16	\$7.52	(\$17.68)	201.60
11000-2600-54311-0000-001016-0000	Operation & Maintenance of Plant-Maintenance & Repair Furniture/Fixtures/Equipment	\$27.32	\$2,750.00	\$27.32	\$2,750.00	(\$27.32)	0.99
11000-2600-54312-0000-001016-0000	Operation & Maintenance of Plant-Maintenance & Repair - Buildings And Grounds	\$520.50	\$50,700.00	\$520.50	\$0.00	\$50,179.50	1.02
11000-2600-54411-0000-001016-0000	Operation & Maintenance of Plant-Electricity	\$27,201.83	\$38,000.00	\$27,201.83	\$10,798.17	\$0.00	71.58

11000-2600-54415-0000-001016-0000	Operation & Maintenance of Plant-Water/Sewage	\$7,100.81	\$9,750.00	\$7,100.81	\$2,649.19	\$0.00	72.82
11000-2600-54416-0000-001016-0000	Operation & Maintenance of Plant-Communication Services	\$10,154.69	\$4,182.00	\$10,154.69	\$1,936.00	(\$7,908.69)	242.81
11000-2600-54610-0000-001016-0000	Operation & Maintenance of Plant-Renting Land and Buildings	\$171,316.62	\$154,000.00	\$171,316.62	\$11,728.42	(\$29,045.04)	111.24
11000-2600-54620-0000-001016-0000	Operation & Maintenance of Plant-Rental - Equipment and Vehicles	\$2,610.63	\$2,900.00	\$2,610.63	\$240.00	\$49.37	90.02
11000-2600-55200-0000-001016-0000	Operation & Maintenance of Plant-Property/Liability Insurance	\$18,644.00	\$23,460.00	\$18,644.00	\$0.00	\$4,816.00	79.47
11000-2600-55915-0000-001016-0000	Operation & Maintenance of Plant-Other Contract Services	\$66,629.26	\$60,000.00	\$66,629.26	\$9,345.95	(\$15,975.21)	111.04
11000-2600-56118-0000-001016-0000	Operation & Maintenance of Plant-General Supplies and Materials	\$3,392.00	\$3,800.00	\$3,392.00	\$2,193.43	(\$1,785.43)	89.26
11000-2600-57332-0000-001016-0000	Operation & Maintenance of Plant-Supply Assets (\$5,000 or Less)	\$947.09	\$0.00	\$947.09	\$1,008.07	(\$1,955.16)	0.00
11000-3100-51100-0000-001016-1617	Food Services Operations-Salaries Expense	\$7,633.25	\$12,600.00	\$7,633.25	\$2,751.42	\$2,215.33	60.58
11000-3100-52111-0000-001016-0000	Food Services Operations-Educational Retirement	\$1,152.67	\$1,358.00	\$1,152.67	\$659.57	(\$454.24)	84.87
11000-3100-52112-0000-001016-0000	Food Services Operations-ERA - Retiree Health	\$152.69	\$192.00	\$152.69	\$87.05	(\$47.74)	79.52
11000-3100-52210-0000-001016-0000	Food Services Operations-FICA Payments	\$473.29	\$595.00	\$473.29	\$269.90	(\$148.19)	79.54
11000-3100-52220-0000-001016-0000	Food Services Operations-Medicare Payments	\$110.69	\$139.00	\$110.69	\$63.12	(\$34.81)	79.63
11000-3100-52312-0000-001016-0000	Food Services Operations-Life	\$0.00	\$29.00	\$0.00	\$0.00	\$29.00	0.00
11000-3100-52500-0000-001016-0000	Food Services Operations-Unemployment Compensation	\$25.20	\$82.00	\$25.20	\$14.39	\$42.41	30.73
11000-3100-52710-0000-001016-0000	Food Services Operations-Workers Compensation Premium	\$0.00	\$152.00	\$0.00	\$0.00	\$152.00	0.00
11000-3100-52720-0000-001016-0000	Food Services Operations-Workers Compensation Employer's Fee	\$25.84	\$10.00	\$25.84	\$10.88	(\$26.72)	258.40
11000-3100-55915-0000-001016-0000	Food Services Operations-Other Contract Services	\$372.17	\$0.00	\$372.17	\$27.83	(\$400.00)	0.00
11000-3100-56116-0000-001016-0000	Food Services Operations-Food	\$47.70	\$0.00	\$47.70	\$221.36	(\$269.06)	0.00
11000-3100-56118-0000-001016-0000	Food Services Operations-General Supplies and Materials	\$10.19	\$0.00	\$10.19	\$0.00	(\$10.19)	0.00
<b>Subtotal of Element: [Fund] 11000 - Operational</b>		<b>\$1,485,776.39</b>	<b>\$1,984,358.00</b>	<b>\$1,485,776.39</b>	<b>\$330,125.60</b>	<b>\$168,456.01</b>	<b>74.87</b>
14000-1000-56108-1010-001016-0000	Instruction-Instructional Materials Credit - 50% Other	\$464.60	\$793.00	\$464.60	\$0.00	\$328.40	58.58
14000-1000-56111-1010-001016-0000	Instruction-Instructional Materials Cash - 50% Textbooks	\$0.00	\$2,377.00	\$0.00	\$0.00	\$2,377.00	0.00
<b>Subtotal of Element: [Fund] 14000 - Total Instructional Materials Sub-Fund</b>		<b>\$464.60</b>	<b>\$3,170.00</b>	<b>\$464.60</b>	<b>\$0.00</b>	<b>\$2,705.40</b>	<b>14.66</b>
21000-3100-53330-0000-001016-0000	Food Services Operations-Professional Development	\$32.37	\$0.00	\$32.37	\$0.00	(\$32.37)	0.00
21000-3100-56118-0000-001016-0000	Food Services Operations-General Supplies and Materials	\$41.05	\$0.00	\$41.05	\$958.95	(\$1,000.00)	0.00
<b>Subtotal of Element: [Fund] 21000 - Food Services</b>		<b>\$73.42</b>	<b>\$0.00</b>	<b>\$73.42</b>	<b>\$958.95</b>	<b>(\$1,032.37)</b>	<b>0.00</b>
23000-1000-53711-9000-001016-0000	Instruction-Other Charges	\$2,020.30	\$0.00	\$2,020.30	\$2,302.00	(\$4,322.30)	0.00
23000-1000-56118-9000-001016-0000	Instruction-General Supplies and Materials	\$181.50	\$0.00	\$181.50	\$3,533.18	(\$3,714.68)	0.00
<b>Subtotal of Element: [Fund] 23000 - Non-Instructional Support</b>		<b>\$2,201.80</b>	<b>\$0.00</b>	<b>\$2,201.80</b>	<b>\$5,835.18</b>	<b>(\$8,036.98)</b>	<b>0.00</b>
24101-1000-51100-1010-001016-1411	Instruction-Salaries Expense	\$0.00	\$62,400.00	\$0.00	\$0.00	\$62,400.00	0.00
24101-1000-51300-1010-001016-1411	Instruction-Additional Compensation	\$791.73	\$1,000.00	\$791.73	\$208.27	\$0.00	79.17
24101-1000-52111-0000-001016-0000	Instruction-Educational Retirement	\$119.89	\$9,447.00	\$119.89	\$31.55	\$9,295.56	1.26
24101-1000-52112-0000-001016-0000	Instruction-ERA - Retiree Health	\$15.77	\$1,590.00	\$15.77	\$4.15	\$1,570.08	0.99
24101-1000-52210-0000-001016-0000	Instruction-FICA Payments	\$42.41	\$3,931.00	\$42.41	\$11.15	\$3,877.44	1.07
24101-1000-52220-0000-001016-0000	Instruction-Medicare Payments	\$9.89	\$920.00	\$9.89	\$2.65	\$907.46	1.07
24101-1000-52311-0000-001016-0000	Instruction-Health and Medical Premiums	\$0.00	\$6,906.00	\$0.00	\$0.00	\$6,906.00	0.00
24101-1000-52312-0000-001016-0000	Instruction-Life	\$0.00	\$150.00	\$0.00	\$0.00	\$150.00	0.00
24101-1000-52313-0000-001016-0000	Instruction-Dental	\$0.00	\$564.00	\$0.00	\$0.00	\$564.00	0.00
24101-1000-52314-0000-001016-0000	Instruction-Vision	\$0.00	\$78.00	\$0.00	\$0.00	\$78.00	0.00
24101-1000-52315-0000-001016-0000	Instruction-Disability	\$0.00	\$36.00	\$0.00	\$0.00	\$36.00	0.00
24101-1000-52500-0000-001016-0000	Instruction-Unemployment Compensation	\$1.08	\$44.00	\$1.08	\$0.60	\$42.32	2.45
24101-1000-52710-0000-001016-0000	Instruction-Workers Compensation Premium	\$0.00	\$1.00	\$0.00	\$0.00	\$1.00	0.00
24101-1000-52720-0000-001016-0000	Instruction-Workers Compensation Employer's Fee	\$0.12	\$30.00	\$0.12	\$0.04	\$29.84	0.40
24101-1000-52730-0000-001016-0000	Instruction-Workers Compensation (Self Insured)	\$0.00	\$637.00	\$0.00	\$0.00	\$637.00	0.00
24101-1000-55817-1010-001016-0000	Instruction-Student Travel	\$300.00	\$0.00	\$300.00	\$0.00	(\$300.00)	0.00
24101-1000-55915-1010-001016-0000	Instruction-Other Contract Services	\$16,822.75	\$16,226.00	\$16,822.75	\$0.00	(\$596.75)	103.67

24101-1000-56113-1010-001016-0000	Instruction-Software	\$13,304.00	\$13,250.00	\$13,304.00	\$0.00	(\$54.00)	100.40
24101-2100-53711-0000-001016-0000	Support Services-Students-Other Charges	\$0.00	\$210.00	\$0.00	\$0.00	\$210.00	0.00
24101-2100-56118-0000-001016-0000	Support Services-Students-General Supplies and Materials	\$130.00	\$283.00	\$130.00	\$0.00	\$153.00	45.93
<b>Subtotal of Element: [Fund] 24101 - Title I - IASA</b>		<b>\$31,537.64</b>	<b>\$117,703.00</b>	<b>\$31,537.64</b>	<b>\$258.41</b>	<b>\$85,906.95</b>	<b>26.79</b>
24106-1000-51100-2000-001016-1412	Instruction-Salaries Expense	\$26,907.99	\$33,989.00	\$26,907.99	\$7,081.01	\$0.00	79.16
24106-1000-52111-0000-001016-0000	Instruction-Educational Retirement	\$4,076.45	\$4,809.00	\$4,076.45	\$1,072.79	(\$340.24)	84.76
24106-1000-52112-0000-001016-0000	Instruction-ERA - Retiree Health	\$538.27	\$679.00	\$538.27	\$141.63	(\$0.90)	79.27
24106-1000-52210-0000-001016-0000	Instruction-FICA Payments	\$1,664.02	\$2,107.00	\$1,664.02	\$437.98	\$5.00	78.97
24106-1000-52220-0000-001016-0000	Instruction-Medicare Payments	\$389.12	\$496.00	\$389.12	\$102.39	\$4.49	78.45
24106-1000-52312-0000-001016-0000	Instruction-Life	\$15.77	\$29.00	\$15.77	\$3.32	\$9.91	54.37
24106-1000-52313-0000-001016-0000	Instruction-Dental	\$102.98	\$646.00	\$102.98	\$21.68	\$521.34	15.94
24106-1000-52314-0000-001016-0000	Instruction-Vision	\$0.00	\$101.00	\$0.00	\$0.00	\$101.00	0.00
24106-1000-52315-0000-001016-0000	Instruction-Disability	\$90.45	\$0.00	\$90.45	\$19.20	(\$109.65)	0.00
24106-1000-52500-0000-001016-0000	Instruction-Unemployment Compensation	\$41.94	\$82.00	\$41.94	\$17.86	\$22.20	51.14
24106-1000-52710-0000-001016-0000	Instruction-Workers Compensation Premium	\$537.24	\$538.00	\$537.24	\$0.00	\$0.76	99.85
24106-1000-52720-0000-001016-0000	Instruction-Workers Compensation Employer's Fee	\$0.00	\$10.00	\$0.00	\$0.00	\$10.00	0.00
24106-2100-53211-2000-001016-0000	Support Services-Students-Diagnosticians - Contracted	\$1,316.15	\$2,544.00	\$1,316.15	\$1,227.85	\$0.00	51.73
<b>Subtotal of Element: [Fund] 24106 - Entitlement INFA-R</b>		<b>\$35,680.38</b>	<b>\$46,030.00</b>	<b>\$35,680.38</b>	<b>\$10,125.71</b>	<b>\$223.91</b>	<b>77.52</b>
24136-2600-56118-0000-001016-0000	Operation & Maintenance of Plant-General Supplies and Materials	\$0.00	\$0.00	\$0.00	\$1,514.00	(\$1,514.00)	0.00
<b>Subtotal of Element: [Fund] 24136 - GEER III (HEPA Filtration)</b>		<b>\$0.00</b>	<b>\$0.00</b>	<b>\$0.00</b>	<b>\$1,514.00</b>	<b>(\$1,514.00)</b>	<b>0.00</b>
24153-1000-51300-1010-001016-1411	Instruction-Additional Compensation	\$176.00	\$0.00	\$176.00	\$0.00	(\$176.00)	0.00
24153-1000-52111-0000-001016-0000	Instruction-Educational Retirement	\$26.66	\$0.00	\$26.66	\$0.00	(\$26.66)	0.00
24153-1000-52112-0000-001016-0000	Instruction-ERA - Retiree Health	\$3.52	\$0.00	\$3.52	\$0.00	(\$3.52)	0.00
24153-1000-52210-0000-001016-0000	Instruction-FICA Payments	\$10.88	\$0.00	\$10.88	\$0.00	(\$10.88)	0.00
24153-1000-52220-0000-001016-0000	Instruction-Medicare Payments	\$2.54	\$0.00	\$2.54	\$0.00	(\$2.54)	0.00
24153-1000-56118-1010-001016-0000	Instruction-General Supplies and Materials	\$0.00	\$875.00	\$0.00	\$0.00	\$875.00	0.00
<b>Subtotal of Element: [Fund] 24153 - English Language Acquisition</b>		<b>\$219.60</b>	<b>\$875.00</b>	<b>\$219.60</b>	<b>\$0.00</b>	<b>\$655.40</b>	<b>25.10</b>
24154-1000-51300-1010-001016-1411	Instruction-Additional Compensation	\$2,495.00	\$2,000.00	\$2,495.00	\$625.00	(\$1,120.00)	124.75
24154-1000-52111-0000-001016-0000	Instruction-Educational Retirement	\$359.86	\$0.00	\$359.86	\$94.70	(\$454.56)	0.00
24154-1000-52112-0000-001016-0000	Instruction-ERA - Retiree Health	\$47.50	\$0.00	\$47.50	\$12.50	(\$60.00)	0.00
24154-1000-52210-0000-001016-0000	Instruction-FICA Payments	\$137.09	\$0.00	\$137.09	\$36.10	(\$173.19)	0.00
24154-1000-52220-0000-001016-0000	Instruction-Medicare Payments	\$31.94	\$0.00	\$31.94	\$8.40	(\$40.34)	0.00
24154-1000-52500-0000-001016-0000	Instruction-Unemployment Compensation	\$3.51	\$0.00	\$3.51	\$1.70	(\$5.21)	0.00
24154-1000-52720-0000-001016-0000	Instruction-Workers Compensation Employer's Fee	\$0.33	\$0.00	\$0.33	\$0.11	(\$0.44)	0.00
24154-1000-53330-1010-001016-0000	Instruction-Professional Development	\$1,112.00	\$3,114.00	\$1,112.00	\$700.00	\$1,302.00	35.70
<b>Subtotal of Element: [Fund] 24154 - Teacher/Principal Training &amp; Recruiting</b>		<b>\$4,187.23</b>	<b>\$5,114.00</b>	<b>\$4,187.23</b>	<b>\$1,478.51</b>	<b>(\$551.74)</b>	<b>81.88</b>
24301-2600-56118-0000-001016-0000	Operation & Maintenance of Plant-General Supplies and Materials	\$134.32	\$0.00	\$134.32	\$5.71	(\$140.03)	0.00
<b>Subtotal of Element: [Fund] 24301 - CARES Act</b>		<b>\$134.32</b>	<b>\$0.00</b>	<b>\$134.32</b>	<b>\$5.71</b>	<b>(\$140.03)</b>	<b>0.00</b>
24308-1000-51100-1010-001016-1411	Instruction-Salaries Expense	\$0.00	\$73,887.00	\$0.00	\$0.00	\$73,887.00	0.00
24308-1000-52111-0000-001016-0000	Instruction-Educational Retirement	\$0.00	\$7,075.00	\$0.00	\$0.00	\$7,075.00	0.00
24308-1000-52112-0000-001016-0000	Instruction-ERA - Retiree Health	\$0.00	\$1,000.00	\$0.00	\$0.00	\$1,000.00	0.00
24308-1000-52210-0000-001016-0000	Instruction-FICA Payments	\$0.00	\$3,100.00	\$0.00	\$0.00	\$3,100.00	0.00
24308-1000-52220-0000-001016-0000	Instruction-Medicare Payments	\$0.00	\$725.00	\$0.00	\$0.00	\$725.00	0.00
24308-1000-52312-0000-001016-0000	Instruction-Life	\$0.00	\$29.00	\$0.00	\$0.00	\$29.00	0.00
24308-1000-52500-0000-001016-0000	Instruction-Unemployment Compensation	\$0.00	\$82.00	\$0.00	\$0.00	\$82.00	0.00
24308-1000-52710-0000-001016-0000	Instruction-Workers Compensation Premium	\$0.00	\$790.00	\$0.00	\$0.00	\$790.00	0.00
24308-1000-52720-0000-001016-0000	Instruction-Workers Compensation Employer's Fee	\$0.00	\$10.00	\$0.00	\$0.00	\$10.00	0.00
24308-1000-53330-1010-001016-0000	Instruction-Professional Development	\$1,200.00	\$0.00	\$1,200.00	\$0.00	(\$1,200.00)	0.00
24308-1000-56113-1010-001016-0000	Instruction-Software	\$25,545.40	\$0.00	\$25,545.40	\$0.00	(\$25,545.40)	0.00
24308-1000-56113-4020-001016-0000	Instruction-Software	\$0.00	\$21,800.00	\$0.00	\$0.00	\$21,800.00	0.00
24308-1000-56118-1010-001016-0000	Instruction-General Supplies and Materials	\$0.00	\$0.00	\$0.00	\$629.37	(\$629.37)	0.00

24308-1000-57332-1010-001016-0000	Instruction-Supply Assets (\$5,000 or Less)	\$503.79	\$36,250.00	\$503.79	\$0.00	\$35,746.21	1.38
24308-2100-53218-4025-001016-0000	Support Services-Students-Specialists - Contracted	\$0.00	\$30,000.00	\$0.00	\$0.00	\$30,000.00	0.00
24308-2400-51100-0000-001016-1211	Support Services-School Administration-Salaries Expense	\$36,428.62	\$0.00	\$36,428.62	\$8,571.38	(\$45,000.00)	0.00
24308-2400-52111-0000-001016-0000	Support Services-School Administration-Educational Retirement	\$5,518.88	\$0.00	\$5,518.88	\$1,298.55	(\$6,817.43)	0.00
24308-2400-52112-0000-001016-0000	Support Services-School Administration-ERA - Retiree Health	\$728.62	\$0.00	\$728.62	\$171.44	(\$900.06)	0.00
24308-2400-52210-0000-001016-0000	Support Services-School Administration-FICA Payments	\$2,257.26	\$0.00	\$2,257.26	\$531.12	(\$2,788.38)	0.00
24308-2400-52220-0000-001016-0000	Support Services-School Administration-Medicare Payments	\$527.85	\$0.00	\$527.85	\$124.20	(\$652.05)	0.00
24308-2400-52312-0000-001016-0000	Support Services-School Administration-Life	\$22.44	\$0.00	\$22.44	\$6.60	(\$29.04)	0.00
24308-2400-52314-0000-001016-0000	Support Services-School Administration-Vision	\$31.96	\$0.00	\$31.96	\$9.40	(\$41.36)	0.00
24308-2400-52500-0000-001016-0000	Support Services-School Administration-Unemployment Compensation	\$120.19	\$0.00	\$120.19	\$28.28	(\$148.47)	0.00
24308-2400-52720-0000-001016-0000	Support Services-School Administration-Workers Compensation Employer's Fee	\$6.90	\$0.00	\$6.90	\$2.30	(\$9.20)	0.00
24308-2600-53711-0000-001016-0000	Operation & Maintenance of Plant-Other Charges	\$180.00	\$0.00	\$180.00	\$0.00	(\$180.00)	0.00
24308-2600-56118-0000-001016-0000	Operation & Maintenance of Plant-General Supplies and Materials	\$867.78	\$0.00	\$867.78	\$23.85	(\$891.63)	0.00
24308-2600-57332-0000-001016-0000	Operation & Maintenance of Plant-Supply Assets (\$5 000 or Less)	\$61,540.15	\$0.00	\$61,540.15	\$0.00	(\$61,540.15)	0.00
<b>Subtotal of Element: [Fund] 24308 - ESSER II CRRSA</b>		<b>\$135,479.84</b>	<b>\$174,748.00</b>	<b>\$135,479.84</b>	<b>\$11,396.49</b>	<b>\$27,871.67</b>	<b>77.53</b>
24316-2600-56118-0000-001016-0000	Operation & Maintenance of Plant-General Supplies and Materials	\$0.00	\$2,632.00	\$0.00	\$0.00	\$2,632.00	0.00
<b>Subtotal of Element: [Fund] 24316 - USDE CRRSA ESSER II</b>		<b>\$0.00</b>	<b>\$2,632.00</b>	<b>\$0.00</b>	<b>\$0.00</b>	<b>\$2,632.00</b>	<b>0.00</b>
24330-1000-51300-1010-001016-0000	Instruction-Additional Compensation	\$714.69	\$0.00	\$714.69	\$317.67	(\$1,032.36)	0.00
24330-1000-51300-1010-001016-1411	Instruction-Additional Compensation	\$467.64	\$22,500.00	\$467.64	\$0.00	\$22,032.36	2.07
24330-1000-51300-4020-001016-1411	Instruction-Additional Compensation	\$0.00	\$18,000.00	\$0.00	\$0.00	\$18,000.00	0.00
24330-1000-52111-0000-001016-0000	Instruction-Educational Retirement	\$167.09	\$0.00	\$167.09	\$51.45	(\$218.54)	0.00
24330-1000-52112-0000-001016-0000	Instruction-ERA - Retiree Health	\$22.08	\$0.00	\$22.08	\$6.80	(\$28.88)	0.00
24330-1000-52210-0000-001016-0000	Instruction-FICA Payments	\$73.12	\$0.00	\$73.12	\$0.00	(\$73.12)	0.00
24330-1000-52220-0000-001016-0000	Instruction-Medicare Payments	\$17.11	\$0.00	\$17.11	\$0.00	(\$17.11)	0.00
24330-1000-52500-0000-001016-0000	Instruction-Unemployment Compensation	\$2.34	\$0.00	\$2.34	\$1.14	(\$3.48)	0.00
24330-1000-52720-0000-001016-0000	Instruction-Workers Compensation Employer's Fee	\$0.23	\$0.00	\$0.23	\$0.07	(\$0.30)	0.00
24330-1000-56118-4020-001016-0000	Instruction-General Supplies and Materials	\$0.00	\$9,000.00	\$0.00	\$0.00	\$9,000.00	0.00
24330-1000-57332-1010-001016-0000	Instruction-Supply Assets (\$5,000 or Less)	\$0.00	\$4,800.00	\$0.00	\$0.00	\$4,800.00	0.00
24330-2100-55915-0000-001016-0000	Support Services-Students-Other Contract Services	\$0.00	\$50,400.00	\$0.00	\$0.00	\$50,400.00	0.00
24330-2100-56113-0000-001016-0000	Support Services-Students-Software	\$0.00	\$12,156.00	\$0.00	\$0.00	\$12,156.00	0.00
24330-2400-51100-0000-001016-1211	Support Services-School Administration-Salaries Expense	\$0.00	\$187,500.00	\$0.00	\$0.00	\$187,500.00	0.00
24330-2600-57332-0000-001016-0000	Operation & Maintenance of Plant-Supply Assets (\$5 000 or Less)	\$0.00	\$8,427.00	\$0.00	\$0.00	\$8,427.00	0.00
<b>Subtotal of Element: [Fund] 24330 - ESSER III - ARPA</b>		<b>\$1,464.30</b>	<b>\$312,783.00</b>	<b>\$1,464.30</b>	<b>\$377.13</b>	<b>\$310,941.57</b>	<b>0.47</b>
25205-1000-51100-1010-001016-1411	Instruction-Salaries Expense	\$23,814.05	\$25,000.00	\$23,814.05	\$6,141.66	(\$4,955.71)	95.25
25205-1000-51300-1010-001016-1411	Instruction-Additional Compensation	\$1,541.38	\$14,152.00	\$1,541.38	\$697.11	\$11,913.51	10.89
25205-1000-52111-0000-001016-0000	Instruction-Educational Retirement	\$3,668.06	\$4,015.00	\$3,668.06	\$930.50	(\$583.56)	91.35
25205-1000-52112-0000-001016-0000	Instruction-ERA - Retiree Health	\$484.26	\$568.00	\$484.26	\$122.85	(\$39.11)	85.25
25205-1000-52210-0000-001016-0000	Instruction-FICA Payments	\$1,326.56	\$1,759.00	\$1,326.56	\$286.66	\$145.78	75.41
25205-1000-52220-0000-001016-0000	Instruction-Medicare Payments	\$310.23	\$411.00	\$310.23	\$67.11	\$33.66	75.48
25205-1000-52311-0000-001016-0000	Instruction-Health and Medical Premiums	\$5,671.84	\$1,057.00	\$5,671.84	\$1,347.80	(\$5,962.64)	536.59
25205-1000-52312-0000-001016-0000	Instruction-Life	\$13.12	\$58.00	\$13.12	\$3.25	\$41.63	22.62
25205-1000-52313-0000-001016-0000	Instruction-Dental	\$266.82	\$432.00	\$266.82	\$62.70	\$102.48	61.76
25205-1000-52314-0000-001016-0000	Instruction-Vision	\$44.07	\$90.00	\$44.07	\$10.35	\$35.58	48.96
25205-1000-52315-0000-001016-0000	Instruction-Disability	\$39.39	\$0.00	\$39.39	\$21.91	(\$61.30)	0.00
25205-1000-52500-0000-001016-0000	Instruction-Unemployment Compensation	\$30.71	\$164.00	\$30.71	\$14.69	\$118.60	18.72
25205-1000-52710-0000-001016-0000	Instruction-Workers Compensation Premium	\$854.20	\$449.00	\$854.20	\$0.00	(\$405.20)	190.24
25205-1000-52720-0000-001016-0000	Instruction-Workers Compensation Employer's Fee	\$10.29	\$20.00	\$10.29	\$3.39	\$6.32	51.45
25205-1000-53711-1010-001016-0000	Instruction-Other Charges	\$897.53	\$0.00	\$897.53	\$41.70	(\$939.23)	0.00



25205-1000-55813-1010-001016-0000	Instruction-Employee Travel - Non-Teachers	\$3,619.58	\$7,234.00	\$3,619.58	\$1,612.80	\$2,001.62	50.03
25205-1000-55817-1010-001016-0000	Instruction-Student Travel	\$1,667.20	\$7,000.00	\$1,667.20	\$300.00	\$5,032.80	23.81
25205-1000-55915-1010-001016-0000	Instruction-Other Contract Services	\$2,500.00	\$25,725.00	\$2,500.00	\$3,661.81	\$19,563.19	9.71
25205-1000-56118-1010-001016-0000	Instruction-General Supplies and Materials	\$5,261.19	\$11,112.00	\$5,261.19	\$4,414.50	\$1,436.31	47.34
25205-2100-51100-0000-001016-1211	Support Services-Students-Salaries Expense	\$56,389.20	\$0.00	\$56,389.20	\$11,277.80	(\$67,667.00)	0.00
25205-2100-51100-2000-001016-1211	Support Services-Students-Salaries Expense	\$9,826.72	\$85,000.00	\$9,826.72	\$6,141.66	\$69,031.62	11.56
25205-2100-51300-2000-001016-1211	Support Services-Students-Additional Compensation	\$0.00	\$8,056.00	\$0.00	\$0.00	\$8,056.00	0.00
25205-2100-52111-0000-001016-0000	Support Services-Students-Educational Retirement	\$10,003.52	\$14,692.00	\$10,003.52	\$2,639.04	\$2,049.44	68.08
25205-2100-52112-0000-001016-0000	Support Services-Students-ERA - Retiree Health	\$1,324.28	\$2,077.00	\$1,324.28	\$348.36	\$404.36	63.75
25205-2100-52210-0000-001016-0000	Support Services-Students-FICA Payments	\$3,831.57	\$6,438.00	\$3,831.57	\$875.11	\$1,731.32	59.51
25205-2100-52220-0000-001016-0000	Support Services-Students-Medicare Payments	\$896.13	\$1,349.00	\$896.13	\$204.67	\$248.20	66.42
25205-2100-52311-0000-001016-0000	Support Services-Students-Health and Medical Premiums	\$6,145.05	\$0.00	\$6,145.05	\$2,135.44	(\$8,280.49)	0.00
25205-2100-52312-0000-001016-0000	Support Services-Students-Life	\$30.20	\$3,365.00	\$30.20	\$8.48	\$3,326.32	0.89
25205-2100-52313-0000-001016-0000	Support Services-Students-Dental	\$275.97	\$0.00	\$275.97	\$97.07	(\$373.04)	0.00
25205-2100-52314-0000-001016-0000	Support Services-Students-Vision	\$54.44	\$0.00	\$54.44	\$17.92	(\$72.36)	0.00
25205-2100-52315-0000-001016-0000	Support Services-Students-Disability	\$224.60	\$0.00	\$224.60	\$61.10	(\$285.70)	0.00
25205-2100-52500-0000-001016-0000	Support Services-Students-Unemployment Compensation	\$151.33	\$328.00	\$151.33	\$26.23	\$150.44	46.13
25205-2100-52710-0000-001016-0000	Support Services-Students-Workers Compensation Premium	\$1,069.55	\$1,642.00	\$1,069.55	\$0.00	\$572.45	65.13
25205-2100-52720-0000-001016-0000	Support Services-Students-Workers Compensation Employer's Fee	\$7.99	\$40.00	\$7.99	\$1.09	\$30.92	19.97
25205-2100-53711-0000-001016-0000	Support Services-Students-Other Charges	\$8,134.64	\$3,000.00	\$8,134.64	\$2,000.00	(\$7,134.64)	271.15
<b>Subtotal of Element: [Fund] 25205 - GEAR UP</b>		<b>\$150,385.67</b>	<b>\$225,233.00</b>	<b>\$150,385.67</b>	<b>\$45,574.76</b>	<b>\$29,272.57</b>	<b>66.77</b>
27107-2200-56114-0000-001016-0000	Support Services-Instruction-Library And Audio-Visual	\$263.18	\$4,054.00	\$263.18	\$0.00	\$3,790.82	6.49
<b>Subtotal of Element: [Fund] 27107 - Literacy For Children @ Risk PED</b>		<b>\$263.18</b>	<b>\$4,054.00</b>	<b>\$263.18</b>	<b>\$0.00</b>	<b>\$3,790.82</b>	<b>6.49</b>
27109-1000-56109-1010-001016-0000	Instruction-Instructional Materials On-Line Digital Subscriptions	\$0.00	\$2,503.00	\$0.00	\$0.00	\$2,503.00	0.00
<b>Subtotal of Element: [Fund] 27109 - PED Safety in Schools</b>		<b>\$0.00</b>	<b>\$2,503.00</b>	<b>\$0.00</b>	<b>\$0.00</b>	<b>\$2,503.00</b>	<b>0.00</b>
29102-1000-56118-1010-001016-0000	Instruction-General Supplies and Materials	\$1,719.98	\$0.00	\$1,719.98	\$6.28	(\$1,726.26)	0.00
29102-2600-56118-0000-001016-0000	Operation & Maintenance of Plant-General Supplies and Materials	\$729.21	\$0.00	\$729.21	\$564.37	(\$1,293.58)	0.00
29102-2600-57332-0000-001016-0000	Operation & Maintenance of Plant-Supply Assets (\$5,000 or Less)	\$689.58	\$0.00	\$689.58	\$0.00	(\$689.58)	0.00
<b>Subtotal of Element: [Fund] 29102 - Private Dir Grants (Categorical)</b>		<b>\$3,138.77</b>	<b>\$0.00</b>	<b>\$3,138.77</b>	<b>\$570.65</b>	<b>(\$3,709.42)</b>	<b>0.00</b>
31200-4000-54610-0000-001016-0000	Capital Outlay-Renting Land and Buildings	\$74,032.00	\$84,609.00	\$74,032.00	\$10,576.00	\$1.00	87.49
<b>Subtotal of Element: [Fund] 31200 - Public School Capital Outlay</b>		<b>\$74,032.00</b>	<b>\$84,609.00</b>	<b>\$74,032.00</b>	<b>\$10,576.00</b>	<b>\$1.00</b>	<b>87.50</b>
31600-4000-54640-0000-001016-0000	Capital Outlay-Rentals - Lease to Purchase	\$0.00	\$642,458.00	\$0.00	\$0.00	\$642,458.00	0.00
<b>Subtotal of Element: [Fund] 31600 - Capital Improvements SB-9 Local</b>		<b>\$0.00</b>	<b>\$642,458.00</b>	<b>\$0.00</b>	<b>\$0.00</b>	<b>\$642,458.00</b>	<b>0.00</b>
31701-4000-54315-0000-001016-0000	Capital Outlay-Maintenance & Repair - Bldgs/Grnds/Equipment (SR-9)	\$2,453.61	\$0.00	\$2,453.61	\$0.00	(\$2,453.61)	0.00
31701-4000-54640-0000-001016-0000	Capital Outlay-Rentals - Lease to Purchase	\$0.00	\$47,296.00	\$0.00	\$0.00	\$47,296.00	0.00
31701-4000-56113-0000-001016-0000	Capital Outlay-Software	\$1,840.76	\$4,850.00	\$1,840.76	\$0.00	\$3,009.24	37.95
31701-4000-56118-0000-001016-0000	Capital Outlay-General Supplies and Materials	\$0.00	\$100,000.00	\$0.00	\$0.00	\$100,000.00	0.00
31701-4000-57331-0000-001016-0000	Capital Outlay-Fixed Assets (More Than \$5,000)	\$5,362.41	\$0.00	\$5,362.41	\$0.00	(\$5,362.41)	0.00
31701-4000-57332-0000-001016-0000	Capital Outlay-Supply Assets (\$5,000 or Less)	\$3,988.80	\$112,114.00	\$3,988.80	\$6,706.89	\$101,418.31	3.55
<b>Subtotal of Element: [Fund] 31701 - Capital Improvements SB-9 Local</b>		<b>\$13,645.58</b>	<b>\$264,260.00</b>	<b>\$13,645.58</b>	<b>\$6,706.89</b>	<b>\$243,907.53</b>	<b>5.16</b>
31703-4000-57332-0000-001016-0000	Capital Outlay-Supply Assets (\$5,000 or Less)	\$0.00	\$8,296.00	\$0.00	\$408.60	\$7,887.40	0.00
<b>Subtotal of Element: [Fund] 31703 - SB-9 State Match</b>		<b>\$0.00</b>	<b>\$8,296.00</b>	<b>\$0.00</b>	<b>\$408.60</b>	<b>\$7,887.40</b>	<b>0.00</b>
<b>Grand Total</b>		<b>\$1,938,684.72</b>	<b>\$3,878,826.00</b>	<b>\$1,938,684.72</b>	<b>\$425,912.59</b>	<b>\$1,514,228.69</b>	<b>49.98</b>



# Albuquerque Talent Development Academy

## Voucher by Warrant with Date Range Report

Accounting Cycle: FY2021-2022; Voucher: [All]; Warrant Status: Non-Void; Order By: Voucher; Begin Date: 03/01/2022; End Date: 04/30/2022;  
Created On: 5/17/2022 2:01:45 PM

Warrant Date	Warrant Number	Vendor	Amount
03/03/2022	15793	Abba Technologies	\$5,362.41
03/03/2022	15794	Adelante Development Center	\$41.72
03/03/2022	15795	AJF Enterprises Inc	\$1,223.33
03/03/2022	15796	Albuquerque Bernalillo County Water Utility Authority	\$431.52
03/03/2022	15797	Barnes and Noble	\$231.60
03/03/2022	15798	Century Link	\$148.34
03/03/2022	15799	CES	\$4,001.82
03/03/2022	15800	Cleaning Specialists Maintenance, Inc	\$5,324.72
03/03/2022	15801	Crystal Springs	\$209.17
03/03/2022	15802	Fincham Mobile Storage	\$237.33
03/03/2022	15803	Garcia, Herman	\$24.75
03/03/2022	15804	INGRAM LIBRARY SERVICES	\$301.80
03/03/2022	15805	J and J Technical Services	\$2,581.28
03/03/2022	15806	Moss-Adams, LLP	\$2,973.30
03/03/2022	15807	National Council for Community & Education Partnerships	\$480.00
03/03/2022	15808	NM Assoc. of School Business Officials	\$295.00
03/03/2022	15809	Pitney Bowes Global Financial Services LLC	\$182.91
03/03/2022	15810	PNM	\$3,869.66
03/03/2022	15811	PostNet Nm102	\$74.98
03/03/2022	15812	Sandia Office Supply	\$157.13
03/03/2022	15813	Saylor Family Trust, LLC	\$22,304.42
03/03/2022	15814	Unite Private Networks, LLC	\$112.27
03/03/2022	15815	Verizon Wireless	\$226.92
03/03/2022	15870	J and J Technical Services	\$2,581.28
03/04/2022	15859	NM Bank & Trust	\$48.33
03/14/2022	15858	Amazon	\$1,322.73
03/16/2022	15860	PNM	\$1,002.00
04/12/2022	15817	US Postal Service	\$1,468.50
04/12/2022	15818	AJF Enterprises Inc	\$1,223.33
04/12/2022	15819	Cleaning Specialists Maintenance, Inc	\$5,428.28
04/12/2022	15820	Gibbs Smith Education	\$179.82
04/12/2022	15821	Lebsack, Wynnell	\$119.40
04/12/2022	15822	Mendonca, Melissa	\$1,194.43
04/12/2022	15823	Montano-Molina, Lucina	\$14.36
04/12/2022	15824	Saylor Family Trust, LLC	\$22,304.42
04/12/2022	15825	Valley Business Machines	\$3,868.50
04/12/2022	15826	Yokoyama, Victoria	\$19.99
04/14/2022	15827	Accountability and Compliance Resources LLC	\$353.90
04/14/2022	15828	Adelante Development Center	\$41.72
04/14/2022	15829	Albuquerque Bernalillo County Water Utility Authority	\$403.89
04/14/2022	15830	Albuquerque Isotopes	\$280.00
04/14/2022	15831	Century Link	\$148.27
04/14/2022	15832	CES	\$8,901.26
04/14/2022	15833	Crystal Springs	\$465.21
04/14/2022	15834	Dex Media East, Inc	\$124.42
04/14/2022	15835	EASi Therapy & Diagnostic Services	\$1,974.96
04/14/2022	15836	Escape the Room Alb, LLC	\$452.24
04/14/2022	15837	Fincham Mobile Storage	\$237.33
04/14/2022	15838	Garcia, Herman	\$15.08
04/14/2022	15839	Herff Jones, Inc.	\$165.29
04/14/2022	15840	Herrera Coaches Inc	\$931.20
04/14/2022	15841	Konica Minolta Premier	\$240.71
04/14/2022	15842	MasteryPrep	\$3,567.00
04/14/2022	15843	Matthews Fox, PC	\$2,222.97
04/14/2022	15844	NM Assoc. of School Business Officials	\$330.00
04/14/2022	15845	Nursing Services	\$566.34
04/14/2022	15846	PNM	\$3,259.31
04/14/2022	15847	PostNet Nm102	\$960.15
04/14/2022	15848	Public Charter Schools of New Mexico	\$1,408.00
04/14/2022	15849	Sandia Office Supply	\$2,676.94
04/14/2022	15850	Unite Private Networks, LLC	\$112.27
04/14/2022	15851	Verizon Wireless	\$340.38
04/27/2022	15855	Albuquerque Isotopes	\$520.00
04/27/2022	15856	Bornachos Tacos	\$800.00
04/27/2022	15857	Truth Entertainment	\$300.90
Sub Total			\$123,371.49

# Albuquerque Talent Development Academy

## Payroll Voucher Management Report

[Cycle Name]: "FY2021-2022"; Created On: 5/17/2022 2:02:54 PM

Voucher Status	Voucher Number	Voucher Date	Description	Voucher Total	Approved Date	Approved By
New	2096	04/30/2022	WC for 2022 Q1	\$103.20		
New	2143	04/30/2022	SUTA for 2022 Q1	\$903.67		
Paid	2146	03/01/2022	Aflac for 2022 02	\$204.92	03/01/2022	Galindo, Whitney
Paid	2147	03/01/2022	FFGA for 2022 02	\$42.30	03/01/2022	Galindo, Whitney
Paid	2148	03/01/2022	InvesTrust for 2022 02	\$204.00	03/01/2022	Galindo, Whitney
Paid	2149	03/01/2022	ERB for 2022 02	\$24,860.76	05/02/2022	Galindo, Whitney
Paid	2150	03/01/2022	RHC for 2022 02	\$2,889.25	05/02/2022	Galindo, Whitney
Paid	2151	03/01/2022	CRS for 2022 02	\$2,628.19	05/02/2022	Galindo, Whitney
Paid	2154	03/01/2022	NMPSIA for 2022 03	\$14,627.24	05/02/2022	Galindo, Whitney
Paid	2156	03/17/2022	EFTPS for 03/15/2022 - PR22-16	\$11,258.58	05/02/2022	Galindo, Whitney
Paid	2157	03/29/2022	EFTPS for 03/31/2022 - PR22-17	\$10,690.49	05/02/2022	Galindo, Whitney
Paid	2158	04/07/2022	NMPSIA for 2022 04	\$14,613.10	05/16/2022	Galindo, Whitney
Paid	2159	04/07/2022	RHC for 2022 03	\$2,951.88	05/16/2022	Galindo, Whitney
Paid	2160	04/14/2022	EFTPS for 04/15/2022 - PR22-18	\$10,641.83	05/16/2022	Galindo, Whitney
Paid	2161	04/14/2022	ERB for 2022 03	\$25,385.41	05/16/2022	Galindo, Whitney
Paid	2162	04/25/2022	CRS for 2022 03	\$2,642.67	05/16/2022	Galindo, Whitney
Paid	2163	04/29/2022	EFTPS for 04/29/2022 - PR22-19	\$10,648.89	05/16/2022	Galindo, Whitney
Paid	2166	03/15/2022	DD for 03/15/2022 - PR22-16	\$32,371.05	05/02/2022	Galindo, Whitney
Paid	2167	03/31/2022	DD for 03/31/2022 - PR22-17	\$31,731.12	05/02/2022	Galindo, Whitney
Paid	2171	04/15/2022	DD for 04/15/2022 - PR22-18	\$31,461.30	05/16/2022	Galindo, Whitney
Paid	2172	04/29/2022	DD for 04/29/2022 - PR22-19	\$31,546.91	05/16/2022	Galindo, Whitney