

School Plan for Student Achievement (SPSA)

School Name	County-District-School (CDS) Code	Schoolsite Council (SSC) Approval Date	Local Board Approval Date
Bidwell Point Continuation High School	11626531130046	7/25/2024	7/25/2024

The School Plan for Student Achievement (SPSA) is a strategic plan that maximizes the resources available to the school while minimizing duplication of effort with the ultimate goal of increasing student achievement. SPSA development should be aligned with and inform the Local Control and Accountability Plan (LCAP) process.

This SPSA template consolidates all school-level planning efforts into one plan for programs funded through the Consolidated Application (ConApp), and for federal Additional Targeted Support and Improvement (ATSI), pursuant to California Education Code (EC) Section 64001 and the Elementary and Secondary Education Act (ESEA) as amended by the Every Student Succeeds Act (ESSA). This template is designed to meet schoolwide program planning requirements for both the SPSA and federal ATSI planning requirements.

California's ESSA State Plan supports the state's approach to improving student group performance through the utilization of federal resources. Schools use the SPSA to document their approach to maximizing the impact of federal investments in support of underserved students. The implementation of ESSA in California presents an opportunity for schools to innovate with their federally-funded programs and align them with the priority goals of the school and the local educational agency (LEA) that are being realized under the state's Local Control Funding Formula (LCFF).

The LCFF provides schools and LEAs flexibility to design programs and provide services that meet the needs of students in order to achieve readiness for college, career, and lifelong learning. The SPSA planning process supports continuous cycles of action, reflection, and improvement. Consistent with EC 64001(g)(1), the Schoolsite Council (SSC) is required to develop and annually review the SPSA, establish an annual budget, and make modifications to the plan that reflect changing needs and priorities, as applicable.

This plan is being used by Bidwell Point Continuation High School for meeting the following ESSA planning requirements in alignment with the LCAP and other federal, state, and local programs:

Schoolwide Program

Bidwell Point Continuation, part of the Stony Creek Joint Unified School District, is dedicated to enhancing student achievement and creating a supportive learning environment. The School Plan for Student Achievement (SPSA) focuses on five primary goals: academic excellence, support for all students, a positive school climate, technology integration, and increased student attendance. The plan aims to improve student proficiency in core subjects through evidence-based instructional strategies and ongoing teacher professional development. Targeted interventions will support students performing below grade level.

A main focus will be increasing student attendance, particularly among socioeconomically disadvantaged students. Strategies will include engaging families through communication and support programs, recognizing and rewarding good attendance, and addressing barriers that prevent regular school attendance. Creating a safe and inclusive environment is paramount. The school will implement social-emotional learning initiatives, anti-bullying programs, and positive behavior interventions to foster a supportive atmosphere. Parental and community engagement will be encouraged through regular communication and involvement in school activities.

Technology will be integrated into the curriculum to enhance digital literacy and personalized learning. Students and teachers will have access to modern technological resources and training. The SPSA will be monitored through regular assessments and stakeholder feedback, with an annual review to adjust strategies as needed. This comprehensive plan aims to ensure academic success, increased attendance, and well-being for all students at Bidwell Point Continuation.



This template is based on the December, 2023 CDE revision of the School Plan for Student Achievement. Some modifications have been made to inform the SPSA development process.

Table of Contents

SPSA Title Page	1
Table of Contents	3
Plan Description	4
Educational Partner Involvement	4
Resource Inequities	4
Comprehensive Needs Assessment Components	4
California School Dashboard (Dashboard) Indicators	5
Other Needs	5
School and Student Performance Data	6
Student Enrollment	6
CAASPP Results	8
ELPAC Results	12
California School Dashboard	14
Overall Performance	15
Goals, Strategies, & Proposed Expenditures	23
Goal 1	23
Goal 2	25
Goal 3	27
Goal 4	29
Goal 5	31
Budget Summary	33
Budget Summary	33
Other Federal, State, and Local Funds	33
Budgeted Funds and Expenditures in this Plan	34
Funds Budgeted to the School by Funding Source	34
Expenditures by Funding Source	34
Expenditures by Budget Reference	34
Expenditures by Budget Reference and Funding Source	34
Expenditures by Goal	34
School Site Council Membership	35
Recommendations and Assurances	36
Instructions	37
Appendix A: Plan Requirements	44
Appendix B: Plan Requirements for School to CSI/ATSI Planning Requirements	47
Appendix C: Select State and Federal Programs	50

Plan Description

Briefly describe your school's plan for effectively meeting ESSA's planning requirements in alignment with the Local Control and Accountability Plan (LCAP) and other federal, state, and local programs.

This plan is being used by Bidwell Point Continuation High School for meeting the following ESSA planning requirements in alignment with the LCAP and other federal, state, and local programs:

Schoolwide Program

Bidwell Point Continuation, part of the Stony Creek Joint Unified School District, is dedicated to enhancing student achievement and creating a supportive learning environment. The School Plan for Student Achievement (SPSA) focuses on five primary goals: academic excellence, support for all students, a positive school climate, technology integration, and increased student attendance. The plan aims to improve student proficiency in core subjects through evidence-based instructional strategies and ongoing teacher professional development. Targeted interventions will support students performing below grade level.

A main focus will be increasing student attendance, particularly among socioeconomically disadvantaged students. Strategies will include engaging families through communication and support programs, recognizing and rewarding good attendance, and addressing barriers that prevent regular school attendance. Creating a safe and inclusive environment is paramount. The school will implement social-emotional learning initiatives, anti-bullying programs, and positive behavior interventions to foster a supportive atmosphere. Parental and community engagement will be encouraged through regular communication and involvement in school activities.

Technology will be integrated into the curriculum to enhance digital literacy and personalized learning. Students and teachers will have access to modern technological resources and training. The SPSA will be monitored through regular assessments and stakeholder feedback, with an annual review to adjust strategies as needed. This comprehensive plan aims to ensure academic success, increased attendance, and well-being for all students at Bidwell Point Continuation.

Educational Partner Involvement

How, when, and with whom did Bidwell Point Continuation High School consult as part of the planning process for this SPSA/Annual Review and Update?

Involvement Process for the SPSA and Annual Review and Update

The district holds two meetings annually for parents to participate and be involved and give input regarding the SPSA. The first meeting is in the Fall and the other is in the Spring for review of the plan. Parents and community members are also invited to governing board meetings to provide feedback. Further, the district administrator attends GPAC meetings which also provides important input regarding school planning.

Resource Inequities

Briefly identify and describe any resource inequities identified as a result of the required needs assessment, as applicable.

This section is required for all schools eligible for ATSI and CSI.

Comprehensive Needs Assessment Components

Identify and describe any areas that need significant improvement based on a review of Dashboard and local data, including any areas of low performance and significant performance gaps among student groups on Dashboard indicators, and any steps taken to address those areas.

California School Dashboard (Dashboard) Indicators

Referring to the California School Dashboard (Dashboard), any state indicator for which overall performance was in the "Red" or "Orange" performance category.

Referring to the California School Dashboard (Dashboard), any state indicator for which performance for any student group was two or more performance levels below the "all student" performance.

Other Needs

In addition to Dashboard data, other needs may be identified using locally collected data developed by the LEA to measure pupil outcomes.

School and Student Performance Data

Student Enrollment

This report displays the annual K-12 public school enrollment by student ethnicity and grade level for Bidwell Point Continuation High School. Annual enrollment consists of the number of students enrolled on Census Day (the first Wednesday in October). This information was submitted to the CDE as part of the annual Fall 1 data submission in the California Longitudinal Pupil Achievement Data System (CALPADS).

Enrollment By Student Group

Student Enrollment by Subgroup						
Student Group	Percent of Enrollment			Number of Students		
	21-22	22-23	23-24	21-22	22-23	23-24
American Indian	100.00%	75%	100%	2	3	3
African American	%	0%	%		0	
Asian	%	0%	%		0	
Filipino	%	0%	%		0	
Hispanic/Latino	%	0%	%		0	
Pacific Islander	%	0%	%		0	
White	%	25%	%		1	
Multiple/No Response	%	0%	%		0	
Total Enrollment				2	4	3

Enrollment By Grade Level

Student Enrollment by Grade Level			
Grade	Number of Students		
	21-22	22-23	23-24
Grade 11	1	3	
Grade 12	1	1	3
Total Enrollment	2	4	3

Conclusions based on this data:

1.

School and Student Performance Data

English Learner (EL) Enrollment

This report displays the annual K-12 public school enrollment by English Language Acquisition Status (ELAS). This information was submitted to the CDE as part of the annual Fall 1 data submission in the California Longitudinal Pupil Achievement Data System (CALPADS).

English Learner (EL) Enrollment						
Student Group	Number of Students			Percent of Students		
	21-22	22-23	23-24	21-22	22-23	23-24
Fluent English Proficient (FEP)		0				
Reclassified Fluent English Proficient (RFEP)				0.0%		

Conclusions based on this data:

- 1.

School and Student Performance Data

CAASPP Results English Language Arts/Literacy (All Students)

The Smarter Balanced Summative Assessments for ELA and mathematics are an annual measure of what students know and can do using the Common Core State Standards for English language arts/literacy and mathematics.

The purpose of the Smarter Balanced Summative Assessments is to assess student knowledge and skills for English language arts/literacy (ELA) and mathematics, as well as how much students have improved since the previous year. These measures help identify and address gaps in knowledge or skills early so students get the support they need for success in higher grades and for college and career readiness.

All students in grades three through eight and grade eleven take the Smarter Balanced Summative Assessments unless a student's active individualized education program (IEP) designates the California Alternate Assessments.

Visit the California Department of Education's [Smarter Balanced Assessment System](#) web page for more information.

Overall Participation for All Students												
Grade Level	# of Students Enrolled			# of Students Tested			# of Students with Scores			% of Enrolled Students Tested		
	20-21	21-22	22-23	20-21	21-22	22-23	20-21	21-22	22-23	20-21	21-22	22-23
Grade 11	*		3	0		3	0		3			100
All Grades	*		3	0		3	0		3			100

The "% of Enrolled Students Tested" showing in this table is not the same as "Participation Rate" for federal accountability purposes.

Overall Achievement for All Students															
Grade Level	Mean Scale Score			% Standard Exceeded			% Standard Met			% Standard Nearly Met			% Standard Not Met		
	20-21	21-22	22-23	20-21	21-22	22-23	20-21	21-22	22-23	20-21	21-22	22-23	20-21	21-22	22-23
All Grades	N/A	N/A	N/A			*			*			*			*

In order to protect student privacy, an asterisk (*) will be displayed for enrolled and tested counts for fewer than 4 students and for assessment results for fewer than 11 students. "N/A" will be displayed instead of a number on test results where no data is found for the specific report.

Reading Demonstrating understanding of literary and non-fictional texts										
Grade Level	% Above Standard			% At or Near Standard			% Below Standard			
	20-21	21-22	22-23	20-21	21-22	22-23	20-21	21-22	22-23	

In order to protect student privacy, an asterisk (*) will be displayed for enrolled and tested counts for fewer than 4 students and for assessment results for fewer than 11 students. "N/A" will be displayed instead of a number on test results where no data is found for the specific report.

Writing Producing clear and purposeful writing										
Grade Level	% Above Standard			% At or Near Standard			% Below Standard			
	20-21	21-22	22-23	20-21	21-22	22-23	20-21	21-22	22-23	

In order to protect student privacy, an asterisk (*) will be displayed for enrolled and tested counts for fewer than 4 students and for assessment results for fewer than 11 students. "N/A" will be displayed instead of a number on test results where no data is found for the specific report.

Listening Demonstrating effective communication skills									
Grade Level	% Above Standard			% At or Near Standard			% Below Standard		
	20-21	21-22	22-23	20-21	21-22	22-23	20-21	21-22	22-23

In order to protect student privacy, an asterisk (*) will be displayed for enrolled and tested counts for fewer than 4 students and for assessment results for fewer than 11 students. "N/A" will be displayed instead of a number on test results where no data is found for the specific report.

Research/Inquiry Investigating, analyzing, and presenting information									
Grade Level	% Above Standard			% At or Near Standard			% Below Standard		
	20-21	21-22	22-23	20-21	21-22	22-23	20-21	21-22	22-23

In order to protect student privacy, an asterisk (*) will be displayed for enrolled and tested counts for fewer than 4 students and for assessment results for fewer than 11 students. "N/A" will be displayed instead of a number on test results where no data is found for the specific report.

Conclusions based on this data:

- 1.

School and Student Performance Data

CAASPP Results Mathematics (All Students)

The Smarter Balanced Summative Assessments for ELA and mathematics are an annual measure of what students know and can do using the Common Core State Standards for English language arts/literacy and mathematics.

The purpose of the Smarter Balanced Summative Assessments is to assess student knowledge and skills for English language arts/literacy (ELA) and mathematics, as well as how much students have improved since the previous year. These measures help identify and address gaps in knowledge or skills early so students get the support they need for success in higher grades and for college and career readiness.

All students in grades three through eight and grade eleven take the Smarter Balanced Summative Assessments unless a student's active individualized education program (IEP) designates the California Alternate Assessments.

Visit the California Department of Education's [Smarter Balanced Assessment System](#) web page for more information.

Overall Participation for All Students												
Grade Level	# of Students Enrolled			# of Students Tested			# of Students with Scores			% of Enrolled Students Tested		
	20-21	21-22	22-23	20-21	21-22	22-23	20-21	21-22	22-23	20-21	21-22	22-23
Grade 11	*		3	0		3	0		0			100
All Grades	*		3	0		3	0		0			100

* The "% of Enrolled Students Tested" showing in this table is not the same as "Participation Rate" for federal accountability purposes.

Overall Achievement for All Students															
Grade Level	Mean Scale Score			% Standard Exceeded			% Standard Met			% Standard Nearly Met			% Standard Not Met		
	20-21	21-22	22-23	20-21	21-22	22-23	20-21	21-22	22-23	20-21	21-22	22-23	20-21	21-22	22-23
Grade 11			*			*			*			*			*
All Grades	N/A	N/A	N/A			*			*			*			*

In order to protect student privacy, an asterisk (*) will be displayed for enrolled and tested counts for fewer than 4 students and for assessment results for fewer than 11 students. "N/A" will be displayed instead of a number on test results where no data is found for the specific report.

Concepts & Procedures Applying mathematical concepts and procedures											
Grade Level	% Above Standard			% At or Near Standard			% Below Standard				
	20-21	21-22	22-23	20-21	21-22	22-23	20-21	21-22	22-23		

In order to protect student privacy, an asterisk (*) will be displayed for enrolled and tested counts for fewer than 4 students and for assessment results for fewer than 11 students. "N/A" will be displayed instead of a number on test results where no data is found for the specific report.

Problem Solving & Modeling/Data Analysis Using appropriate tools and strategies to solve real world and mathematical problems									
Grade Level	% Above Standard			% At or Near Standard			% Below Standard		
	20-21	21-22	22-23	20-21	21-22	22-23	20-21	21-22	22-23

In order to protect student privacy, an asterisk (*) will be displayed for enrolled and tested counts for fewer than 4 students and for assessment results for fewer than 11 students. "N/A" will be displayed instead of a number on test results where no data is found for the specific report.

Communicating Reasoning Demonstrating ability to support mathematical conclusions									
Grade Level	% Above Standard			% At or Near Standard			% Below Standard		
	20-21	21-22	22-23	20-21	21-22	22-23	20-21	21-22	22-23

In order to protect student privacy, an asterisk (*) will be displayed for enrolled and tested counts for fewer than 4 students and for assessment results for fewer than 11 students. "N/A" will be displayed instead of a number on test results where no data is found for the specific report.

Conclusions based on this data:

1.

School and Student Performance Data

The English Language Proficiency Assessments for California (ELPAC) system is used to determine and monitor the progress of the English language proficiency for students whose primary language is not English. The ELPAC is aligned with the 2012 California English Language Development Standards and assesses four domains: listening, speaking, reading, and writing.

Visit the California Department of Education's [English Language Proficiency Assessments for California \(ELPAC\)](https://www.cde.ca.gov/ta/tg/ela/elpac/) web page or the [ELPAC.org](https://elpac.org) website for more information about the ELPAC.

ELPAC Results

ELPAC Summative Assessment Data Number of Students and Mean Scale Scores for All Students												
Grade Level	Overall			Oral Language			Written Language			Number of Students Tested		
	20-21	21-22	22-23	20-21	21-22	22-23	20-21	21-22	22-23	20-21	21-22	22-23

In order to protect student privacy, an asterisk (*) will be displayed for enrolled and tested counts for fewer than 4 students and for assessment results for fewer than 11 students. "N/A" will be displayed instead of a number on test results where no data is found for the specific report.

Overall Language Percentage of Students at Each Performance Level for All Students															
Grade Level	Level 4			Level 3			Level 2			Level 1			Total Number of Students		
	20-21	21-22	22-23	20-21	21-22	22-23	20-21	21-22	22-23	20-21	21-22	22-23	20-21	21-22	22-23

In order to protect student privacy, an asterisk (*) will be displayed for enrolled and tested counts for fewer than 4 students and for assessment results for fewer than 11 students. "N/A" will be displayed instead of a number on test results where no data is found for the specific report.

Oral Language Percentage of Students at Each Performance Level for All Students															
Grade Level	Level 4			Level 3			Level 2			Level 1			Total Number of Students		
	20-21	21-22	22-23	20-21	21-22	22-23	20-21	21-22	22-23	20-21	21-22	22-23	20-21	21-22	22-23

In order to protect student privacy, an asterisk (*) will be displayed for enrolled and tested counts for fewer than 4 students and for assessment results for fewer than 11 students. "N/A" will be displayed instead of a number on test results where no data is found for the specific report.

Written Language Percentage of Students at Each Performance Level for All Students															
Grade Level	Level 4			Level 3			Level 2			Level 1			Total Number of Students		
	20-21	21-22	22-23	20-21	21-22	22-23	20-21	21-22	22-23	20-21	21-22	22-23	20-21	21-22	22-23

In order to protect student privacy, an asterisk (*) will be displayed for enrolled and tested counts for fewer than 4 students and for assessment results for fewer than 11 students. "N/A" will be displayed instead of a number on test results where no data is found for the specific report.

Listening Domain Percentage of Students by Domain Performance Level for All Students												
Grade Level	Well Developed			Somewhat/Moderately			Beginning			Total Number of Students		
	20-21	21-22	22-23	20-21	21-22	22-23	20-21	21-22	22-23	20-21	21-22	22-23

In order to protect student privacy, an asterisk (*) will be displayed for enrolled and tested counts for fewer than 4 students and for assessment results for fewer than 11 students. "N/A" will be displayed instead of a number on test results where no data is found for the specific report.

Speaking Domain Percentage of Students by Domain Performance Level for All Students												
Grade Level	Well Developed			Somewhat/Moderately			Beginning			Total Number of Students		
	20-21	21-22	22-23	20-21	21-22	22-23	20-21	21-22	22-23	20-21	21-22	22-23

In order to protect student privacy, an asterisk (*) will be displayed for enrolled and tested counts for fewer than 4 students and for assessment results for fewer than 11 students. "N/A" will be displayed instead of a number on test results where no data is found for the specific report.

Reading Domain Percentage of Students by Domain Performance Level for All Students												
Grade Level	Well Developed			Somewhat/Moderately			Beginning			Total Number of Students		
	20-21	21-22	22-23	20-21	21-22	22-23	20-21	21-22	22-23	20-21	21-22	22-23

In order to protect student privacy, an asterisk (*) will be displayed for enrolled and tested counts for fewer than 4 students and for assessment results for fewer than 11 students. "N/A" will be displayed instead of a number on test results where no data is found for the specific report.

Writing Domain Percentage of Students by Domain Performance Level for All Students												
Grade Level	Well Developed			Somewhat/Moderately			Beginning			Total Number of Students		
	20-21	21-22	22-23	20-21	21-22	22-23	20-21	21-22	22-23	20-21	21-22	22-23

In order to protect student privacy, an asterisk (*) will be displayed for enrolled and tested counts for fewer than 4 students and for assessment results for fewer than 11 students. "N/A" will be displayed instead of a number on test results where no data is found for the specific report.

Conclusions based on this data:

- 1.

School and Student Performance Data

California School Dashboard Student Population

The 2023 California School Dashboard provides parents and educators with meaningful information on school and district progress so they can participate in decisions to improve student learning.

The California School Dashboard goes beyond test scores alone to provide a more complete picture of how schools and districts are meeting the needs of all students. To help parents and educators identify strengths and areas for improvement, California reports how districts, schools (including alternative schools), and student groups are performing across state and local measures.

This section provides information about the school's student population.

2022-23 Student Population			
Total Enrollment	Socioeconomically Disadvantaged	English Learners	Foster Youth
4	100	0	0

Total Number of Students enrolled in Bidwell Point Continuation High School.

Students who are eligible for free or reduced priced meals; or have parents/guardians who did not receive a high school diploma.

Students who are learning to communicate effectively in English, typically requiring instruction in both the English Language and in their academic courses.

Students whose well being is the responsibility of a court.

2022-23 Enrollment for All Students/Student Group		
Student Group	Total	Percentage
English Learners	0	0
Foster Youth	0	0
Homeless	0	
Socioeconomically Disadvantaged	4	100
Students with Disabilities	1	25

Enrollment by Race/Ethnicity		
Student Group	Total	Percentage
American Indian	3	75
White	1	25

Conclusions based on this data:

1.

School and Student Performance Data

Academic Performance English Language Arts

The 2023 California School Dashboard provides parents and educators with meaningful information on school and district progress so they can participate in decisions to improve student learning.

The California School Dashboard goes beyond test scores alone to provide a more complete picture of how schools and districts are meeting the needs of all students. To help parents and educators identify strengths and areas for improvement, California reports how districts, schools (including alternative schools), and student groups are performing across state and local measures.

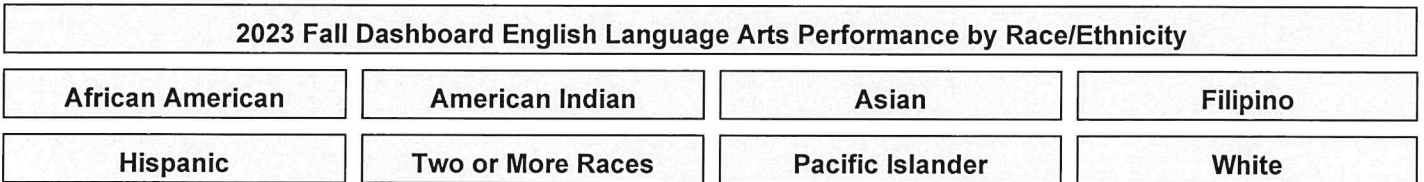
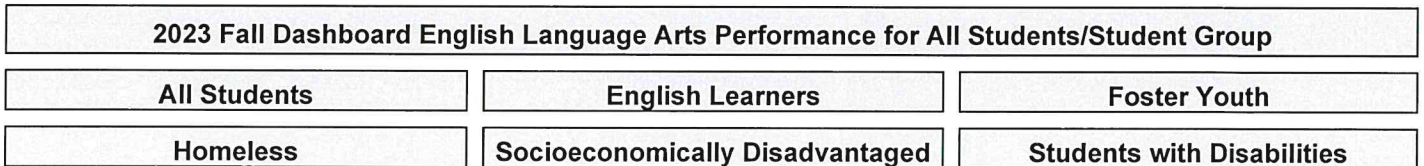
Performance on state measures, using comparable statewide data, is represented by one of five colors. The performance level (color) is not included when there are fewer than 30 students in any year. This is represented using a greyed out color dial with the words "No Performance Color."



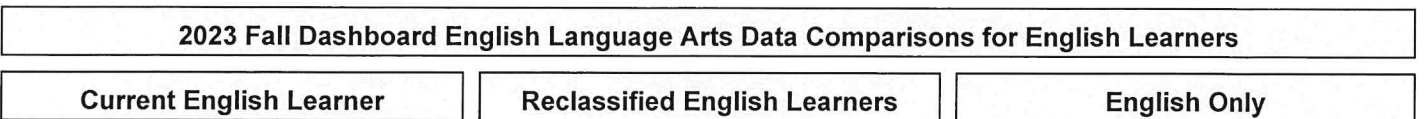
This section provides number of student groups in each level.



This section provides a view of how well students are meeting grade-level standards on the English Language Arts assessment. This measure is based on student performance on either the Smarter Balanced Summative Assessment or the California Alternate Assessment, which is taken annually by students in grades 3–8 and grade 11.



This section provides additional information on distance from standard for current English learners, prior or Reclassified English learners, and English Only students in English Language Arts.



Conclusions based on this data:

- 1.

School and Student Performance Data

Academic Performance Mathematics

The 2023 California School Dashboard provides parents and educators with meaningful information on school and district progress so they can participate in decisions to improve student learning.

The California School Dashboard goes beyond test scores alone to provide a more complete picture of how schools and districts are meeting the needs of all students. To help parents and educators identify strengths and areas for improvement, California reports how districts, schools (including alternative schools), and student groups are performing across state and local measures.

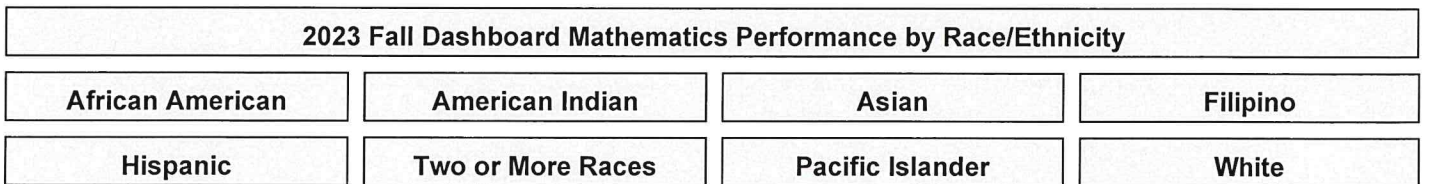
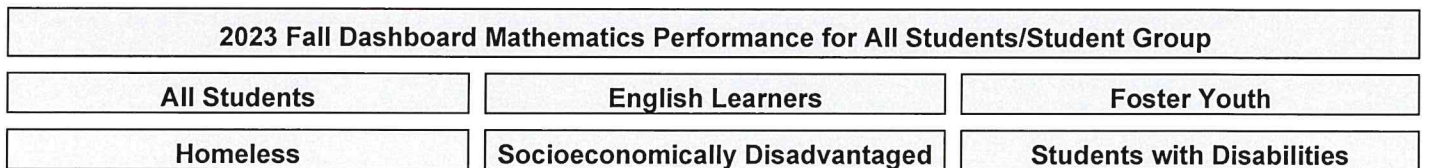
Performance on state measures, using comparable statewide data, is represented by one of five colors. The performance level (color) is not included when there are fewer than 30 students in any year. This is represented using a greyed out color dial with the words "No Performance Color."

Red Orange Yellow Green Blue
Lowest Performance Highest Performance

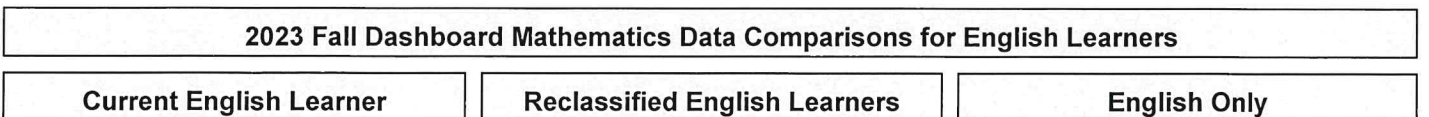
This section provides number of student groups in each level.



This section provides a view of how well students are meeting grade-level standards on the Mathematics assessment. This measure is based on student performance either on the Smarter Balanced Summative Assessment or the California Alternate Assessment, which is taken annually by students in grades 3–8 and grade 11.



This section provides additional information on distance from standard for current English learners, prior or Reclassified English learners, and English Only students in mathematics



Conclusions based on this data:

1.

School and Student Performance Data

Academic Performance English Learner Progress

The 2023 California School Dashboard provides parents and educators with meaningful information on school and district progress so they can participate in decisions to improve student learning.

The California School Dashboard goes beyond test scores alone to provide a more complete picture of how schools and districts are meeting the needs of all students. To help parents and educators identify strengths and areas for improvement, California reports how districts, schools (including alternative schools), and student groups are performing across state and local measures.

Performance on state measures, using comparable statewide data, is represented by one of five colors. The performance level (color) is not included when there are fewer than 30 students in any year. This is represented using a greyed out color dial with the words "No Performance Color."

This section provides a view of the percentage of current EL students making progress towards English language proficiency or maintaining the highest level.

2023 Fall Dashboard English Learner Progress Indicator				
<table border="1"><thead><tr><th>English Learner Progress</th></tr></thead><tbody><tr><td>making progress towards English language proficiency</td></tr><tr><td>Number of EL Students:</td></tr><tr><td>Performance Level:</td></tr></tbody></table>	English Learner Progress	making progress towards English language proficiency	Number of EL Students:	Performance Level:
English Learner Progress				
making progress towards English language proficiency				
Number of EL Students:				
Performance Level:				

This section provides a view of the percentage of current EL students who progressed at least one ELPI level, maintained ELPI level 4, maintained lower ELPI levels (i.e, levels 1, 2L, 2H, 3L, or 3H), or decreased at least one ELPI Level.

2023 Fall Dashboard Student English Language Acquisition Results			
Decreased One ELPI Level	Maintained ELPI Level 1, 2L, 2H, 3L, or 3H	Maintained ELPI Level 4	Progressed At Least One ELPI Level

Conclusions based on this data:

1.

School and Student Performance Data

Academic Performance College/Career Report

The 2023 California School Dashboard provides parents and educators with meaningful information on school and district progress so they can participate in decisions to improve student learning.

The California School Dashboard goes beyond test scores alone to provide a more complete picture of how schools and districts are meeting the needs of all students. To help parents and educators identify strengths and areas for improvement, California reports how districts, schools (including alternative schools), and student groups are performing across state and local measures.

Performance on state measures, using comparable statewide data, is represented by one of five colors. The performance level (color) is not included when there are fewer than 30 students in any year. This is represented using a greyed out color dial with the words "No Performance Color."

This section provided information on the percentage of high school graduates who are placed in the "Prepared" level on the College/Career Indicator.

Very Low
Lowest Performance
Low
Medium
High
Very High
Highest Performance

This section provides number of student groups in each level.

2023 Fall Dashboard College/Career Equity Report				
Very High	High	Medium	Low	Very Low

This section provides information about the percentage of students in kindergarten through grade 8 who are absent 10 percent or more of the instructional days they were enrolled.

2023 Fall Dashboard College/Career Report for All Students/Student Group		
All Students	English Learners	Foster Youth
Homeless	Socioeconomically Disadvantaged	Students with Disabilities

2023 Fall Dashboard College/Career Report by Race/Ethnicity			
African American	American Indian	Asian	Filipino
Hispanic	Two or More Races	Pacific Islander	White

Conclusions based on this data:

- 1.

School and Student Performance Data

Academic Engagement Chronic Absenteeism

The 2023 California School Dashboard provides parents and educators with meaningful information on school and district progress so they can participate in decisions to improve student learning.

The California School Dashboard goes beyond test scores alone to provide a more complete picture of how schools and districts are meeting the needs of all students. To help parents and educators identify strengths and areas for improvement, California reports how districts, schools (including alternative schools), and student groups are performing across state and local measures.

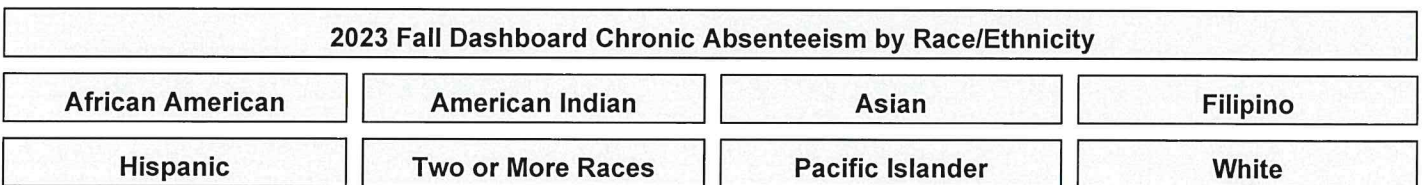
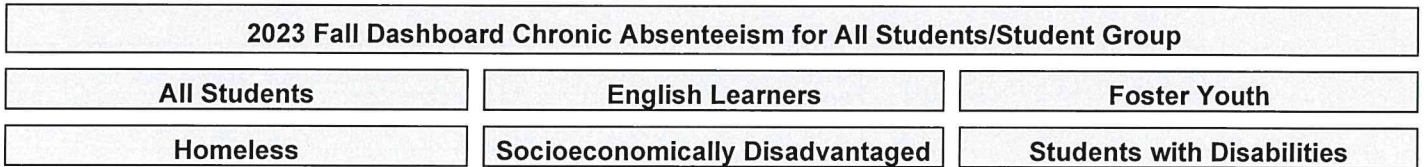
Performance on state measures, using comparable statewide data, is represented by one of five colors. The performance level (color) is not included when there are fewer than 30 students in any year. This is represented using a greyed out color dial with the words "No Performance Color."



This section provides number of student groups in each level.



This section provides information about the percentage of students in kindergarten through grade 8 who are absent 10 percent or more of the instructional days they were enrolled.



Conclusions based on this data:

1.

School and Student Performance Data

Academic Engagement Graduation Rate

The 2023 California School Dashboard provides parents and educators with meaningful information on school and district progress so they can participate in decisions to improve student learning.

The California School Dashboard goes beyond test scores alone to provide a more complete picture of how schools and districts are meeting the needs of all students. To help parents and educators identify strengths and areas for improvement, California reports how districts, schools (including alternative schools), and student groups are performing across state and local measures.

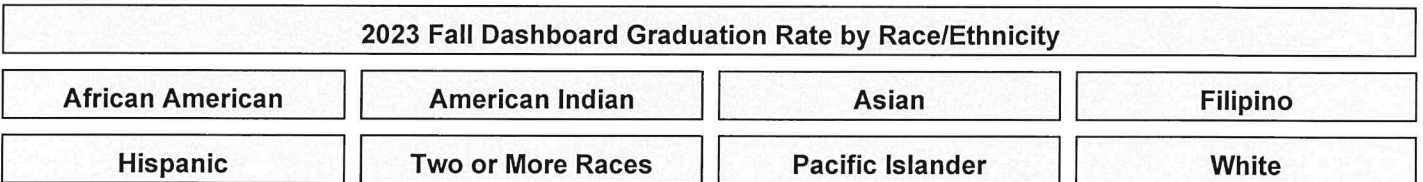
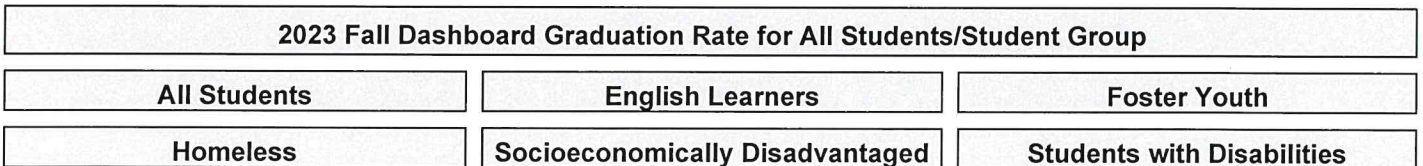
Performance on state measures, using comparable statewide data, is represented by one of five colors. The performance level (color) is not included when there are fewer than 30 students in any year. This is represented using a greyed out color dial with the words "No Performance Color."

Red Orange Yellow Green Blue
Lowest Performance Highest Performance

This section provides number of student groups in each level.



This section provides information about students completing high school, which includes students who receive a standard high school diploma.



Conclusions based on this data:

1.

School and Student Performance Data

Conditions & Climate Suspension Rate

The 2023 California School Dashboard provides parents and educators with meaningful information on school and district progress so they can participate in decisions to improve student learning.

The California School Dashboard goes beyond test scores alone to provide a more complete picture of how schools and districts are meeting the needs of all students. To help parents and educators identify strengths and areas for improvement, California reports how districts, schools (including alternative schools), and student groups are performing across state and local measures.

Performance on state measures, using comparable statewide data, is represented by one of five colors. The performance level (color) is not included when there are fewer than 30 students in any year. This is represented using a greyed out color dial with the words “No Performance Color.”

Red **Orange** **Yellow** **Green** **Blue**
Lowest Performance Highest Performance

This section provides number of student groups in each level.



This section provides information about the percentage of students in kindergarten through grade 12 who have been suspended at least once in a given school year. Students who are suspended multiple times are only counted once.

2023 Fall Dashboard Suspension Rate for All Students/Student Group		
All Students	English Learners	Foster Youth
Homeless	Socioeconomically Disadvantaged	Students with Disabilities

2023 Fall Dashboard Suspension Rate by Race/Ethnicity			
African American	American Indian	Asian	Filipino
Hispanic	Two or More Races	Pacific Islander	White

Conclusions based on this data:

- 1.

Goals, Strategies, & Proposed Expenditures

Complete a copy of the following table for each of the school's goals. Duplicate the table as needed.

Goal 1

Title and Description of School Goal

Broad statement that describes the desired result to which all strategies/activities are directed.

English Language Arts
Students will have demonstrated an increase in the ELA CAASPP scores in reading and writing from the previous school year.

LCAP Goal to which this School Goal is Aligned

LCAP goal to which this school goal is aligned.

The District aims to ensure all students improve in English Language Arts (ELA) and Math, reaching or surpassing educational standards. Intensive teaching strategies and innovative educational activities will be key, with regular, state-aligned assessments in ELA and Math to monitor progress and effectiveness. This data-driven approach is central to adapting future teaching methods, highlighting the District's commitment to academic excellence.

Identified Need

A description of any areas that need significant improvement based on a review of Dashboard and local data, including any areas of low performance and significant performance gaps among student groups on Dashboard indicators, and any steps taken to address those areas.

The District aims to ensure all students improve in English Language Arts (ELA), reaching or surpassing educational standards. Intensive teaching strategies and innovative educational activities will be key, with regular, state-aligned assessments in ELA to monitor progress and effectiveness. This data-driven approach is central to adapting future teaching methods, highlighting the District's commitment to academic excellence.

Annual Measurable Outcomes

Identify the metric(s) and/or state indicator(s) that your school will use as a means of evaluating progress toward accomplishing the goal.

Metric/Indicator	Baseline/Actual Outcome	Expected Outcome
Percent of students in grades 3-8 and 11 who meet or exceed standards in ELA. Data source: California Assessment of Student Performance and Progress (CAASPP)	34.78% of All 22.58% of Socioeconomically Disadvantaged	34.78% of All 22.58% of Socioeconomically Disadvantaged By 2026-2027
Percent of students performing at or above grade level on ELA local assessment. Data source: iReady Diagnostic Assessment	26% of All 32% of Grades 1-4 30% of Grades 5-8 8% of Grades 9-12	35% of All

Strategies/Activities

Complete the Strategy/Activity Table with each of your school's strategies/activities. Add additional rows as necessary.

Strategy/Activity #	Description	Students to be Served	Proposed Expenditures
1.1	The District is committed to administering the iReady diagnostic assessment at least three times annually. This is aimed at supplying educators and families with crucial data which is essential for	All Students	

	informed instruction. Ultimately, this contributes to the attainment of the goal for Progression and Achievement in English Language Arts and Mathematics for all students.		
1.2	A structured framework of support systems, including tiered intervention strategies, has been established as part of the Multi-Tiered System of Supports (MTSS) implementation. The purpose of this action is to foster progress and achievement in English Language Arts and Mathematics, as well as teaching the whole child for all students.	All Students	

Annual Review

SPSA Year Reviewed: 2023-24

Respond to the following prompts relative to this goal. If the school is in the first year of implementing the goal, an analysis is not required, and this section may be left blank and completed at the end of the year after the plan has been executed.

Analysis

Describe the overall implementation and effectiveness of the strategies/activities to achieve the articulated goal.

N/A

Describe any major differences between the intended implementation and/or the budgeted expenditures to implement the strategies/activities to meet the articulated goal.

N/A

Describe any changes that will be made to this goal, the annual outcomes, metrics, or strategies/activities to achieve this goal as a result of this analysis. Identify where those changes can be found in the SPSA.

N/A

Goals, Strategies, & Proposed Expenditures

Complete a copy of the following table for each of the school's goals. Duplicate the table as needed.

Goal 2

Title and Description of School Goal

Broad statement that describes the desired result to which all strategies/activities are directed.

Mathematics
Students will have demonstrated an increase on CAASPP Mathematics test scores.

LCAP Goal to which this School Goal is Aligned

LCAP goal to which this school goal is aligned.

The District aims to ensure all students improve in English Language Arts (ELA) and Math, reaching or surpassing educational standards. Intensive teaching strategies and innovative educational activities will be key, with regular, state-aligned assessments in ELA and Math to monitor progress and effectiveness. This data-driven approach is central to adapting future teaching methods, highlighting the District's commitment to academic excellence.

Identified Need

A description of any areas that need significant improvement based on a review of Dashboard and local data, including any areas of low performance and significant performance gaps among student groups on Dashboard indicators, and any steps taken to address those areas.

The CA School Dashboard highlighted a pressing need for enhancements in numeracy among students in the District. This was particularly noted among socioeconomically disadvantaged students who were significantly below the standard in Mathematics, as per the CAASPP test results. In light of these performance deficits, the District has set a goal to boost students' proficiency in mathematics, giving special attention to socioeconomically disadvantaged students.

Annual Measurable Outcomes

Identify the metric(s) and/or state indicator(s) that your school will use as a means of evaluating progress toward accomplishing the goal.

Metric/Indicator	Baseline/Actual Outcome	Expected Outcome
Percent of students in grades 3-8 and 11 who meet or exceed standards in Math. Data source: CAASPP	40.48% of All 25% of Socioeconomically Disadvantaged	45% of All 30% of Socioeconomically Disadvantaged
Percent of students performing at or above grade level on Math local assessment. Data source: iReady Diagnostic Assessment	27% of All 32% of Grades 1-4 29% of Grades 5-8 17% of Grades 9-12	35% of All

Strategies/Activities

Complete the Strategy/Activity Table with each of your school's strategies/activities. Add additional rows as necessary.

Strategy/Activity #	Description	Students to be Served	Proposed Expenditures
2.1	The District is committed to administering the iReady diagnostic assessment at least three times annually. This is aimed at supplying educators and families with crucial data which is essential for informed instruction. Ultimately, this contributes to the attainment of the goal for Progression and	All students	

	Achievement in English Language Arts and Mathematics for all students.		
2.2	A structured framework of support systems, including tiered intervention strategies, has been established as part of the Multi-Tiered System of Supports (MTSS) implementation. The purpose of this action is to foster progress and achievement in English Language Arts and Mathematics, as well as teaching the whole child for all students.	All students	

Annual Review

SPSA Year Reviewed: 2023-24

Respond to the following prompts relative to this goal. If the school is in the first year of implementing the goal, an analysis is not required, and this section may be left blank and completed at the end of the year after the plan has been executed.

Analysis

Describe the overall implementation and effectiveness of the strategies/activities to achieve the articulated goal.

N/A

Describe any major differences between the intended implementation and/or the budgeted expenditures to implement the strategies/activities to meet the articulated goal.

N/A

Describe any changes that will be made to this goal, the annual outcomes, metrics, or strategies/activities to achieve this goal as a result of this analysis. Identify where those changes can be found in the SPSA.

N/A

Goals, Strategies, & Proposed Expenditures

Complete a copy of the following table for each of the school's goals. Duplicate the table as needed.

Goal 3

Title and Description of School Goal

Broad statement that describes the desired result to which all strategies/activities are directed.

School Attendance

Bid Well Point will increase attendance and reduce chronic absenteeism while improving the culture of the district.

LCAP Goal to which this School Goal is Aligned

LCAP goal to which this school goal is aligned.

The District aims to enhance school climate and culture, alongside boosting student attendance and parent involvement for the upcoming academic year. Strategic initiatives will address each campus's specific challenges, with an emphasis on personalized attendance management and engagement strategies. Evaluation will involve school climate surveys, attendance records, and monitoring parental participation in school activities and digital platforms.

Identified Need

A description of any areas that need significant improvement based on a review of Dashboard and local data, including any areas of low performance and significant performance gaps among student groups on Dashboard indicators, and any steps taken to address those areas.

The overarching challenge faced by the school district is rooted in a deficiency of parent involvement and chronic absenteeism. A disconnect felt by parents from the educational institutions, coupled with delayed transmission of school-related data, is a significant contributing factor to the absence of parental participation. Chronic absenteeism is distressingly widespread, as demonstrated by the Dashboard, which reflects that nearly half of the student body remain consistently absent. This, in turn, negatively impacts both student engagement and the school climate, as deduced from the results of the California Healthy Kids Survey.

Annual Measurable Outcomes

Identify the metric(s) and/or state indicator(s) that your school will use as a means of evaluating progress toward accomplishing the goal.

Metric/Indicator	Baseline/Actual Outcome	Expected Outcome
Chronic Absenteeism Rate. Data Source: CA School Dashboard.	Dashboard indicates that 48.8% of our students are chronically absent.	Reduce the LEA's chronic absenteeism rate to 30%.
Percent of parent participation of school climate survey. Data source: CA Healthy Kids Survey	0% of parents participated in the school climate survey.	20% of parents will complete the school climate survey.

Strategies/Activities

Complete the Strategy/Activity Table with each of your school's strategies/activities. Add additional rows as necessary.

Strategy/Activity #	Description	Students to be Served	Proposed Expenditures
3.1	The District is responsible for establishing uniform behavioral expectations across all grade levels. An affirmative approach will be employed to reward student behavior, which in return, is projected to nurture a positive school culture. This initiative is part of the District's strategic efforts to improve the school environment, increase student attendance, and encourage parental participation.	All students	

3.2	The District utilizes ParentSquare, an educational communication platform, to embody its dedication to improving school environment, student attendance, and parental engagement effectively. Essential school information is shared promptly and transparently with parents, maintaining consistent communication. This approach provides parents with the relevant details they need to actively participate in their children's academic journey.	All students	
3.3	Public access to the school board's policies through the District's website has been made easier. Efforts have been made to encourage family and community awareness and involvement within the Local Education Agency.	All students	

Annual Review

SPSA Year Reviewed: 2023-24

Respond to the following prompts relative to this goal. If the school is in the first year of implementing the goal, an analysis is not required, and this section may be left blank and completed at the end of the year after the plan has been executed.

Analysis

Describe the overall implementation and effectiveness of the strategies/activities to achieve the articulated goal.

N/A

Describe any major differences between the intended implementation and/or the budgeted expenditures to implement the strategies/activities to meet the articulated goal.

N/A

Describe any changes that will be made to this goal, the annual outcomes, metrics, or strategies/activities to achieve this goal as a result of this analysis. Identify where those changes can be found in the SPSA.

N/A

Goals, Strategies, & Proposed Expenditures

Complete a copy of the following table for each of the school's goals. Duplicate the table as needed.

Goal 4

Title and Description of School Goal

Broad statement that describes the desired result to which all strategies/activities are directed.

LCAP Goal to which this School Goal is Aligned

LCAP goal to which this school goal is aligned.

Identified Need

A description of any areas that need significant improvement based on a review of Dashboard and local data, including any areas of low performance and significant performance gaps among student groups on Dashboard indicators, and any steps taken to address those areas.

Annual Measurable Outcomes

Identify the metric(s) and/or state indicator(s) that your school will use as a means of evaluating progress toward accomplishing the goal.

Metric/Indicator	Baseline/Actual Outcome	Expected Outcome

Strategies/Activities

Complete the Strategy/Activity Table with each of your school's strategies/activities. Add additional rows as necessary.

Strategy/Activity #	Description	Students to be Served	Proposed Expenditures

Annual Review

SPSA Year Reviewed: 2023-24

Respond to the following prompts relative to this goal. If the school is in the first year of implementing the goal, an analysis is not required, and this section may be left blank and completed at the end of the year after the plan has been executed.

Analysis

Describe the overall implementation and effectiveness of the strategies/activities to achieve the articulated goal.

Describe any major differences between the intended implementation and/or the budgeted expenditures to implement the strategies/activities to meet the articulated goal.

Describe any changes that will be made to this goal, the annual outcomes, metrics, or strategies/activities to achieve this goal as a result of this analysis. Identify where those changes can be found in the SPSA.



Goals, Strategies, & Proposed Expenditures

Complete a copy of the following table for each of the school's goals. Duplicate the table as needed.

Goal 5

Title and Description of School Goal

Broad statement that describes the desired result to which all strategies/activities are directed.

LCAP Goal to which this School Goal is Aligned

LCAP goal to which this school goal is aligned.

Identified Need

A description of any areas that need significant improvement based on a review of Dashboard and local data, including any areas of low performance and significant performance gaps among student groups on Dashboard indicators, and any steps taken to address those areas.

Annual Measurable Outcomes

Identify the metric(s) and/or state indicator(s) that your school will use as a means of evaluating progress toward accomplishing the goal.

Metric/Indicator	Baseline/Actual Outcome	Expected Outcome

Strategies/Activities

Complete the Strategy/Activity Table with each of your school's strategies/activities. Add additional rows as necessary.

Strategy/Activity #	Description	Students to be Served	Proposed Expenditures

Annual Review

SPSA Year Reviewed: 2023-24

Respond to the following prompts relative to this goal. If the school is in the first year of implementing the goal, an analysis is not required, and this section may be left blank and completed at the end of the year after the plan has been executed.

Analysis

Describe the overall implementation and effectiveness of the strategies/activities to achieve the articulated goal.

Describe any major differences between the intended implementation and/or the budgeted expenditures to implement the strategies/activities to meet the articulated goal.

Describe any changes that will be made to this goal, the annual outcomes, metrics, or strategies/activities to achieve this goal as a result of this analysis. Identify where those changes can be found in the SPSA.



Budget Summary

Complete the Budget Summary Table below. Schools may include additional information, and adjust the table as needed. The Budget Summary is required for schools funded through the Consolidated Application (ConApp).

Budget Summary

DESCRIPTION	AMOUNT
Total Funds Provided to the School Through the Consolidated Application	\$
Total Funds Budgeted for Strategies to Meet the Goals in the SPSA	\$
Total Federal Funds Provided to the School from the LEA for CSI	\$

Other Federal, State, and Local Funds

List the additional Federal programs that the school includes in the schoolwide program. Adjust the table as needed.

Note: If the school is not operating a Title I schoolwide program, this section is not applicable and may be deleted.

Federal Programs	Allocation (\$)

Subtotal of additional federal funds included for this school: \$

List the State and local programs that the school is including in the schoolwide program. Duplicate the table as needed.

State or Local Programs	Allocation (\$)

Subtotal of state or local funds included for this school: \$

Total of federal, state, and/or local funds for this school: \$

Budgeted Funds and Expenditures in this Plan

The tables below are provided to help the school track expenditures as they relate to funds budgeted to the school.

Funds Budgeted to the School by Funding Source

Funding Source	Amount	Balance
----------------	--------	---------

Expenditures by Funding Source

Funding Source	Amount
----------------	--------

Expenditures by Budget Reference

Budget Reference	Amount
------------------	--------

Expenditures by Budget Reference and Funding Source

Budget Reference	Funding Source	Amount
------------------	----------------	--------

Expenditures by Goal

Goal Number	Total Expenditures
-------------	--------------------

School Site Council Membership

California Education Code describes the required composition of the School Site Council (SSC). The SSC shall be composed of the principal and representatives of: teachers selected by teachers at the school; other school personnel selected by other school personnel at the school; parents of pupils attending the school selected by such parents; and, in secondary schools, pupils selected by pupils attending the school. The current make-up of the SSC is as follows:

- 1 School Principal
- 3 Classroom Teachers
- 1 Other School Staff
- 4 Parent or Community Members
- 1 Secondary Students

Name of Members	Role
Emily Pendell	Principal
Donna Wilson	Classroom Teacher
Dallan Tucker	Classroom Teacher
Karen Close	Classroom Teacher
Georgia Criner	Other School Staff
Kathy Landini	Parent or Community Member
Cathie Bodeker	Parent or Community Member
Melissa Davis	Parent or Community Member
Daniel Reagan	Parent or Community Member
Kaleb Reagan	Secondary Student

At elementary schools, the school site council must be constituted to ensure parity between (a) the principal, classroom teachers, and other school personnel, and (b) parents of students attending the school or other community members. Classroom teachers must comprise a majority of persons represented under section (a). At secondary schools there must be, in addition, equal numbers of parents or other community members selected by parents, and students. Members must be selected by their peer group.

Recommendations and Assurances

The School Site Council (SSC) recommends this school plan and proposed expenditures to the district governing board for approval and assures the board of the following:

The SSC is correctly constituted and was formed in accordance with district governing board policy and state law.

The SSC reviewed its responsibilities under state law and district governing board policies, including those board policies relating to material changes in the School Plan for Student Achievement (SPSA) requiring board approval.

The SSC sought and considered all recommendations from the following groups or committees before adopting this plan:

Signature

Committee or Advisory Group Name

The SSC reviewed the content requirements for school plans of programs included in this SPSA and believes all such content requirements have been met, including those found in district governing board policies and in the local educational agency plan.

This SPSA is based on a thorough analysis of student academic performance. The actions proposed herein form a sound, comprehensive, coordinated plan to reach stated school goals to improve student academic performance.

This SPSA was adopted by the SSC at a public meeting on 7/25/24.

Attested:



Principal, Emily Pendell on 7/25/24



SSC Chairperson, Kathy Landini on 7/25/24

Kathy Landini (Jul 25, 2024 10:55 PDT)

Instructions

The School Plan for Student Achievement (SPSA) is a strategic plan that maximizes the resources available to the school while minimizing duplication of effort with the ultimate goal of increasing student achievement. SPSA development should be aligned with and inform the Local Control and Accountability Plan (LCAP) process.

This SPSA template consolidates all school-level planning efforts into one plan for programs funded through the Consolidated Application (ConApp) pursuant to California *Education Code (EC)* Section 64001 and the Elementary and Secondary Education Act (ESEA) as amended by the Every Student Succeeds Act (ESSA). This template is designed to meet schoolwide program planning requirements.

California's ESSA State Plan supports the state's approach to improving student group performance through the utilization of federal resources. Schools use the SPSA to document their approach to maximizing the impact of federal investments in support of underserved students. The implementation of ESSA in California presents an opportunity for schools to innovate with their federally-funded programs and align them with the priority goals of the school and the local educational agency (LEA) that are being realized under the state's Local Control Funding Formula (LCFF).

The LCFF provides schools and LEAs flexibility to design programs and provide services that meet the needs of students in order to achieve readiness for college, career, and lifelong learning. The SPSA planning process supports continuous cycles of action, reflection, and improvement. Consistent with *EC* 64001(g)(1), the Schoolsite Council (SSC) is required to develop and annually review the SPSA, establish an annual budget, and make modifications to the plan that reflect changing needs and priorities, as applicable.

For questions related to specific sections of the template, please see instructions below.

Instructions: Table of Contents

- Plan Description
- Educational Partner Involvement
- Comprehensive Needs Assessment
- Goals, Strategies/Activities, and Expenditures
- Annual Review
- Budget Summary
- Appendix A: Plan Requirements for Title I Schoolwide Programs
- Appendix B: Select State and Federal Programs

For additional questions or technical assistance related to LEA and school planning, please contact the CDE's Local Agency Systems Support Office, at LCFF@cde.ca.gov.

For programmatic or policy questions regarding Title I schoolwide planning, please contact the LEA, or the CDE's Title I Policy and Program Guidance Office at TITLEI@cde.ca.gov.

Plan Description

Briefly describe the school's plan to effectively meet the ESSA requirements in alignment with the LCAP and other federal, state, and local programs.

Additional CSI Planning Requirements:

Schools eligible for CSI must briefly describe the purpose of this plan by stating that this plan will be used to meet federal CSI planning requirements.

Additional ATSI Planning Requirements:

Schools eligible for ATSI must briefly describe the purpose of this plan by stating that this plan will be used to meet federal ATSI planning requirements.

Educational Partner Involvement

Meaningful involvement of parents, students, and other stakeholders is critical to the development of the SPSA and the budget process. Within California, these stakeholders are referred to as educational partners. Schools must share the SPSA with school site-level advisory groups, as applicable (e.g., English Learner Advisory committee, student advisory groups, tribes and tribal organizations present in the community, as appropriate, etc.) and seek input from these advisory groups in the development of the SPSA.

The Educational Partner Engagement process is an ongoing, annual process. Describe the process used to involve advisory committees, parents, students, school faculty and staff, and the community in the development of the SPSA and the annual review and update.

Additional CSI Planning Requirements:

When completing this section for CSI, the LEA must partner with the school and its educational partners in the development and implementation of this plan.

Additional ATSI Planning Requirements:

This section meets the requirements for ATSI.

Resource Inequities

This section is required for all schools eligible for ATSI and CSI.

Additional CSI Planning Requirements:

- Schools eligible for CSI must identify resource inequities, which may include a review of LEA- and school-level budgeting as a part of the required school-level needs assessment.
- Identified resource inequities must be addressed through implementation of the CSI plan.
- Briefly identify and describe any resource inequities identified as a result of the required school-level needs assessment and summarize how the identified resource inequities are addressed in the SPSA.

Additional ATSI Planning Requirements:

- Schools eligible for ATSI must identify resource inequities, which may include a review of LEA- and school-level budgeting as a part of the required school-level needs assessment.
- Identified resource inequities must be addressed through implementation of the ATSI plan.
- Briefly identify and describe any resource inequities identified as a result of the required school-level needs assessment and summarize how the identified resource inequities are addressed in the SPSA.

Comprehensive Needs Assessment

Referring to the California School Dashboard (Dashboard), identify: (a) any state indicator for which overall performance was in the “Red” or “Orange” performance category AND (b) any state indicator for which performance for any student group was two or more performance levels below the “all student” performance. In addition to Dashboard data, other needs may be identified using locally collected data developed by the LEA to measure pupil outcomes.

SWP Planning Requirements:

When completing this section for SWP, the school shall describe the steps it is planning to take to address these areas of low performance and performance gaps to improve student outcomes.

Completing this section fully addresses all SWP relevant federal planning requirements.

CSI Planning Requirements:

When completing this section for CSI, the LEA shall describe the steps the LEA will take to address the areas of low performance, low graduation rate, and/or performance gaps for the school to improve student outcomes.

Completing this section fully addresses all relevant federal planning requirements for CSI.

ATSI Planning Requirements:

Completing this section fully addresses all relevant federal planning requirements for ATSI.

Goals, Strategies/Activities, and Expenditures

In this section, a school provides a description of the annual goals to be achieved by the school. This section also includes descriptions of the specific planned strategies/activities a school will take to meet the identified goals, and a description of the expenditures required to implement the specific strategies and activities.

Additional CSI Planning Requirements:

When completing this section to meet federal planning requirements for CSI, improvement goals must also align with the goals, actions, and services in the LEA's LCAP.

Additional ATSI Planning Requirements:

When completing this section to meet federal planning requirements for ATSI, improvement goals must also align with the goals, actions, and services in the LEA's LCAP.

Goal

Well-developed goals will clearly communicate to educational partners what the school plans to accomplish, what the school plans to do in order to accomplish the goal, and how the school will know when it has accomplished the goal. A goal should be specific enough to be measurable in either quantitative or qualitative terms. Schools should assess the performance of their student groups when developing goals and the related strategies/activities to achieve such goals. SPSA goals should align to the goals and actions in the LEA's LCAP.

A goal is a broad statement that describes the desired result to which all strategies/activities are directed. A goal answers the question: What is the school seeking to achieve?

It can be helpful to use a framework for writing goals such the S.M.A.R.T. approach.

A S.M.A.R.T. goal is:

- **Specific,**
- **Measurable,**
- **Achievable,**
- **Realistic, and**
- **Time-bound.**

A level of specificity is needed in order to measure performance relative to the goal as well as to assess whether it is reasonably achievable. Including time constraints, such as milestone dates, ensures a realistic approach that supports student success.

A school may number the goals using the "Goal #" for ease of reference.

Additional CSI Planning Requirements:

Completing this section as described above fully addresses all relevant federal CSI planning requirements.

Additional ATSI Planning Requirements:

Completing this section as described above fully addresses all relevant federal ATSI planning requirements.

Identified Need

Describe the basis for establishing the goal. The goal should be based upon an analysis of verifiable state data, including local and state indicator data from the Dashboard and data from the School Accountability Report Card, including local data voluntarily collected by districts to measure pupil achievement.

Additional CSI Planning Requirements:

Completing this section as described above fully addresses all relevant federal CSI planning requirements.

Additional ATSI Planning Requirements:

Completing this section as described above fully addresses all relevant federal ATSI planning requirements.

Annual Measurable Outcomes

Identify the metric(s) and/or state indicator(s) that the school will use as a means of evaluating progress toward accomplishing the goal. A school may identify metrics for specific student groups. Include in the

baseline column the most recent data associated with the metric or indicator available at the time of adoption of the SPSA. The most recent data associated with a metric or indicator includes data reported in the annual update of the SPSA. In the subsequent Expected Outcome column, identify the progress the school intends to make in the coming year.

Additional CSI Planning Requirements:

When completing this section for CSI, the school must include school-level metrics related to the metrics that led to the school's eligibility for CSI.

Additional ATSI Planning Requirements:

Completing this section as described above fully addresses all relevant federal ATSI planning requirements.

Strategies/Activities Table

Describe the strategies and activities being provided to meet the goal.

Complete the table as follows:

- **Strategy/Activity #:** Number the strategy/activity using the "Strategy/Activity #" for ease of reference.
- **Description:** Describe the strategy/activity.
- **Students to be Served:** Identify in the Strategy/Activity Table either All Students or one or more specific student groups that will benefit from the strategies and activities. ESSA Section 1111(c)(2) requires the schoolwide plan to identify either "All Students" or one or more specific student groups, including socioeconomically disadvantaged students, students from major racial and ethnic groups, students with disabilities, and English learners.
- **Proposed Expenditures:** List the amount(s) for the proposed expenditures. Proposed expenditures that are included more than once in a SPSA should be indicated as a duplicated expenditure and include a reference to the goal and strategy/activity where the expenditure first appears in the SPSA. Pursuant to *EC* Section 64001(g)(3)(C), proposed expenditures, based on the projected resource allocation from the governing board or governing body of the LEA, to address the findings of the needs assessment consistent with the state priorities including identifying resource inequities which may include a review of the LEA's budgeting, its LCAP, and school-level budgeting, if applicable.
- **Funding Sources:** List the funding source(s) for the proposed expenditures. Specify the funding source(s) using one or more of the following: LCFF, Federal (if Federal, identify the Title and Part, as applicable), Other State, and/or Local.

Planned strategies/activities address the findings of the comprehensive needs assessment consistent with state priorities and resource inequities, which may have been identified through a review of the LEA's budgeting, its LCAP, and school-level budgeting, if applicable.

Additional CSI Planning Requirements:

- When completing this section for CSI, this plan must include evidence-based interventions and align to the goals, actions, and services in the LEA's LCAP.
- When completing this section for CSI, this plan must address through implementation, identified resource inequities, which may have been identified through a review of LEA- and school-level budgeting.

Note: Federal school improvement funds for CSI shall not be used in schools identified for TSI or ATSI. In addition, funds for CSI shall not be used to hire additional permanent staff.

Additional ATSI Planning Requirements:

- When completing this section for ATSI, this plan must include evidence-based interventions and align with the goals, actions, and services in the LEA's LCAP.

- When completing this section for ATSI, this plan must address through implementation, identified resource inequities, which may have been identified through a review of LEA- and school-level budgeting.
- When completing this section for ATSI, at a minimum, the student groups to be served shall include the student groups that are consistently underperforming, for which the school received the ATSI designation.

Note: Federal school improvement funds for CSI shall not be used in schools identified for ATSI. Schools eligible for ATSI do not receive funding but are required to include evidence-based interventions and align with the goals, actions, and services in the LEA's LCAP.

Annual Review

In the following Goal Analysis prompts, identify any material differences between what was planned and what actually occurred as well as significant changes in strategies/activities and/or expenditures from the prior year. This annual review and analysis should be the basis for decision-making and updates to the plan.

Goal Analysis

Using actual outcome data, including state indicator data from the Dashboard, analyze whether the planned strategies/activities were effective in achieving the goal. Respond to the prompts as instructed. Respond to the following prompts relative to this goal.

- Describe the overall implementation and effectiveness of the strategies/activities to achieve the articulated goal.
- Briefly describe any major differences between the intended implementation and/or material difference between the budgeted expenditures to implement the strategies/activities to meet the articulated goal.
- Describe any changes that will be made to the goal, expected annual measurable outcomes, metrics/indicators, or strategies/activities to achieve this goal as a result of this analysis and analysis of the data provided in the Dashboard, as applicable. Identify where those changes can be found in the SPSA.

Note: *If the school is in the first year of implementing the goal, the Annual Review section is not required and this section may be left blank and completed at the end of the year after the plan has been executed.*

Additional CSI Planning Requirements:

- When completing this section for CSI, any changes made to the goals, annual measurable outcomes, metrics/indicators, or strategies/activities, shall meet the federal CSI planning requirements.
- CSI planning requirements are listed under each section of the Instructions. For example, as a result of the Annual Review and Update, if changes are made to a goal(s), see the Goal section for CSI planning requirements.

Additional ATSI Planning Requirements:

- When completing this section for ATSI, any changes made to the goals, annual measurable outcomes, metrics/indicators, or strategies/activities, shall meet the federal ATSI planning requirements.
- ATSI planning requirements are listed under each section of the Instructions. For example, as a result of the Annual Review and Update, if changes are made to a goal(s), see the Goal section for ATSI planning requirements.

Budget Summary

In this section, a school provides a brief summary of the funding allocated to the school through the ConApp and/or other funding sources as well as the total amount of funds for proposed expenditures described in the SPSA. The Budget Summary is required for schools funded through the ConApp.

Note: If the school is not operating a Title I schoolwide program, this section is not applicable and may be deleted.

Additional CSI Planning Requirements:

- From its total allocation for CSI, the LEA may distribute funds across its schools that are eligible for CSI to support implementation of this plan. In addition, the LEA may retain a portion of its total allocation to support LEA-level expenditures that are directly related to serving schools eligible for CSI.

Note: CSI funds may not be expended at or on behalf of schools not eligible for CSI.

Additional ATSI Planning Requirements:

Note: Federal funds for CSI shall not be used in schools eligible for ATSI.

Budget Summary Table

A school receiving funds allocated through the ConApp should complete the Budget Summary Table as follows:

- **Total Funds Provided to the School Through the ConApp:** This amount is the total amount of funding provided to the school through the ConApp for the school year. The school year means the fiscal year for which a SPSA is adopted or updated.
- **Total Funds Budgeted for Strategies to Meet the Goals in the SPSA:** This amount is the total of the proposed expenditures from all sources of funds associated with the strategies/activities reflected in the SPSA. To the extent strategies/activities and/or proposed expenditures are listed in the SPSA under more than one goal, the expenditures should be counted only once.

A school receiving funds from its LEA for CSI should complete the Budget Summary Table as follows:

- **Total Federal Funds Provided to the School from the LEA for CSI:** This amount is the total amount of funding provided to the school from the LEA for the purpose of developing and implementing the CSI plan for the school year set forth in the CSI LEA Application for which funds were received.

Appendix A: Plan Requirements

Schoolwide Program Requirements

This School Plan for Student Achievement (SPSA) template meets the requirements of a schoolwide program plan. The requirements below are for planning reference.

A school that operates a schoolwide program and receives funds allocated through the ConApp is required to develop a SPSA. The SPSA, including proposed expenditures of funds allocated to the school through the ConApp, must be reviewed annually and updated by the Schoolsite Council (SSC). The content of a SPSA must be aligned with school goals for improving student achievement.

Requirements for Development of the Plan

- I. The development of the SPSA shall include both of the following actions:
 - A. Administration of a comprehensive needs assessment that forms the basis of the school's goals contained in the SPSA.
 1. The comprehensive needs assessment of the entire school shall:
 - a. Include an analysis of verifiable state data, consistent with all state priorities as noted in Sections 52060 and 52066, and informed by all indicators described in Section 1111(c)(4)(B) of the federal Every Student Succeeds Act, including pupil performance against state-determined long-term goals. The school may include data voluntarily developed by districts to measure pupil outcomes (described in the Identified Need).
 - b. Be based on academic achievement information about all students in the school, including all groups under §200.13(b)(7) and migratory children as defined in section 1309(2) of the ESEA, relative to the State's academic standards under §200.1 to:
 - i. Help the school understand the subjects and skills for which teaching and learning need to be improved.
 - ii. Identify the specific academic needs of students and groups of students who are not yet achieving the State's academic standards.
 - iii. Assess the needs of the school relative to each of the components of the schoolwide program under §200.28.
 - iv. Develop the comprehensive needs assessment with the participation of individuals who will carry out the schoolwide program plan.
 - v. Document how it conducted the needs assessment, the results it obtained, and the conclusions it drew from those results.
 - B. Identification of the process for evaluating and monitoring the implementation of the SPSA and progress towards accomplishing the goals set forth in the SPSA (described in the Expected Annual Measurable Outcomes and Annual Review and Update).

Requirements for the Plan

- II. The SPSA shall include the following:
 - A. Goals set to improve pupil outcomes, including addressing the needs of student groups as identified through the needs assessment.
 - B. Evidence-based strategies, actions, or services (described in Strategies and Activities)

1. A description of the strategies that the school will be implementing to address school needs, including a description of how such strategies will:
 - a. Provide opportunities for all children including each of the subgroups of students to meet the challenging state academic standards
 - b. Use methods and instructional strategies that:
 - i. Strengthen the academic program in the school,
 - ii. Increase the amount and quality of learning time, and
 - iii. Provide an enriched and accelerated curriculum, which may include programs, activities, and courses necessary to provide a well-rounded education.
 - c. Address the needs of all children in the school, but particularly the needs of those at risk of not meeting the challenging State academic standards, so that all students demonstrate at least proficiency on the State's academic standards through activities which may include:
 - i. Strategies to improve students' skills outside the academic subject areas;
 - ii. Preparation for and awareness of opportunities for postsecondary education and the workforce;
 - iii. Implementation of a schoolwide tiered model to prevent and address problem behavior;
 - iv. Professional development and other activities for teachers, paraprofessionals, and other school personnel to improve instruction and use of data; and
 - v. Strategies for assisting preschool children in the transition from early childhood education programs to local elementary school programs.
- C. Proposed expenditures, based on the projected resource allocation from the governing board or body of the LEA (may include funds allocated via the ConApp, federal funds, and any other state or local funds allocated to the school), to address the findings of the needs assessment consistent with the state priorities, including identifying resource inequities, which may include a review of the LEAs budgeting, it's LCAP, and school-level budgeting, if applicable (described in Proposed Expenditures and Budget Summary). Employees of the schoolwide program may be deemed funded by a single cost objective.
- D. A description of how the school will determine if school needs have been met (described in the Expected Annual Measurable Outcomes and the Annual Review and Update).
 1. Annually evaluate the implementation of, and results achieved by, the schoolwide program, using data from the State's annual assessments and other indicators of academic achievement;
 2. Determine whether the schoolwide program has been effective in increasing the achievement of students in meeting the State's academic standards, particularly for those students who had been furthest from achieving the standards; and
 3. Revise the plan, as necessary, based on the results of the evaluation, to ensure continuous improvement of students in the schoolwide program.

- E. A description of how the school will ensure parental involvement in the planning, review, and improvement of the schoolwide program plan (described in Educational Partner Involvement and/or Strategies/Activities).
- F. A description of the activities the school will include to ensure that students who experience difficulty attaining proficient or advanced levels of academic achievement standards will be provided with effective, timely additional support, including measures to:
 - 1. Ensure that those students' difficulties are identified on a timely basis; and
 - 2. Provide sufficient information on which to base effective assistance to those students.
- G. For an elementary school, a description of how the school will assist preschool students in the successful transition from early childhood programs to the school.
- H. A description of how the school will use resources to carry out these components (described in the Proposed Expenditures for Strategies/Activities).
- I. A description of any other activities and objectives as established by the SSC (described in the Strategies/Activities).

Authority Cited: Title 34 of the *Code of Federal Regulations (34 CFR)*, sections 200.25-26, and 200.29, and sections-1114(b)(7)(A)(i)-(iii) and 1118(b) of the ESEA. *EC* sections 64001 et. seq.

Appendix B: Plan Requirements for School to CSI/ATSI Planning Requirements

For questions or technical assistance related to meeting federal school improvement planning requirements, please contact the CDE's School Improvement and Support Office at SISO@cde.ca.gov.

Comprehensive Support and Improvement

The LEA shall partner with educational partners (including principals and other school leaders, teachers, and parents) to locally develop and implement the CSI plan for the school to improve student outcomes, and specifically address the metrics that led to eligibility for CSI (Educational Partner Involvement).

The CSI plan shall:

1. Be informed by all state indicators, including student performance against state-determined long-term goals (*Sections: Goal, Identified Need, Expected Annual Measurable Outcomes, Annual Review and Update, as applicable*);
2. Include evidence-based interventions (*Sections: Strategies/Activities, Annual Review and Update, as applicable*) (For resources related to evidence-based interventions, see the U.S. Department of Education's "Using Evidence to Strengthen Education Investments" at <https://www2.ed.gov/fund/grant/about/discretionary/2023-non-regulatory-guidance-evidence.pdf>);

Non-Regulatory Guidance: Using Evidence to Strengthen Education Investments

3. Be based on a school-level needs assessment (*Sections: Goal, Identified Need, Expected Annual Measurable Outcomes, Annual Review and Update, as applicable*); and
4. Identify resource inequities, which may include a review of LEA- and school-level budgeting, to be addressed through implementation of the CSI plan (*Sections: Goal, Identified Need, Expected Annual Measurable Outcomes, Planned Strategies/Activities; and Annual Review and Update, as applicable*).

Authority Cited: Sections 1003(e)(1)(A), 1003(i), 1111(c)(4)(B), and 1111(d)(1) of the ESSA.

Single School Districts and Charter Schools Eligible for ESSA School Improvement

Single school districts (SSDs) or charter schools that are eligible for CSI, TSI, or ATSI, shall develop a SPSA that addresses the applicable requirements above as a condition of receiving funds (*EC Section 64001[a]* as amended by Assembly Bill 716, effective January 1, 2019).

However, a SSD or a charter school may streamline the process by combining state and federal requirements into one document which may include the LCAP and all federal planning requirements, provided that the combined plan is able to demonstrate that the legal requirements for each of the plans is met (*EC Section 52062[a]* as amended by AB 716, effective January 1, 2019).

Planning requirements for single school districts and charter schools choosing to exercise this option are available in the LCAP Instructions.

Authority Cited: *EC* sections 52062(a) and 64001(a), both as amended by AB 716, effective January 1, 2019.

CSI Resources

For additional CSI resources, please see the following links:

- **CSI Planning Requirements** (see Planning Requirements tab):
<https://www.cde.ca.gov/sp/sw/t1/csi.asp>
- **CSI Webinars:** <https://www.cde.ca.gov/sp/sw/t1/csiwebinars.asp>
- **CSI Planning Summary for Charters and Single-school Districts:**
<https://www.cde.ca.gov/sp/sw/t1/csiplansummary.asp>

Additional Targeted Support and Improvement

A school eligible for ATSI shall:

1. Identify resource inequities, which may include a review of LEA- and school-level budgeting, which will be addressed through implementation of its TSI plan (*Sections: Goal, Identified Need, Expected Annual Measurable Outcomes, Planned Strategies/Activities, and Annual Review and Update, as applicable*).

Authority Cited: Sections 1003(e)(1)(B), 1003(i), 1111(c)(4)(B), and 1111(d)(2)(c) of the ESSA.

Single School Districts and Charter Schools Eligible for ESSA School Improvement

Single school districts (SSDs) or charter schools that are eligible for CSI, TSI, or ATSI, shall develop a SPSA that addresses the applicable requirements above as a condition of receiving funds (*EC Section 64001[a] as amended by Assembly Bill [AB] 716, effective January 1, 2019*).

However, a SSD or a charter school may streamline the process by combining state and federal requirements into one document which may include the local control and accountability plan (LCAP) and all federal planning requirements, provided that the combined plan is able to demonstrate that the legal requirements for each of the plans is met (*EC Section 52062[a] as amended by AB 716, effective January 1, 2019*).

Planning requirements for single school districts and charter schools choosing to exercise this option are available in the LCAP Instructions.

Authority Cited: *EC sections 52062(a) and 64001(a), both as amended by AB 716, effective January 1, 2019.*

ATSI Resources:

For additional ATSI resources, please see the following CDE links:

- ATSI Planning Requirements (see Planning Requirements tab):
<https://www.cde.ca.gov/sp/sw/t1/tsi.asp>
- ATSI Planning and Support Webinar:
<https://www.cde.ca.gov/sp/sw/t1/documents/atsiplanningwebinar22.pdf>
- ATSI Planning Summary for Charters and Single-school Districts:
<https://www.cde.ca.gov/sp/sw/t1/atsiplansummary.asp>

Appendix C: Select State and Federal Programs

For a list of active programs, please see the following links:

- Programs included on the ConApp: <https://www.cde.ca.gov/fq/aa/co/>
- ESSA Title I, Part A: School Improvement: <https://www.cde.ca.gov/sp/sw/t1/schoolsupport.asp>
- Available Funding: <https://www.cde.ca.gov/fq/fo/af/>

Updated by the California Department of Education, October 2023







2024_School_Plan_for_Student_Achievement_Bidwell_Point_Continuation_High_School_20240725

Final Audit Report

2024-07-25

Created:	2024-07-25
By:	Emily Pendell (ependell@scjUSD.org)
Status:	Signed
Transaction ID:	CBJCHBCAABAASL1ZSc57lpcSwGJ6N4sq2MCRHldr10Ld

"2024_School_Plan_for_Student_Achievement_Bidwell_Point_Continuation_High_School_20240725" History

-  Document created by Emily Pendell (ependell@scjUSD.org)
2024-07-25 - 5:54:15 PM GMT
-  Document emailed to mk.landini@gmail.com for signature
2024-07-25 - 5:55:04 PM GMT
-  Email viewed by mk.landini@gmail.com
2024-07-25 - 5:55:12 PM GMT
-  Signer mk.landini@gmail.com entered name at signing as Kathy Landini
2024-07-25 - 5:55:30 PM GMT
-  Document e-signed by Kathy Landini (mk.landini@gmail.com)
Signature Date: 2024-07-25 - 5:55:32 PM GMT - Time Source: server
-  Agreement completed.
2024-07-25 - 5:55:32 PM GMT