

Glen Ullin Public School #48  
Glen Ullin, North Dakota  
Special School Board Meeting  
Multi-Purpose Room  
**Monday December 22, 2025**  
**8:00 P.M.**

The **Mission** of the **Glen Ullin Public School District** is to prepare its students to become lifelong learners and to graduate excellent, well-rounded students who will become active contributors to society.

The **Vision** of the **Glen Ullin Public School District**:  
Every Student, Every Opportunity, Every Day

**[Join the meeting now](#)**

Meeting ID: 279 813 602 116 12

Passcode: S4zU96fH

Agenda:

1. Call to Order and Roll Call:
2. Pledge of Allegiance:
3. Approval of Agenda:
4. Agenda:
  - a. Discussion about the Bearcat Activities Co-op.
  - b. Consider William Kohler Family Request for an Honorary Diploma/Recognition
  - c. Present DPI Accountability Report Card Letter
  - d. Consider School Board Member Resignation Letter
5. Note: Next Regular Board Meeting: January 14, 2026 at 7:00 pm
6. Adjournment:

**Needs Assessment: Bearcat Grade Level Enrollment, 2 Year Group Enrollment and Participation Percentages**

Grade	Hebron		Glen Ullin		Total		2 Year Group		Participation %		Glen Ullin		Participation %		Hebron	
	Boys	Girls	Boys	Girls	Boys	Girls	Boys	Girls	Boys	Girls	Boys	Girls	Boys	Girls	Boys	Girls
PK	N/A	N/A	4	8	4	8			N/A	N/A	N/A	N/A	N/A	N/A	N/A	N/A
K	6	6	5	5	11	11	28	20								
1	10	5	7	4	17	9			N/A	N/A	N/A	N/A	N/A	N/A	N/A	N/A
2	8	7	4	0	12	7	28	12*	N/A	N/A	N/A	N/A	N/A	N/A	N/A	N/A
3	10	5	6	0	16	5			N/A	N/A	N/A	N/A	N/A	N/A	N/A	N/A
4	4	3	4	7	8	10	25	17*	50%	50%			100%	33%		
5	10	5	7	2	17	7			57%	57%	50%	50%	50%	50%	60%	60%
6	4	3	8	8	12	11	21	19	50%	75%	75%	75%	50%	50%	33%	33%
7	6	8	3	0	9	8			67%	0%	0%	0%	67%	26%		
8	3	12	3	7	6	20	14*	27	57%	33%	33%	33%	0%	0%	50%	50%
9	1	5	7	2	8	7			71%	50%	50%	50%	0%	0%	60%	60%
10	7	8	3	4	10	12	15*	28	0%	50%	50%	50%	29%	29%	63%	63%
11	1	4	4	12	5	16			25%	67%	67%	67%	0%	0%	0%	0%
12	10	5	8	7	18	12			50%	57%	57%	57%	40%	40%	60%	60%
<b>Total</b>	<b>80</b>	<b>76</b>	<b>73</b>	<b>66</b>	<b>153</b>	<b>143</b>			<b>47.44%</b>	<b>47.75%</b>			<b>37.33%</b>	<b>42.78%</b>		

**Notes:**

<A strong Class B enrollment to support activities would look for 18-23 students in each 2 year Group by Boys and Girls. To support JV and Varsity Programs

<A strong Class B Participation rate would be 60-70 at HS and 70-80% at Elem. Participation % is indicated by students involved in 1 or more sports.

< \*Denotes 2 Year Group under 18 enrolled students.

<Does not include Track Participation numbers, grade level participation may be higher with track included.

# SUMMARY REPORT

## High School Sports Survey

### Overview

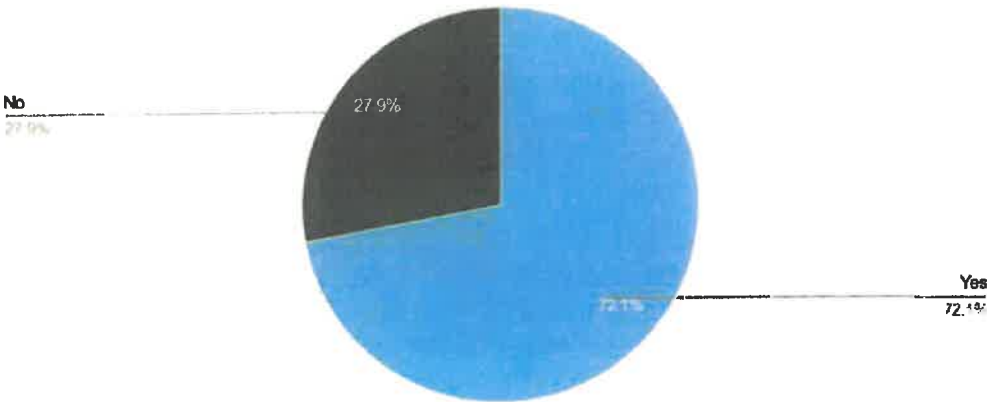


Responses: 43  
Complete Responses: 43  
Completion Rate: 100%  
Typical Time Spent: 112.2 seconds

### Q1

Are you currently a student athlete at our high school?

Answered: 43 | Skipped: 0



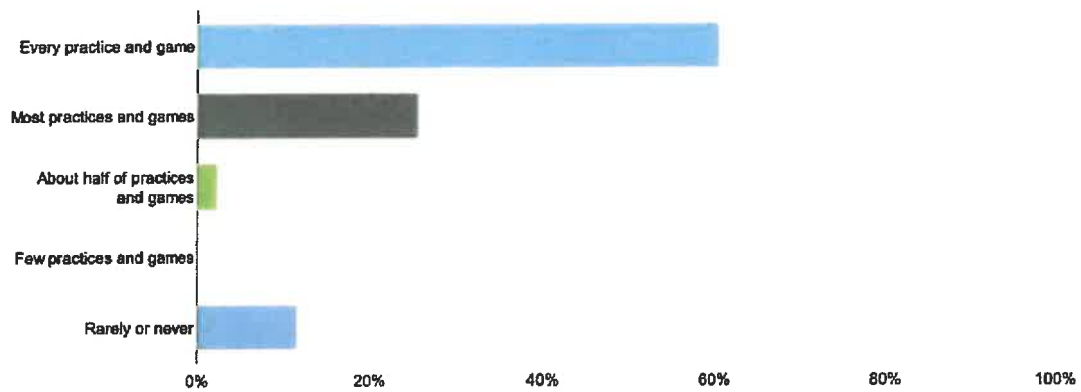
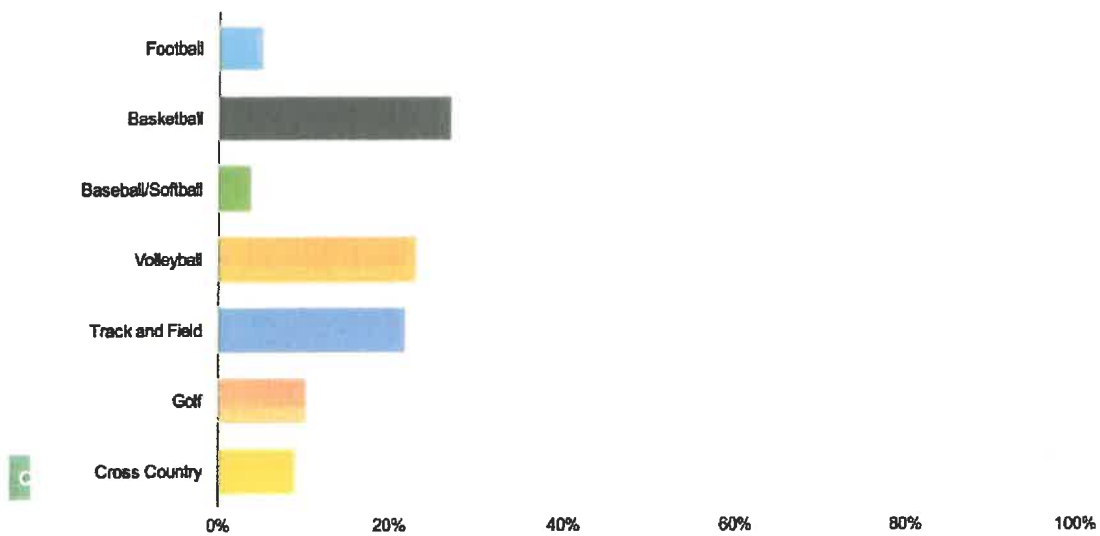
Yes (31)

No (12)

### Q2

What sports have you participated in during high school? (Check all that apply)

Answered: 43 | Skipped: 0

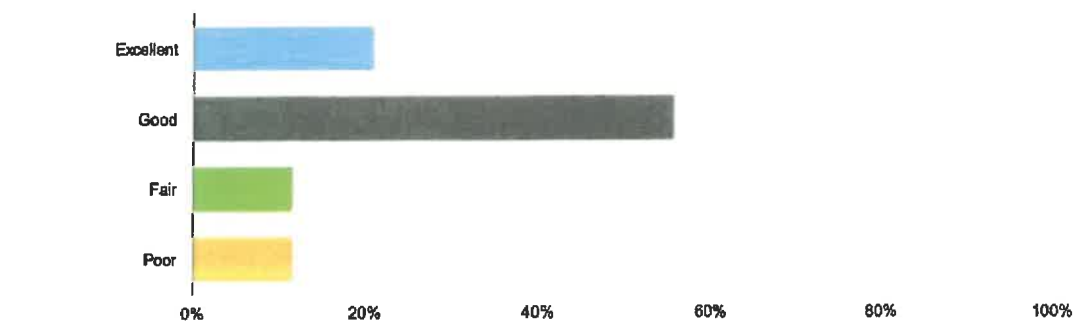


Every practice and game (26)  
 Most practices and games (11)  
 About half of practices and games (1)  
 Few practices and games (0)  
 Rarely or never (5)

#### Q4

How would you rate the coaching staff at our school?

Answered: 43 | Skipped: 0



Excellent (9)

Good (24)

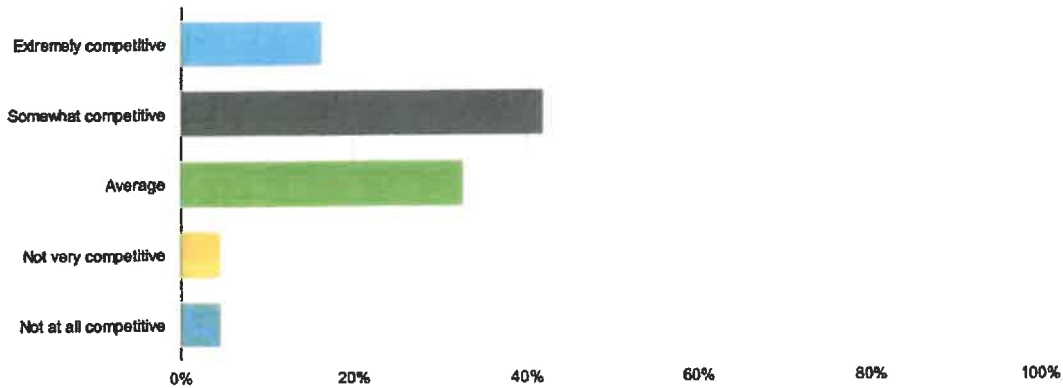
Fair (5)

Poor (5)

Q5

How would you rate the level of competition in your sport at our school?

Answered: 43 | Skipped: 0



Extremely competitive (7)

Somewhat competitive (18)

Average (14)

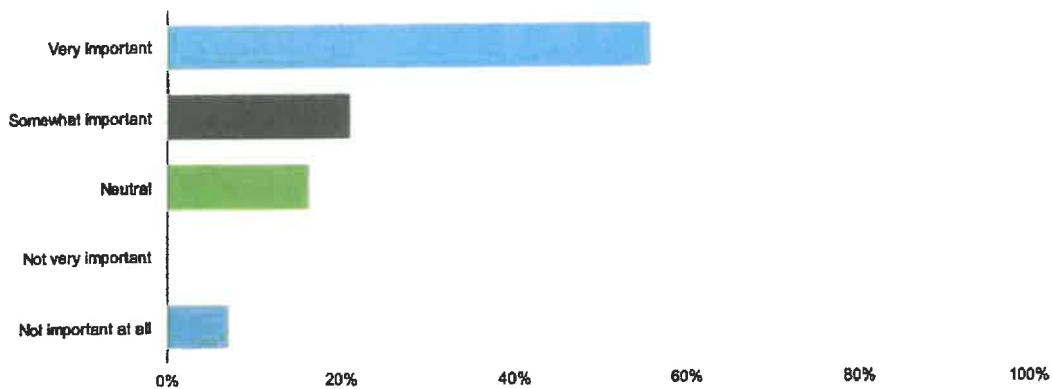
Not very competitive (2)

Not at all competitive (2)

Q6

How important do you feel it is to have a successful sports program at our school?

Answered: 43 | Skipped: 0



Very important (24)

Somewhat important (9)

Neutral (7)

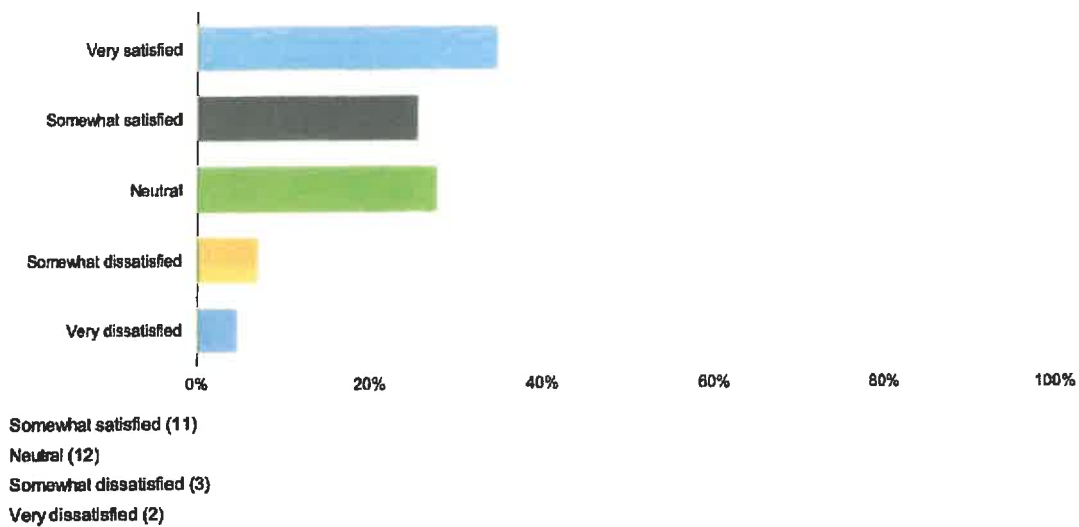
Not very important (0)

Not important at all (3)

Q7

Overall, how satisfied are you with your experience as a student athlete at our school?

Answered: 43 | Skipped: 0



Q8

Are there any changes or improvements that you would like to see made to the sports programs at our school?

Answered: 36 | Skipped: 7

There are 36 responses.

12/8/2025 9:21:27 AM

I think we don't start young enough. Unless these kids have parents and siblings that brought them into the sport, they start at a young age and don't find enough love for it to hang on to it for a long time. When I was young we had beatcat buddy camp and open gym/ where anyone no matter the age could go to that made me fall in love with the sport(s). I also believe that as of now basketball is our only issue. Volleyball has worked to hard to build the program we have currently. It is going to see something good ripped apart.

12/8/2025 9:25:48 AM

N/A

12/8/2025 9:28:31 AM

fairness

12/8/2025 9:43:30 AM

Improved coaching

12/8/2025 10:25:44 AM

Nothing I can think of.

12/8/2025 10:45:25 AM

no

12/8/2025 10:46:26 AM

pay money kids who do sports

12/8/2025 10:45:30 AM

Don't stop the co op in-between Hebron and Glen Ullin

12/8/2025 11:47:56 AM

no

12/8/2025 11:47:36 AM

no

12/8/2025 11:47:50 AM

NO

12/8/2025 11:47:54 AM

No

12/8/2025 11:47:47 AM

The grading system

12/8/2025 11:48:03 AM

More rotations of jerseys

12/8/2025 11:47:50 AM

not really

12/8/2025 11:47:50 AM

Personally I haven't an opinion on it so I couldn't draw from my experience that any improvements should be made. I think it's perfectly fine the way it is.

12/8/2025 11:49:17 AM

none

12/8/2025 11:49:10 AM

More people cheering for volleyball games, more kids wanting to do sports

12/8/2025 1:13:34 PM

idk

12/8/2025 1:13:48 PM

no

12/8/2025 1:13:46 PM

everything

12/8/2025 1:13:41 PM

No

12/8/2025 1:13:42 PM

Nicer attitudes of fellow athletes

12/8/2025 1:13:45 PM

more coaches and players.dont partner with a different school

12/8/2025 1:13:42 PM

Yeah we should partner with beulah.

12/8/2025 1:13:41 PM

No

12/8/2025 1:13:44 PM

no there is not any

12/8/2025 1:13:45 PM

Better attitudes from participating athletes

12/8/2025 1:34:52 PM

no

12/9/2025 8:32:58 AM

The coach for vb should take practice more seriously and make the team work harder.

12/9/2025 8:41:24 AM

no

12/9/2025 8:54:11 AM

no

12/9/2025 9:32:00 AM

no

12/9/2025 9:40:10 AM

no

12/9/2025 10:25:01 AM

I think it is good now

12/9/2025 11:36:41 AM

No

## **Bearcat Projected Athletic Numbers 2026-2027**

Elementary Girls' BB- 5<sup>th</sup> gr.- 5, 6<sup>th</sup> gr.- 5 Total- 10

JH Girls' BB- 7<sup>th</sup> gr.- 4, 8<sup>th</sup> gr.- 2 Total- 6

Varsity Girls' BB- 9<sup>th</sup> gr.- 5, 10<sup>th</sup> gr.- 1, 11<sup>th</sup> gr.- 1 Total- 7

Elementary Boys' BB- 5<sup>th</sup> gr.- 5, 6<sup>th</sup> gr.- 10 Total- 15

JH Boys' BB- 7<sup>th</sup> gr.- 5, 8<sup>th</sup> gr.- 4 Total- 9

Varsity Boys' BB- 9<sup>th</sup> gr.- 8, 10<sup>th</sup> gr.- 3, 11<sup>th</sup> gr.- 2, 12<sup>th</sup> gr.- 1 Total- 14

Elementary Volleyball- 5<sup>th</sup> gr.- 4, 6<sup>th</sup> gr.- 6 Total- 10

JH Volleyball- 7<sup>th</sup> gr.- 9, 8<sup>th</sup> gr.- 3 Total- 12

Varsity Volleyball- 9<sup>th</sup> gr.- 10, 10<sup>th</sup> gr.- 4, 11<sup>th</sup> gr.- 6, 12<sup>th</sup> gr.- 6 Total- 26

JH Track- 7<sup>th</sup> gr.- , 8<sup>th</sup> gr.- Total-

Varsity Track- 9<sup>th</sup> gr.- 11, 10<sup>th</sup> gr.- 6, 11<sup>th</sup> gr.- 5, 12<sup>th</sup> gr.- 8 Total- 30



**Sandy Sand** [[sandman93@me.com](mailto:sandman93@me.com)]

**Phone Number:** 701-590-3021

Hello, I was wondering if Glen Ullin High School awards Honorary Diploma's to past students who did not graduate. My father - William Kohler Jr. attended Glen Ullin country school I believe to grade 8 - possibly even lower. He was not able to finish because he had to work to help feed the family. He was born May 20, 1931. He served in the Korean War, then married and went on to attend Whapeton State School of Science and graduated. He became an engineer for KDIX TV in Dickinson, then started his own business, Kohler Communications in Dickinson and Williston ND. He is currently 94 years old and speaks many times of not finishing school. He never gives himself credit for college, just the fact he never finished school! Thanks for your consideration. Please forward to someone else if this is not your area of concern. Thank you, Sandy (Kohler) Sand

Levi Bachmeier  
State Superintendent



600 E. Boulevard Ave, Dept. 201  
Bismarck, ND 58505-0440

Phone: (701) 328-2260  
Fax: (701) 328-2461  
nd.gov/dpi

To: Todd Hetler, School Principal  
Martin Bratrud, Superintendent  
Jill Feser, School Board President

From: Amanda Peterson, Director, Educational Improvement and Support

Date: December 16, 2025

Re: Alert – Low-Performance Ranking

As part of the North Dakota accountability system, under Every Student Succeeds Act (ESSA), continuous improvement is expected for all public schools and is measured through a variety of accountability indicators. Within this model, all public schools in North Dakota receive General Support, with some schools identified for either Comprehensive Support and Improvement (CSI) or Targeted Support and Improvement (TSI).

The NDDPI annually updates information regarding accountability components on its [website](#). These components essentially create a public school's score (points a school earns based on points possible), and the schools are then placed in ranking order. This information should be used as a tool for school districts to identify areas of underperformance and proactively implement school improvement strategies.

**Currently, Glen Ullin Elementary School ranks in the bottom 20% of all schools in the state on the school accountability report cards. Although you have NOT been identified as TSI/CSI now, the NDDPI wanted to inform you of performance concerns that may lead to TSI/CSI identification in the future.**

NDDPI recommends you visit the public accountability reports at <https://insights.nd.gov/>. For more information regarding the technical aspects of the School Accountability Report and how points are calculated, please review the [School Accountability Calculation Guide](#). The school accountability pie visualization represents school performance on all measures within the accountability system, noting points earned for each indicator. To access the 2024-2025 School Accountability Report Card on the Insights test [site](#), click on "Explore Public K-12", "Data for Specific District or School", and choose your school. Then, on the far left, click on "Dashboards" to open the "School Accountability" tab. From there, you can access your "Accountability Pie", which is a visual representation of the accountability calculation breakdown.

We recommend you seek out areas of need, assess challenges and strengths, and adjust school improvement plans accordingly. This message is being sent to the building principal, the district superintendent, and the school board president. Please forward this to any new or relevant personnel.

ND Center for Distance  
Education  
Fargo, ND  
(701) 298-4830

ND School for the Deaf /  
RCDHH  
Devils Lake, ND  
(701) 665-4400

ND State Library  
Bismarck, ND  
(701) 328-2492

ND Vision Services /  
School for the Blind  
Grand Forks, ND  
(701) 795-2700