



Sample 2012 Data

Student ▲	Dev	Score
Filter		
10892332, Student	247	
10892333, Student	277	
111935677, Student	232	
115890259, Student	248	
116247183, Student	233	
116776852, Student	233	
116776853, Student	230	
11959516, Student	203	
122822106, Student	229	
122822108, Student	244	
127485868, Student	189	
127487840, Student	1552	218
127487842, Student	227	
127488691, Student	240	
127493024, Student	226	
127493940, Student	246	
127493945, Student	243	
127523154, Student	207	
127523166, Student	211	
127523167, Student	224	
127523171, Student	216	
127523172, Student	206	
127617103, Student	1803	279
127617111, Student	210	



Column Headers:

The Dev column contains the DSS score the student earned on the FCAT 2.0 assessment. There will be no other score loaded.

FCAT Retake Results:

For those students still being tested using the FCAT assessment based on SSS standards, the Dev and Scale score have not be converted. Converting these scores would not be accurate since it is a different test.

Sample 2011 Data

Student ▲	Dev	Score
Filter		
101450766, Student	191	1324
10892332, Student	241	1886
10892333, Student	259	2055
111935677, Student	232	1782
115890255, Student	199	1425
115890259, Student	239	1865
116247183, Student	227	1753
116250489, Student	220	1683
116776852, Student	228	1743
116776853, Student	224	1724
116776865, Student	214	1612
117965678, Student	223	1716
118629553, Student	248	1965
118629555, Student	2049	339
11959516, Student	207	1531
119727645, Student	163	616
119730381, Student	209	1548
119730383, Student	191	1329
122819587, Student	218	1644
122822008, Student	2222	284

Dev:

The Dev column contains the converted (or retrofitted) 2011 DSS score the student earned on the FCAT 2.0 assessment.

Score:

The Score column contains the reported 2011 DSS score.

Coloring:


The coloring is based on the 2012 cut scores the state determined for the FCAT 2.0.





FCAT Retake Results:

For those students still being tested using the FCAT assessment based on SSS standards, the Dev and Scale score have not be converted. Converting these scores would not be accurate since it is a different test.

How we made the change:

- 1 We removed the 2011 Scale Score.
- 2 We moved the 2011 Dev score to the Score column.
- 3 We added the converted 2011 DSS score to the Dev column.



Dev	Scale	Dev	Score
			
1388	319	191	1324
1328	306	241	1886
1374	316	259	2055
1064	249	232	1782
1175	273	199	1425
1342	309	239	1865
1406	323	227	1753
1596	364	220	1683
1712	380	228	1743
1221	273	224	1724
1356	302	214	1612
1365	314	223	1716
870	207	248	1965
1277	295	2049	339
1578	360	207	1531
1175	273	163	616
1300	300	209	1548
1615	368	191	1329
1393	320	218	1644
1448	332	222	284