



2<sup>ND</sup> GRADE  
PEARSON READING STREET  
**Unit 4**  
**Benchmark**  
**Review**

Created BY:  
KELLY QVERY

# Surf into MRS. AVERY'S Island

Where the Future's so *Bright* you've got to wear *Shades*

connect with me:  
Click and Follow



## Thank you for your purchase!

PLEASE EMAIL ME AT [KELLYAVERYIII@GMAIL.COM](mailto:kellyaveryiii@gmail.com) IF YOU HAVE ANY QUESTIONS!

### Terms of Use

©Kelly Avery & Mrs. Avery's Island. All rights reserved. Purchase of this product entitles the purchaser to reproduce the pages for ONE CLASSROOM ONLY. Duplicates for more than one classroom such as another teacher, grade level, school or district is strictly forbidden without written permission from the author, Kelly Avery. Copying any part of this product and placing it on the Internet in any form is strictly forbidden and is a violation of the Digital Millennium Copyright Act (DMCA). You may show how this product was used on your website or blog as long as you provide a link back to my TPT store.

*Thank you in advance for respecting my time, effort, and money used to make this resource possible.*



Dear Teacher,

Thank you so much for downloading my 2nd Grade Pearson Reading Street Benchmark Reviews. I personally use these with my 2nd graders and have discovered a significant increase in my students' scores on their unit assessments!

You will find that each unit's review includes both a PDF and a PNG format. You will also recognize that each benchmark review was created with questions formatted and aligned with the assessments covering the skills taught throughout each unit. This allows the teacher to bring attention to similar examples their students will see on the test.

PDF:

The PDF is the version I recommend if you are interested in printing the slides from each review. Some teachers prefer to use a printed version while working with a small group of students or to incorporate a Kagan Structure. However, I would like to remind you that in order to keep your students engaged, the slides are full of colorful clipart and backgrounds. With that being said, I would recommend you using your local office supply store to print them on card stock to save your personal ink. Another recommendation for saving your personal ink is to print them in gray scale or send to a copier if your computer is on a network. Personally, I prefer to import the PDF format into my ActivInspire software. I have discovered when I review in a whole group setting the specific section, or sections, that my students are tested on for that day, their scores are much higher.

Directions for importing a PDF into your ActivInspire software includes the following steps:

1. Click File.
2. Choose import PDF.
3. Select the unit review that you wish to use.  
(SmartBoard users should follow instructions for importing a PDF if they choose to review in a whole group setting.)

PNG:

The PNG format is provided for teachers to open in their Microsoft Office suite. My recommendation is to view the slides in a slideshow.

I thank you in advance for respecting my time, effort, and money it took to create this resource. Therefore, the purchase of this product is for ONE classroom use only. Additional licenses are available at a reduced rate if other teachers in your grade level are interested in this resource.

If you are interested in saving money on your future TpT purchases, please remember to leave me some feedback on this product after you have had a chance to look it over or use it with your students. Did you know when you leave feedback on your paid resources you earn TpT credits? Many people are not aware of this TpT perk! Your accumulated credits can be redeemed on your future TPT purchases and will save you money! Not to mention, your feedback is extremely important because it provides other teachers valuable information when they are deciding on purchasing a resource! So please share your love and any details if you used this resource in a different or creative way!

If I can ever be of service to you by creating a resource for your classroom, please do not hesitate to message me! I make custom resources for other teachers for their formal observations, classroom printables, and instructional PowerPoint lessons.

Hugs,  
Kelly Avery  
Mrs. Avery's Island


Other Pearson Reading Street inspired resources include:



Jillian loved to ice skate. She was taking ice-skating lessons. She knew how to skate forward and backward. She knew how to turn. Sometimes she fell down, but she always got back up. One afternoon, she was learning a spin. She was spinning really fast, and she could not stop. She fell hard on the cold ice. She sat there for a minute. Then she got up and tried the turn again. She wanted to get it just right. She practiced it many more times. She fell down a lot. Finally, she got the spin. Jillian was so glad to learn something new in ice-skating.

How are roller skating and ice skating alike?

- A. Both are done on ice.
- B. Both are done on a wooden floor.
- C. Both are done at a skating rink.



Jillian loved to ice skate. She was taking ice-skating lessons. She knew how to skate forward and backward. She knew how to turn. Sometimes she fell down, but she always got back up. One afternoon, she was learning a spin. She was spinning really fast, and she could not stop. She fell hard on the cold ice. She sat there for a minute. Then she got up and tried the turn again. She wanted to get it just right. She practiced it many more times. She fell down a lot. Finally, she got the spin. Jillian was so glad to learn something new in ice-skating.

From this selection, you can tell that

- A. Jillian was ready to give up when she fell the first time.
- B. Jillian is a crybaby.
- C. Jillian is a person that does not give up easy.



Jillian loved to ice skate. She was taking ice-skating lessons. She knew how to skate forward and backward. She knew how to turn. Sometimes she fell down, but she always got back up. One afternoon, she was learning a spin. She was spinning really fast, and she could not stop. She fell hard on the cold ice. She sat there for a minute. Then she got up and tried the turn again. She wanted to get it just right. She practiced it many more times. She fell down a lot. Finally, she got the spin. Jillian was so glad to learn something new in ice-skating.

Which of these is a statement of opinion?


- A. The hardest move to learn when ice skating is a spin.
- B. Jillian loved to ice skate.
- C. Jillian took lessons to learn how to do a spin.



Jillian loved to ice skate. She was taking ice-skating lessons. She knew how to skate forward and backward. She knew how to turn. Sometimes she fell down, but she always got back up. One afternoon, she was learning a spin. She was spinning really fast, and she could not stop. She fell hard on the cold ice. She sat there for a minute. Then she got up and tried the turn again. She wanted to get it just right. She practiced it many more times. She fell down a lot. Finally, she got the spin. Jillian was so glad to learn something new in ice-skating.

What is the main idea of the story?

- A. Jillian could skate backwards easily.
- B. Jillian worked hard to learn the spin.
- C. Jillian fell down many times.



Bob and Sam got ready to play. They couldn't wait another day to try their brand new basketball, but Mom was waiting in the hall. She said they had to clean their room and pointed over to the broom. The boys worked hard into the night until their room was shiny bright. Mom said, "What a good job you've done!" and both boys went to have some fun.

What is the big idea of this story?

- A. You should play first and then worry about chores.
- B. It's better to take care of your chores first and then go play.
- C. It's a great feeling to get a new basketball.

Bob and Sam got ready to play. They couldn't wait another day to try their brand new basketball, but Mom was waiting in the hall. She said they had to clean their room and pointed over to the broom. The boys worked hard into the night until their room was shiny bright. Mom said, "What a good job you've done!" and both boys went to have some fun.

How did Mom feel after the boys finished cleaning?

- A. angry
- B. disappointed
- C. excited



Bob and Sam got ready to play. They couldn't wait another day to try their brand new basketball, but Mom was waiting in the hall. She said they had to clean their room and pointed over to the broom. The boys worked hard into the night until their room was shiny bright. Mom said, "What a good job you've done!" and both boys went to have some fun.

Why did the boys not go play with their brand new basketball in the beginning of the story?

- A. The ball needed to have air put in it.
- B. The boys had a chore to do.
- C. The boys were tired and ready for bed.



Bob and Sam got ready to play. They couldn't wait another day to try their brand new basketball, but Mom was waiting in the hall. She said they had to clean their room and pointed over to the broom. The boys worked hard into the night until their room was shiny bright. Mom said, "What a good job you've done!" and both boys went to have some fun.

The author probably wrote this passage...


- A. to make you want to buy a new basketball.
- B. to remind you that brooms are great cleaning tools.
- C. to show you that you should take care of chores before you go play.



Bob and Sam got ready to play. They couldn't wait another day to try their brand new basketball, but Mom was waiting in the hall. She said they had to clean their room and pointed over to the broom. The boys worked hard into the night until their room was shiny bright. Mom said, "What a good job you've done!" and both boys went to have some fun.

Why did Mom point to the broom?


- A. She wanted to see if the boys were taller than the broom.
- B. She wanted them to dust their furniture.
- C. She wanted them to sweep their room.



Bob and Sam got ready to play. They couldn't wait another day to try their brand new basketball, but Mom was waiting in the hall. She said they had to clean their room and pointed over to the broom. The boys worked hard into the night until their room was shiny bright. Mom said, "What a good job you've done!" and both boys went to have some fun.

From this story, you can tell that the boys are...

- A. well behaved.
- B. mischievous.
- C. disrespectful.



Which of these is a statement of opinion?

- A. Pinecones come from pine trees.
- B. Magnolia trees are the prettiest trees.
- C. Seeds must have fertile soil, sunshine, and water in order to grow into a healthy plant.




How are insects and birds alike?

- A. both have antennas
- B. both have wings
- C. both have stingers



Which one of these is a statement of fact?

- A. There are many types of insects.
- B. Birds are prettier than insects.
- C. Insects are more interesting than birds.



Mom looked at her watch to see how much longer the movie was going to last.

What is the meaning of watch in the sentence above?


- A. a tool used to tell what time it is
- B. to babysit
- C. to use the eyes in order to see



A swarm of bats flew into the cave.

What is the meaning of bats in the sentence above?

- A. when you blink your eyes
- B. flying animals
- C. things you hit a baseball with



If you snap your fingers, the dog will come back to you.

What is the meaning of snap in the sentence above?

- A. something that is easy
- B. to break
- C. to make a sound with your fingers



Joey found an interesting rock in his backyard.

What is the meaning of rock in the sentence above?

- A. type of music
- B. a stone
- C. something you can depend on



Angela is the head of the volleyball team.

What is the meaning of head in the sentence above?

- A. to move to a certain spot
- B. part of the body connected to the neck
- C. a leader



Lane's mother wrote him a note to ride the bus home after school.

What is the meaning of note in the sentence above?


- A. a short letter
- B. to notice
- C. a musical sound



Please close the door when you leave.

What is the meaning of close in the sentence above?


- A. to cover
- B. near
- C. to shut



Jake was present for class yesterday.

What is the meaning of present in the sentence above?


- A. a gift
- B. not absent
- C. happening now



Katie put the bow on the birthday gift.

What is the meaning of bow in the sentence above?

- A. a pretty ribbon taped on a present
- B. something worn in a girl's hair
- C. something that shoots an arrow



How is the word inside correctly divided into syllables?

A. ins / ide

B. i / nside

C. in / side



How is the word butter correctly divided into syllables?

A. butt / er


B. bu / tter

C. but / ter



How is the word football correctly divided into syllables?


- A. foot / ball
- B. fo / otball
- C. footb / all



The library has many books.

Which word has the same middle sound as the oo in books?

- A. boot
- B. looked
- C. shout



The brown dog was barking loud.

Which word has the same sound as the ou in loud?

- A. pond
- B. down
- C. strong



The toys I no longer play with were donated to a homeless shelter.

Which word rhymes with toys?

- A. nosy
- B. noise
- C. not



The wind blew the kite into the tree.

Which word rhymes with blew?

A. blend

B. slow


C. glue



The clown did a juggling act at the circus.

Which word has the same sound as the ow in clown?


- A. proud
- B. blow
- C. clue



The staple fell on the floor.

Which word has the same number of syllables as staple?

- A. tiger
- B. stand
- C. stadium



Will you ask mom to pull me in the wagon?

Which word rhymes with pull?

A. tub

B. full

C. mule



The cheerleaders shout loudly during a ballgame.

Which word rhymes with shout?

- A. pout
- B. though
- C. should



How is the word cowboy correctly divided into syllables?

- A. cowb / oy
- B. cow / boy
- C. co / wboy



Which word in this sentence tells where?

The turtle crawled slowly across the road.


- A. turtle
- B. slowly
- C. across



Which word in this sentence tells how many?

Six little chicks hatched last night.


- A. little
- B. night
- C. Six



Which word in this sentence tells when?

We will eat pancakes for breakfast Sunday.

- A. pancakes
- B. Sunday
- C. breakfast



Which word in this sentence tells how?

The ballet dancer gracefully turned on the stage.

- A. gracefully
- B. stage
- C. dancer



Which word in this sentence tells where?

We looked up to see the rainbow in the sky.

- A. looked
- B. rainbow
- C. up



Which word in this sentence tells how many?

“Mom, can I please have three cookies?”

- A. please
- B. cookies
- C. three



Which word in this sentence tells when?

We are going ice skating tomorrow.

A. tomorrow

B. going


C. skating



Which word in this sentence tells how?

The baseball player slid beautifully into home plate to win the game.


- A. baseball
- B. slid
- C. beautifully



Choose the word that best completes this sentence.

Emily won a prize for being the \_\_\_\_\_ student in the library.

- A. quiet
- B. quieter
- C. quietest



Choose the word that best completes this sentence.

Yesterday was \_\_\_\_\_ than today.

- A. cold
- B. colder
- C. coldest



Choose the word that best completes this sentence.

A cheetah is the \_\_\_\_\_ land animal.

- A. fast
- B. faster
- C. fastest



Choose the word that best completes this sentence.

The yellow string is \_\_\_\_\_ than the blue string.

- A. long
- B. longer
- C. longest



Choose the word that best completes this sentence.

Chase hit the ball \_\_\_\_\_ than Hayden.

- A. far
- B. farther
- C. farthest




Choose the word that best completes this sentence.

Turtles are the \_\_\_\_\_ creatures on earth.

A. slow

B. slower


C. slowest



Choose the word that best completes this sentence.

A basketball is \_\_\_\_\_ than a tennis ball.

- A. heavy
- B. heavier
- C. heaviest



Name: \_\_\_\_\_

## Unit 4 Benchmark Review

Directions: Write the answer to each question in the correct box.

1.	8.	15.	22.	29.	36.	43.
2.	9.	16.	23.	30.	37.	44.
3.	10.	17.	24.	31.	38.	45.
4.	11.	18.	25.	32.	39.	46.
5.	12.	19.	26.	33.	40.	47.
6.	13.	20.	27.	34.	41.	48.
7.	14.	21.	28.	35.	42.	49.

# Answer Key

1. C  
2. C  
3. A  
4. B  
5. B  
6. C  
7. B  
8. C  
9. C  
10. A  
11. B  
12. B  
13. A  
14. A

15. B  
16. C  
17. B  
18. C  
19. A  
20. C  
21. B  
22. A  
23. C  
24. C  
25. A  
26. B  
27. B  
28. B

29. C  
30. A  
31. A  
32. B  
33. A  
34. B  
35. C  
36. C  
37. B  
38. A  
39. C  
40. C  
41. A  
42. C

43. C  
44. B  
45. C  
46. B  
47. B  
48. C  
49. B



# Thank you SO MUCH FOR YOUR PURCHASE!

If you are ever in need of a product to address a skill or standard you are teaching or are in need of a classroom poster or printable, please message me! I would be delighted to create something for you!

**FEEDBACK Frenzy ALERT:** Many people are not aware of this TpT perk, so I would like to explain the benefits of it! Your positive feedback is important to me, and it can also save you MONEY! After you download your products and have a chance to review, go back to "my purchases" in your TpT account, leave your thoughts, and give the product a rating! TpT teacher authors appreciate your positive feedback! Remember...descriptive feedback is what helps other teachers, including you and me, decide on purchasing resources! Positive feedback is most appreciated; however, if you are dissatisfied for any reason, please offer the teacher author a chance to make any corrections or tweak the product to meet your specifications before leaving a negative review. To do this, simply send an email to the teacher author and express your concerns privately! After you leave feedback, you will earn TpT credits on your paid resources which can then be redeemed on your future TpT purchases!!

<http://www.teacherspayteachers.com/Store/Kelly-Avery>

**You can also follow me on:**

**Facebook:**

<https://www.facebook.com/pages/Mrs-Averys-Island/700041226715754>

**Pinterest:**

<http://www.pinterest.com/kellyavery/>

**Google+:**

<https://plus.google.com/u/0/+KellyAvery11/posts>

**Instagram:**

<https://instagram.com/mrsaverysisland/>

**Blog:**

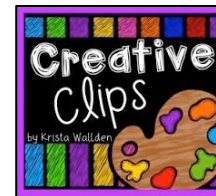
[www.mrsaverysisland.com](http://www.mrsaverysisland.com)

**Twitter:**

<https://twitter.com/Kageavery>



Backgrounds and Clipart Provided By:



© Kelly Avery