

ALBUQUERQUE TALENT DEVELOPMENT ACADEMY

1800 Atrisco Dr NW  
Albuquerque, NM 87120  
PHONE: 505-503-2465

# Executive Financial Report

As of July 31, 2021

## Financial Highlights

Key financial highlights are as follows:

- ATDA has a total of \$52,778.95 in negative fund balance among six funds through July. Final FY21 RfRs have been requested and all but two have been received.
- ATDA spent 79% of its Operational budget.
- ATDA has the necessary minimum cash reserve to maintain acceptable liquidity coming into FY2021-2022.

## Governing Council Action Items

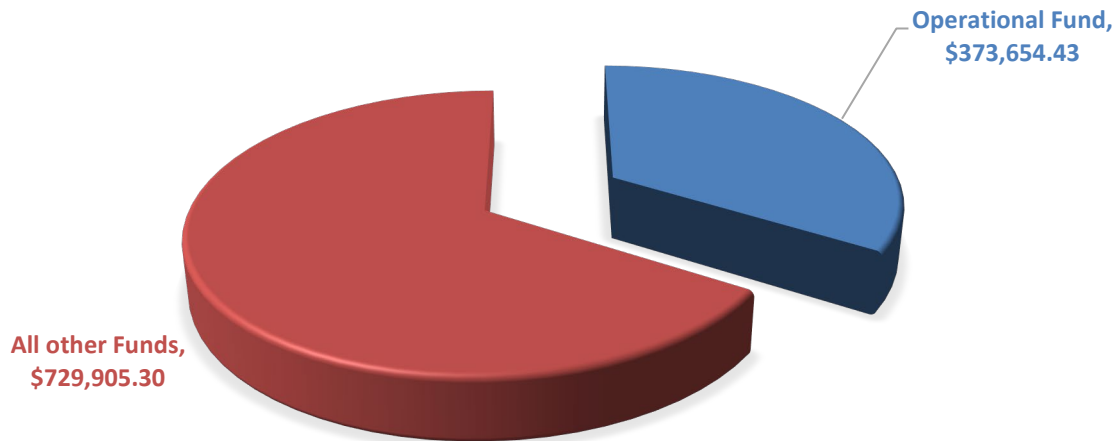
- I. **BUDGET**
  - No BARs
- II. **FINANCIAL STATEMENT REPORTS AS OF JULY 31, 2021**
  - Balance Sheet Report
  - Statement of Revenues, Expenditures, and Changes in Fund Balance
  - Budget to Actual – Expenditure and Revenue
- IV. **BANK RECONCILIATION REPORT**
  - July 31, 2021
- V. **PAYROLL & ACCOUNTS PAYABLE PAYMENT VOUCHERS**
  - July 31, 2021

## Overview of Financial Position and Operations

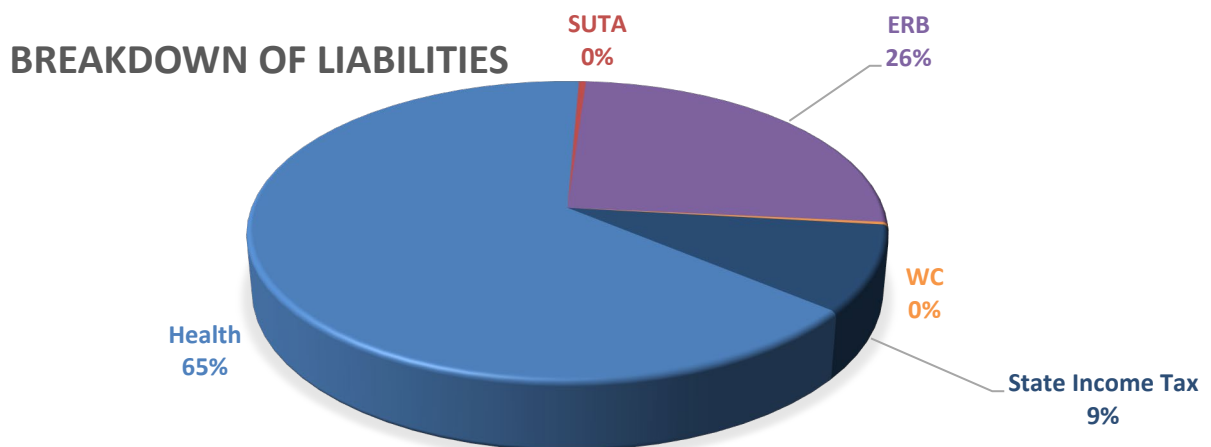
### Balance Sheet:

Albuquerque Talent Development Academy's only bank account reports the balance by fund totaling \$1,103,559.73 as of July 31, 2021. The Operational fund currently possesses approximately 34% of the cash of the school's funds.

### NM BANK & TRUST



There are currently five different liability accounts of which the largest is Health Insurance at 65% each. The total amounts for the liability balance is \$18,989.93. July is a small month for ERB and RHC liability as there is only one payday for work in the new fiscal year for Admins only.



## Income Statement:

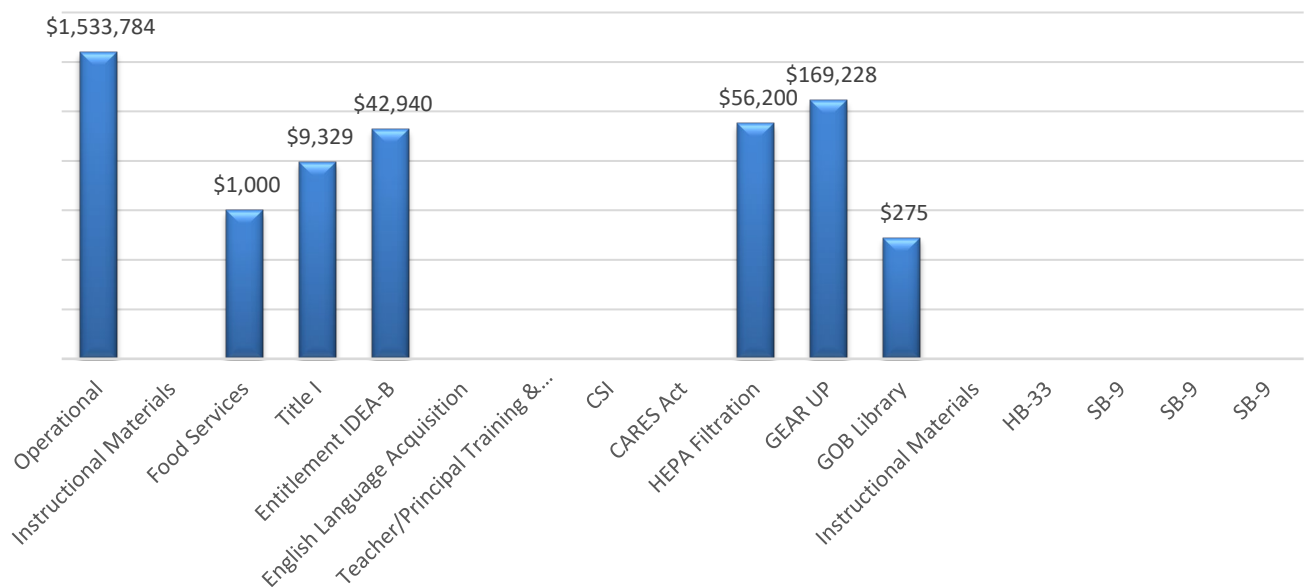
Albuquerque Talent Development Academy is heavily dependent on revenue from the Operational fund, which accounts for 47% of total revenues received as of July 31, 2021.

### Revenue



The majority of the expenditures were spent from the Operational fund at 47%. We cannot spend HB-33 until we are in Lease-Purchase Agreement.

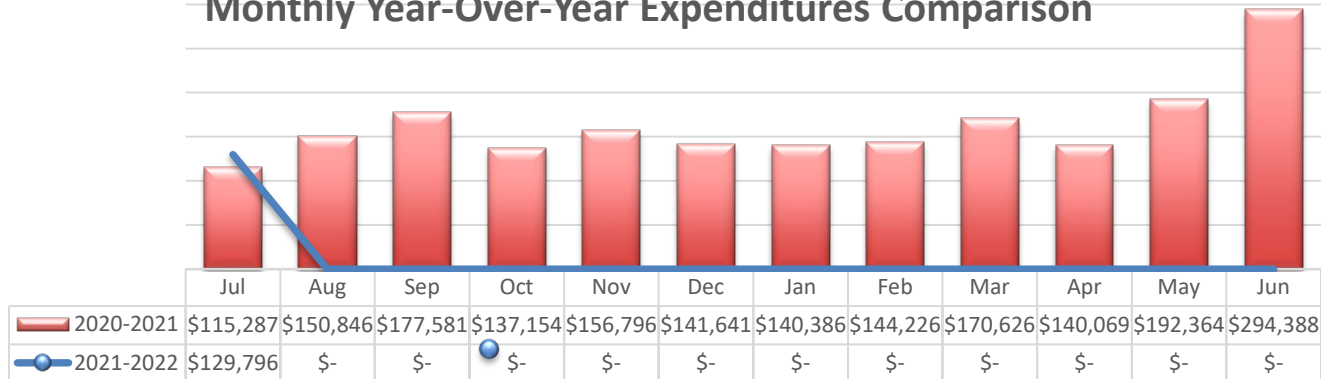
### Expenses



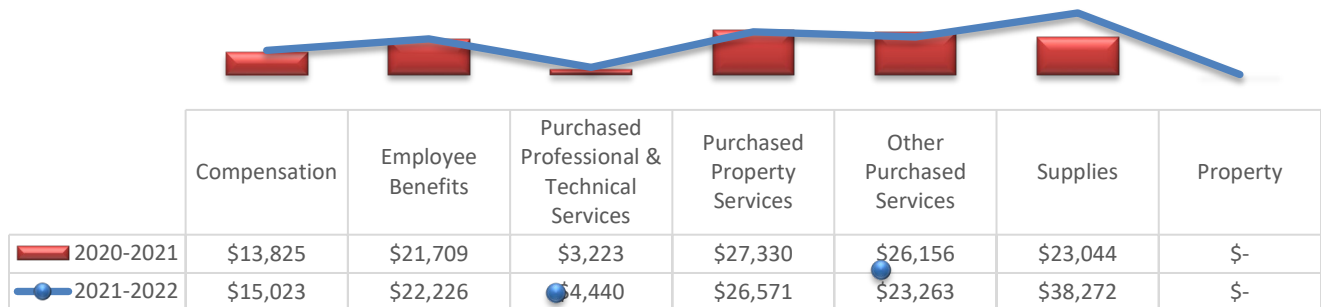
## Expenditure Analytical Review

There was a \$14,509 increase in ATDA's monthly expenditures over last year's total monthly expenditures for July. This was mostly attributed to "supplies" category which included payment for Acellus software.

### Monthly Year-Over-Year Expenditures Comparison



### July Year-Over-Year Expenditures Comparison by Type

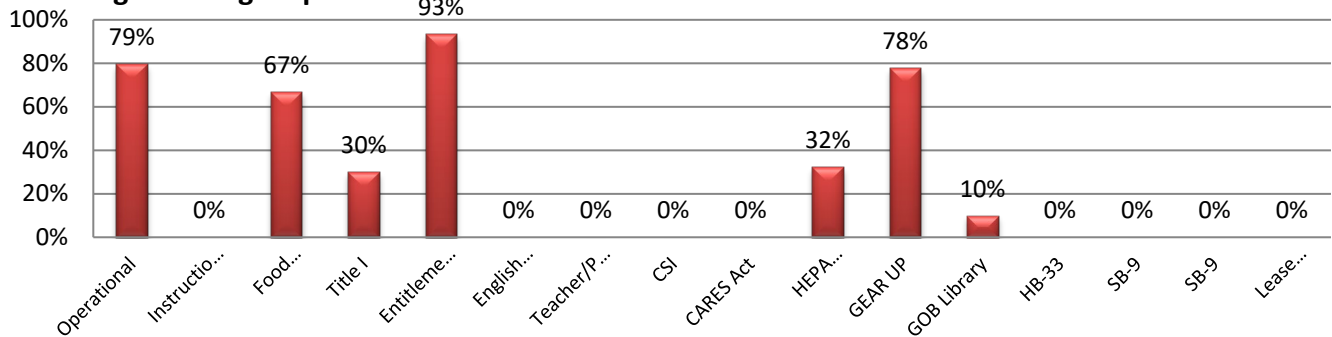


YoY	Jul		Total	
Compensation	\$	1,199	\$	1,199
Employee Benefits	\$	517	\$	517
Purchased Professional & Technical Services	\$	1,217	\$	1,217
Purchased Property Services	\$	(759)	\$	(759)
Other Purchased Services	\$	(2,894)	\$	(2,894)
Supplies	\$	15,229	\$	15,229
Property	\$	-	\$	-
Debt Service and Miscellaneous	\$	-	\$	-
<b>Total</b>	<b>\$</b>	<b>14,509</b>	<b>\$</b>	<b>14,509</b>

## Budget to Actual:

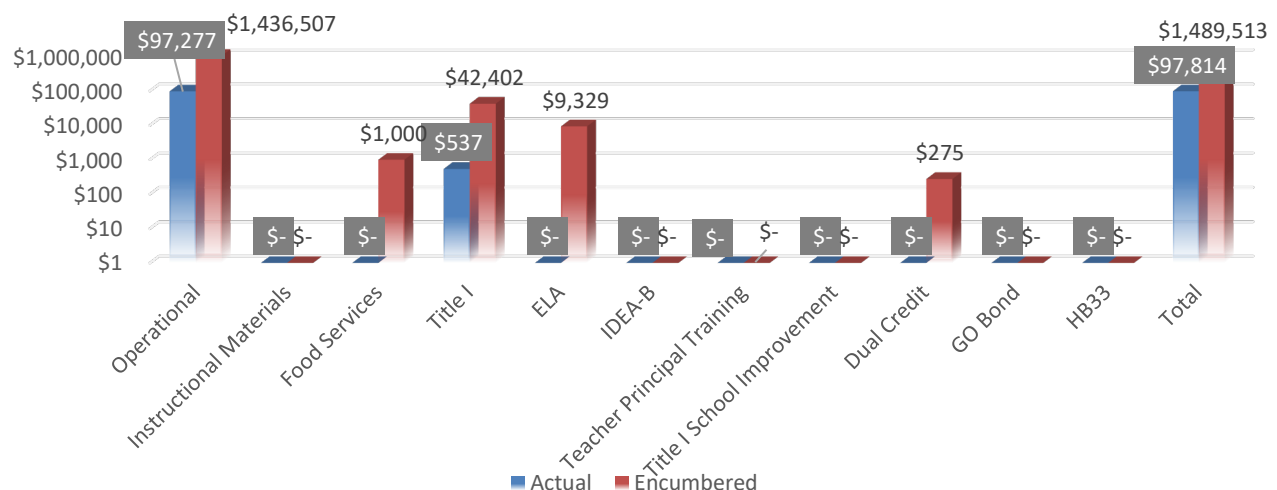
Percentage of budget spent includes actual and encumbered expenses. The dollar amounts are indicated on the second graph. The breakdown for actual versus encumbered is indicated in the third graph below.

### Percentage of Budget Spent



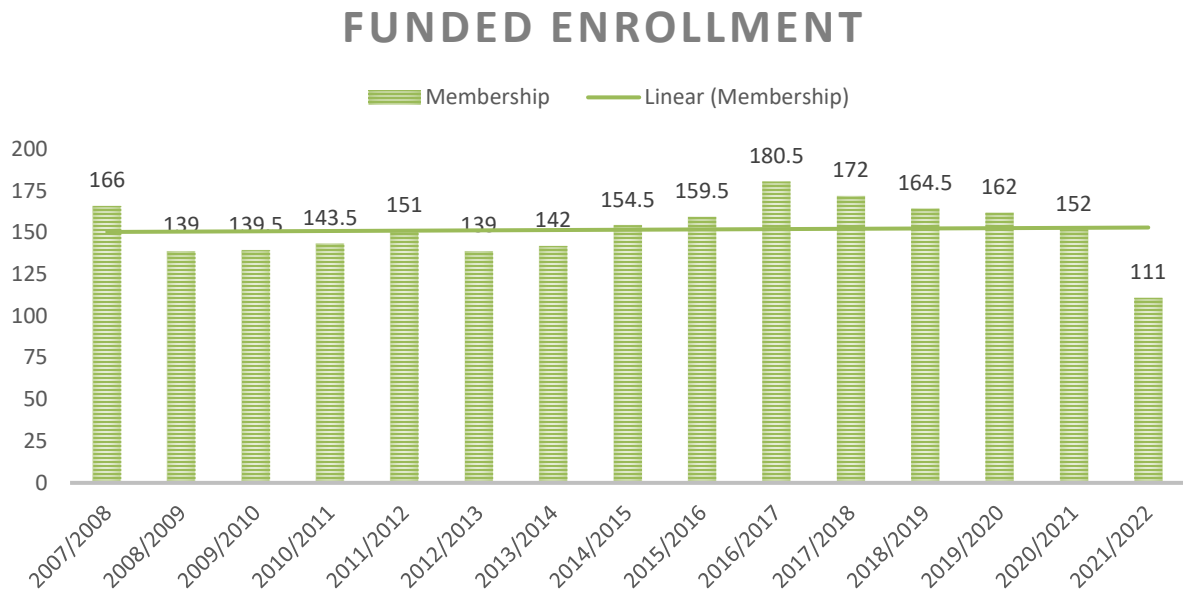
	Fund Balance	Revenue			Expenditures		
Fund	Budgeted	Budget (YTD)	Actual (YTD)	Balance	Budget (YTD)	Actual + Enc (YTD)	Balance
Operational	\$ 284,127	\$ 1,646,838	\$ 137,862	\$ 1,508,976	\$ 1,931,838	\$ 1,533,784	\$ 398,054
Instructional Materials	\$ 3,869	0	0	\$ -	0	\$ -	\$ -
Food Services	\$ 1,682	0	0	\$ -	\$ 1,500	\$ 1,000	\$ 500
Title I	\$ -	\$ 31,237	\$ 17,197	\$ 14,040	\$ 31,237	\$ 9,329	\$ 21,908
Entitlement IDEA-B	\$ -	\$ 46,030	\$ 15,197	\$ 30,833	\$ 46,030	\$ 42,940	\$ 3,090
English Language Acquisition	\$ -	\$ 875	\$ -	\$ 875	\$ 875	\$ -	\$ 875
Teacher/Principal Training & Rec	\$ -	\$ 5,114	\$ 4,173	\$ 941	\$ 5,114	\$ -	\$ 5,114
CSI	\$ -	\$ 4,208	\$ -	\$ 4,208	\$ 4,208	\$ -	\$ 4,208
CARES Act	\$ -	\$ -	\$ 36,025	\$ (36,025)	0	\$ -	\$ -
HEPA Filtration	\$ -	\$ 174,748	\$ -	\$ 174,748	\$ 174,748	\$ 56,200	\$ 118,548
GEAR UP	\$ -	\$ 218,287	\$ 51,520	\$ 166,767	\$ 218,287	\$ 169,228	\$ 49,059
GOB Library	\$ -	\$ 2,780	\$ -	\$ 2,780	\$ 2,780	\$ 275	\$ 2,506
Instructional Materials	\$ 2,503	0	0	\$ -	0	\$ -	\$ -
HB-33	\$ 440,936	\$ 92,340	\$ 2,125	\$ 90,215	\$ 636,803	\$ -	\$ 636,803
SB-9	\$ -	\$ 46,763	\$ 1,065	\$ 45,698	\$ 263,727	\$ -	\$ 263,727
SB-9	\$ 175,253	\$ 4,200	\$ -	\$ 4,200	\$ 8,296	\$ -	\$ 8,296
SB-9	\$ -	\$ -	\$ 28,397	\$ (28,397)	0	\$ -	\$ -
<b>Total</b>	<b>\$ 908,370</b>	<b>\$ 2,273,420</b>	<b>\$ 293,561</b>	<b>\$ 1,979,859</b>	<b>\$ 3,325,443</b>	<b>\$ 1,812,756</b>	<b>\$ 1,512,687</b>

## ACTUAL/ENCUMBERED EXPENSES



## Relevant Current Economic Factors, Decisions and Conditions

- ATDA will be funded on 111 students for 2021-2022; however, hold harmless provisions will hold our SEG consistent with January 1, 2021 amounts.
- 60% Phase-out of the Small School Size Adjustment for FY22.
- Potential for moving facilities. Down payment will be from HB33/SB9 funds.



## Request for Information

This financial report is designed to provide various interested parties with a general overview of ATDA's finances. If you have any questions about this report or require additional information, contact ATDA's Finance Department as follows:

Whitney Galindo, Business Manager  
(505) 503-2465  
[whitneyg@atdacademy.org](mailto:whitneyg@atdacademy.org)

Physical and Mailing Address:  
1800 Atrisco Rd NW  
Albuquerque, NM 87120

# Albuquerque Talent Development Academy

## Bank Account Reconciliation Report (GL Reconciliation)

Accounting Cycle: FY2021-2022; Bank: NM Bank & Trust - ; Bank Account: 6186746 - Main Checking; Statement Date: 07/31/2021; Include Unposted

Transactions: No; Created On: 8/13/2021 2:44:11 PM

	Bank Reconciliation	+	Outstanding	=	ExpectedGL	-	ActualGL	1	=	Difference
Beginning Balance	\$1,077,289.61	+	(\$23,190.74)	=	\$1,054,098.87	-	\$0.00	=		\$1,054,098.87
Deposits/Debits	\$295,233.71	+	\$0.00	=	\$295,233.71	-	\$1,507,746.89	=		(\$1,212,513.18)
Withdrawals/Credits	(\$221,996.98)	+	(\$23,775.87)	=	(\$245,772.85)	-	(\$404,187.16)	=		\$158,414.31
Sub Total	\$1,150,526.34		(\$46,966.61)		\$1,103,559.73		\$1,103,559.73			\$0.00



# Albuquerque Talent Development Academy

## Balance Sheet Report

Cycle: FY2021-2022; Fund Class: [All]; Fund Columns: [All Non-Zero Funds]; Account Expression: ([Fund] >= "11000") ; Balance Date: 07/31/2021; Detail: No; Created On: 8/13/2021

Description	11000	14000	21000	24101	24106	24153
11012 - NM Bank & Trust	\$373,654.43	\$3,170.21	(\$49.91)	\$28.45	(\$20,606.35)	(\$147.97)
11031 - Cash on Hand	\$0.00	\$0.00	\$50.00	\$0.00	\$0.00	\$0.00
<b>Subtotal of Account Type: Asset</b>	<b>\$373,654.43</b>	<b>\$3,170.21</b>	<b>\$0.09</b>	<b>\$28.45</b>	<b>(\$20,606.35)</b>	<b>(\$147.97)</b>
<b>Subtotal of Account Group: Assets</b>	<b>\$373,654.43</b>	<b>\$3,170.21</b>	<b>\$0.09</b>	<b>\$28.45</b>	<b>(\$20,606.35)</b>	<b>(\$147.97)</b>
23124 - State Retirement System Contributions(Employee)	\$2,100.92	\$0.00	\$0.00	\$0.00	\$0.00	\$0.00
23125 - Health Insurance (Employee)	\$4,818.59	\$0.00	\$0.00	\$0.00	\$19.46	\$0.00
23126 - Unemployment Insurance	\$33.95	\$0.00	\$0.00	\$26.64	\$0.00	\$0.00
23127 - Workers' Compensation (Employee)	\$18.00	\$0.00	\$0.00	\$0.00	\$0.00	\$0.00
23134 - State Retirement System Contributions (Employer)	\$1,948.33	\$0.00	\$0.00	\$0.00	\$0.00	\$0.00
23135 - Health Insurance (Employer)	\$6,419.91	\$0.00	\$0.00	\$0.00	\$31.58	\$0.00
23137 - Workers' Compensation (Employer)	\$20.70	\$0.00	\$0.00	\$0.00	\$0.00	\$0.00
23142 - State Income Tax	\$1,420.20	\$0.00	\$0.00	\$1.81	\$161.66	\$0.00
<b>Subtotal of Account Type: Liability</b>	<b>\$16,780.60</b>	<b>\$0.00</b>	<b>\$0.00</b>	<b>\$28.45</b>	<b>\$212.70</b>	<b>\$0.00</b>
32300 - Unreserved Fund Balance	\$316,288.96	\$3,170.21	\$0.09	(\$17,196.76)	(\$35,479.12)	(\$147.97)
Net Increase/Decrease	\$40,584.87	\$0.00	\$0.00	\$17,196.76	\$14,660.07	\$0.00
<b>Subtotal of Account Type: Fund Balance/Retained Earnings</b>	<b>\$356,873.83</b>	<b>\$3,170.21</b>	<b>\$0.09</b>	<b>\$0.00</b>	<b>(\$20,819.05)</b>	<b>(\$147.97)</b>
<b>Subtotal of Account Group: Liabilities/Fund Balance</b>	<b>\$373,654.43</b>	<b>\$3,170.21</b>	<b>\$0.09</b>	<b>\$28.45</b>	<b>(\$20,606.35)</b>	<b>(\$147.97)</b>

2021 3:14:42 PM

24154	24190	24301	24308	25205	27107	27109	27125	31200
\$0.00	\$298.70	(\$183.76)	(\$26,200.00)	(\$3,652.08)	(\$106.61)	\$2,503.24	\$0.50	(\$0.01)
\$0.00	\$0.00	\$0.00	\$0.00	\$0.00	\$0.00	\$0.00	\$0.00	\$0.00
<b>\$0.00</b>	<b>\$298.70</b>	<b>(\$183.76)</b>	<b>(\$26,200.00)</b>	<b>(\$3,652.08)</b>	<b>(\$106.61)</b>	<b>\$2,503.24</b>	<b>\$0.50</b>	<b>(\$0.01)</b>
<b>\$0.00</b>	<b>\$298.70</b>	<b>(\$183.76)</b>	<b>(\$26,200.00)</b>	<b>(\$3,652.08)</b>	<b>(\$106.61)</b>	<b>\$2,503.24</b>	<b>\$0.50</b>	<b>(\$0.01)</b>
\$0.00	\$0.00	\$0.00	\$0.00	\$329.87	\$0.00	\$0.00	\$0.00	\$0.00
\$0.00	\$121.27	\$0.00	\$0.00	\$274.52	\$0.00	\$0.00	\$0.00	\$0.00
\$0.00	\$1.19	\$0.00	\$0.00	\$16.32	\$0.00	\$0.00	\$0.00	\$0.00
\$0.00	\$0.00	\$0.00	\$0.00	\$6.00	\$0.00	\$0.00	\$0.00	\$0.00
\$0.00	\$0.00	\$0.00	\$0.00	\$455.34	\$0.00	\$0.00	\$0.00	\$0.00
\$0.00	\$159.36	\$0.00	\$0.00	\$414.44	\$0.00	\$0.00	\$0.00	\$0.00
\$0.00	\$0.00	\$0.00	\$0.00	\$6.90	\$0.00	\$0.00	\$0.00	\$0.00
\$0.00	\$16.88	\$0.00	\$0.00	\$166.09	\$0.00	\$0.00	\$0.00	\$0.00
<b>\$0.00</b>	<b>\$298.70</b>	<b>\$0.00</b>	<b>\$0.00</b>	<b>\$1,669.48</b>	<b>\$0.00</b>	<b>\$0.00</b>	<b>\$0.00</b>	<b>\$0.00</b>
(\$4,173.39)	(\$1,672.90)	(\$36,208.44)	\$0.00	(\$51,059.88)	(\$106.61)	\$2,503.24	\$0.50	(\$28,397.01)
\$4,173.39	\$1,672.90	\$36,024.68	(\$26,200.00)	\$45,738.32	\$0.00	\$0.00	\$0.00	\$28,397.00
<b>\$0.00</b>	<b>\$0.00</b>	<b>(\$183.76)</b>	<b>(\$26,200.00)</b>	<b>(\$5,321.56)</b>	<b>(\$106.61)</b>	<b>\$2,503.24</b>	<b>\$0.50</b>	<b>(\$0.01)</b>
<b>\$0.00</b>	<b>\$298.70</b>	<b>(\$183.76)</b>	<b>(\$26,200.00)</b>	<b>(\$3,652.08)</b>	<b>(\$106.61)</b>	<b>\$2,503.24</b>	<b>\$0.50</b>	<b>(\$0.01)</b>

31600	31701	31703	90001	Total
\$552,243.08	\$218,561.81	\$4,096.00	(\$50.00)	\$1,103,559.73
\$0.00	\$0.00	\$0.00	\$50.00	\$100.00
<b>\$552,243.08</b>	<b>\$218,561.81</b>	<b>\$4,096.00</b>	<b>\$0.00</b>	<b>\$1,103,659.73</b>
<b>\$552,243.08</b>	<b>\$218,561.81</b>	<b>\$4,096.00</b>	<b>\$0.00</b>	<b>\$1,103,659.73</b>
\$0.00	\$0.00	\$0.00	\$0.00	\$2,430.79
\$0.00	\$0.00	\$0.00	\$0.00	\$5,233.84
\$0.00	\$0.00	\$0.00	\$0.00	\$78.10
\$0.00	\$0.00	\$0.00	\$0.00	\$24.00
\$0.00	\$0.00	\$0.00	\$0.00	\$2,403.67
\$0.00	\$0.00	\$0.00	\$0.00	\$7,025.29
\$0.00	\$0.00	\$0.00	\$0.00	\$27.60
\$0.00	\$0.00	\$0.00	\$0.00	\$1,766.64
<b>\$0.00</b>	<b>\$0.00</b>	<b>\$0.00</b>	<b>\$0.00</b>	<b>\$18,989.93</b>
\$550,118.03	\$217,496.97	\$4,096.00	\$0.00	\$919,231.92
\$2,125.05	\$1,064.84	\$0.00	\$0.00	\$165,437.88
<b>\$552,243.08</b>	<b>\$218,561.81</b>	<b>\$4,096.00</b>	<b>\$0.00</b>	<b>\$1,084,669.80</b>
<b>\$552,243.08</b>	<b>\$218,561.81</b>	<b>\$4,096.00</b>	<b>\$0.00</b>	<b>\$1,103,659.73</b>

# Albuquerque Talent

## Statement of Revenues and

Cycle: FY2021-2022; Fund Class: [All]; Fund Columns: [All Non-Zero Funds]; Account Expression: ([Fund] >= "11000") ; Include Element

Description	Total
11000 - Operational	\$137,861.85
24101 - Title I - IASA	\$17,196.76
24106 - Entitlement IDEA-B	\$15,197.31
24154 - Teacher/Principal Training & Recruiting	\$4,173.39
24190 - CSI	\$1,672.90
25205 - GEAR UP	\$51,519.93
24301 - CARES Act	\$36,024.68
31200 - Public School Capital Outlay	\$28,397.00
31600 - Capital Improvements HB-33	\$2,125.05
31701 - Capital Improvements SB-9 Local	\$1,064.84
<b>Total Revenue</b>	<b>\$295,233.71</b>
11000 - Operational	\$97,276.98
24106 - Entitlement IDEA-B	\$537.24
25205 - GEAR UP	\$5,781.61
24308 - ESSER II CRRSA	\$26,200.00
<b>Total Expenditure</b>	<b>\$129,795.83</b>
<b>Total Other Financing Sources (Uses)</b>	<b>\$0.00</b>
<b>Excess (deficiency) of revenues and other financing sources over expenditures and other financing uses</b>	<b>\$165,437.88</b>
Fund Balance, Beginning of year	\$919,231.92
<b>Fund Balance, End of year</b>	<b>\$1,084,669.80</b>

# Albuquerque Talent Development Academy

## Account Summary Report

Cycle: FY2021-2022; Begin Date: 07/01/2021; End Date: 07/31/2021; Account Type: Revenue; Subtotal Elements: Fund,Function; Account Expression: ([Fund] >= "11000") ; Subtotal By Account Type: No; Include Unposted Transactions: No;  
Created On: 8/13/2021 3:16:59 PM

Account Code	Description	Actual (Date Range)	Budget (YTD)	Actual (YTD)	Encumbrance (YTD)	Available (YTD)	% of Budget
11000-0000-41702-0000-001016-0000	Fees - Educational	\$0.00	(\$2,000.00)	\$0.00	\$0.00	(\$2,000.00)	0.00
11000-0000-41920-0000-001016-0000	Contributions and Donations From Private Sources	(\$792.00)	\$0.00	(\$792.00)	\$0.00	\$792.00	0.00
11000-0000-43101-0000-001016-0000	State Equalization Guarantee	(\$137,069.85)	(\$1,644,838.00)	(\$137,069.85)	\$0.00	(\$1,507,768.15)	8.33
<b>Subtotal of Element: [Function] 0000 - Revenue</b>		<b>(\$137,861.85)</b>	<b>(\$1,646,838.00)</b>	<b>(\$137,861.85)</b>	<b>\$0.00</b>	<b>(\$1,508,976.15)</b>	<b>8.37</b>
<b>Subtotal of Element: [Fund] 11000 - Operational</b>		<b>(\$137,861.85)</b>	<b>(\$1,646,838.00)</b>	<b>(\$137,861.85)</b>	<b>\$0.00</b>	<b>(\$1,508,976.15)</b>	<b>8.37</b>
24101-0000-41924-0000-001016-0000	Flowthrough Grants from District	(\$17,196.76)	(\$31,237.00)	(\$17,196.76)	\$0.00	(\$14,040.24)	55.05
<b>Subtotal of Element: [Function] 0000 - Revenue</b>		<b>(\$17,196.76)</b>	<b>(\$31,237.00)</b>	<b>(\$17,196.76)</b>	<b>\$0.00</b>	<b>(\$14,040.24)</b>	<b>55.05</b>
<b>Subtotal of Element: [Fund] 24101 - Title I - IASA</b>		<b>(\$17,196.76)</b>	<b>(\$31,237.00)</b>	<b>(\$17,196.76)</b>	<b>\$0.00</b>	<b>(\$14,040.24)</b>	<b>55.05</b>
24106-0000-41924-0000-001016-0000	Flowthrough Grants from District	(\$15,197.31)	(\$46,030.00)	(\$15,197.31)	\$0.00	(\$30,832.69)	33.01
<b>Subtotal of Element: [Function] 0000 - Revenue</b>		<b>(\$15,197.31)</b>	<b>(\$46,030.00)</b>	<b>(\$15,197.31)</b>	<b>\$0.00</b>	<b>(\$30,832.69)</b>	<b>33.02</b>
<b>Subtotal of Element: [Fund] 24106 - Entitlement IDEA B</b>		<b>(\$15,197.31)</b>	<b>(\$46,030.00)</b>	<b>(\$15,197.31)</b>	<b>\$0.00</b>	<b>(\$30,832.69)</b>	<b>33.02</b>
24153-0000-41924-0000-001016-0000	Flowthrough Grants from District	\$0.00	(\$875.00)	\$0.00	\$0.00	(\$875.00)	0.00
<b>Subtotal of Element: [Function] 0000 - Revenue</b>		<b>\$0.00</b>	<b>(\$875.00)</b>	<b>\$0.00</b>	<b>\$0.00</b>	<b>(\$875.00)</b>	<b>0.00</b>
<b>Subtotal of Element: [Fund] 24153 - English Language Acquisition</b>		<b>\$0.00</b>	<b>(\$875.00)</b>	<b>\$0.00</b>	<b>\$0.00</b>	<b>(\$875.00)</b>	<b>0.00</b>
24154-0000-41924-0000-001016-0000	Flowthrough Grants from District	(\$4,173.39)	(\$5,114.00)	(\$4,173.39)	\$0.00	(\$940.61)	81.60
<b>Subtotal of Element: [Function] 0000 - Revenue</b>		<b>(\$4,173.39)</b>	<b>(\$5,114.00)</b>	<b>(\$4,173.39)</b>	<b>\$0.00</b>	<b>(\$940.61)</b>	<b>81.61</b>
<b>Subtotal of Element: [Fund] 24154 - Teacher/Principal Training &amp; Recruitment</b>		<b>(\$4,173.39)</b>	<b>(\$5,114.00)</b>	<b>(\$4,173.39)</b>	<b>\$0.00</b>	<b>(\$940.61)</b>	<b>81.61</b>
24174-0000-41924-0000-001016-0000	Flowthrough Grants from District	\$0.00	(\$4,208.00)	\$0.00	\$0.00	(\$4,208.00)	0.00
<b>Subtotal of Element: [Function] 0000 - Revenue</b>		<b>\$0.00</b>	<b>(\$4,208.00)</b>	<b>\$0.00</b>	<b>\$0.00</b>	<b>(\$4,208.00)</b>	<b>0.00</b>
<b>Subtotal of Element: [Fund] 24174 - Carl D Perkins Secondary - Current</b>		<b>\$0.00</b>	<b>(\$4,208.00)</b>	<b>\$0.00</b>	<b>\$0.00</b>	<b>(\$4,208.00)</b>	<b>0.00</b>
24190-0000-41924-0000-001016-0000	Flowthrough Grants from District	(\$1,672.90)	\$0.00	(\$1,672.90)	\$0.00	\$1,672.90	0.00
<b>Subtotal of Element: [Function] 0000 - Revenue</b>		<b>(\$1,672.90)</b>	<b>\$0.00</b>	<b>(\$1,672.90)</b>	<b>\$0.00</b>	<b>\$1,672.90</b>	<b>0.00</b>
<b>Subtotal of Element: [Fund] 24190 - CSI</b>		<b>(\$1,672.90)</b>	<b>\$0.00</b>	<b>(\$1,672.90)</b>	<b>\$0.00</b>	<b>\$1,672.90</b>	<b>0.00</b>
24301-0000-41924-0000-001016-0000	Flowthrough Grants from District	(\$36,024.68)	\$0.00	(\$36,024.68)	\$0.00	\$36,024.68	0.00
<b>Subtotal of Element: [Function] 0000 - Revenue</b>		<b>(\$36,024.68)</b>	<b>\$0.00</b>	<b>(\$36,024.68)</b>	<b>\$0.00</b>	<b>\$36,024.68</b>	<b>0.00</b>
<b>Subtotal of Element: [Fund] 24301 - CARES Act</b>		<b>(\$36,024.68)</b>	<b>\$0.00</b>	<b>(\$36,024.68)</b>	<b>\$0.00</b>	<b>\$36,024.68</b>	<b>0.00</b>
24308-0000-41924-0000-001016-0000	Flowthrough Grants from District	\$0.00	(\$174,748.00)	\$0.00	\$0.00	(\$174,748.00)	0.00
<b>Subtotal of Element: [Function] 0000 - Revenue</b>		<b>\$0.00</b>	<b>(\$174,748.00)</b>	<b>\$0.00</b>	<b>\$0.00</b>	<b>(\$174,748.00)</b>	<b>0.00</b>
<b>Subtotal of Element: [Fund] 24308 - ESSER II CDESA</b>		<b>\$0.00</b>	<b>(\$174,748.00)</b>	<b>\$0.00</b>	<b>\$0.00</b>	<b>(\$174,748.00)</b>	<b>0.00</b>
25205-0000-43203-0000-001016-0000	State Direct Grants	(\$51,519.93)	(\$218,287.00)	(\$51,519.93)	\$0.00	(\$166,767.07)	23.60
<b>Subtotal of Element: [Function] 0000 - Revenue</b>		<b>(\$51,519.93)</b>	<b>(\$218,287.00)</b>	<b>(\$51,519.93)</b>	<b>\$0.00</b>	<b>(\$166,767.07)</b>	<b>23.60</b>
<b>Subtotal of Element: [Fund] 25205 - GEAR UP</b>		<b>(\$51,519.93)</b>	<b>(\$218,287.00)</b>	<b>(\$51,519.93)</b>	<b>\$0.00</b>	<b>(\$166,767.07)</b>	<b>23.60</b>
27107-0000-43202-0000-001016-0000	State Flow-through Grant	\$0.00	(\$2,507.00)	\$0.00	\$0.00	(\$2,507.00)	0.00
27107-0000-43204-0000-001016-0000	Prior Year Balances	\$0.00	(\$273.00)	\$0.00	\$0.00	(\$273.00)	0.00
<b>Subtotal of Element: [Function] 0000 - Revenue</b>		<b>\$0.00</b>	<b>(\$2,780.00)</b>	<b>\$0.00</b>	<b>\$0.00</b>	<b>(\$2,780.00)</b>	<b>0.00</b>
<b>Subtotal of Element: [Fund] 27107 - Literacy For Children @ Risk BEO</b>		<b>\$0.00</b>	<b>(\$2,780.00)</b>	<b>\$0.00</b>	<b>\$0.00</b>	<b>(\$2,780.00)</b>	<b>0.00</b>
31200-0000-43209-0000-001016-0000	PSCOC Awards	(\$28,397.00)	\$0.00	(\$28,397.00)	\$0.00	\$28,397.00	0.00
<b>Subtotal of Element: [Function] 0000 - Revenue</b>		<b>(\$28,397.00)</b>	<b>\$0.00</b>	<b>(\$28,397.00)</b>	<b>\$0.00</b>	<b>\$28,397.00</b>	<b>0.00</b>
<b>Subtotal of Element: [Fund] 31200 - Public School Capital Outlay</b>		<b>(\$28,397.00)</b>	<b>\$0.00</b>	<b>(\$28,397.00)</b>	<b>\$0.00</b>	<b>\$28,397.00</b>	<b>0.00</b>
31600-0000-41110-0000-001016-0000	Ad Valorem Taxes - School District	(\$2,125.05)	(\$92,340.00)	(\$2,125.05)	\$0.00	(\$90,214.95)	2.30
<b>Subtotal of Element: [Function] 0000 - Revenue</b>		<b>(\$2,125.05)</b>	<b>(\$92,340.00)</b>	<b>(\$2,125.05)</b>	<b>\$0.00</b>	<b>(\$90,214.95)</b>	<b>2.30</b>
<b>Subtotal of Element: [Fund] 31600 - Capital Improvements HB 22</b>		<b>(\$2,125.05)</b>	<b>(\$92,340.00)</b>	<b>(\$2,125.05)</b>	<b>\$0.00</b>	<b>(\$90,214.95)</b>	<b>2.30</b>
31701-0000-41110-0000-001016-0000	Revenue	(\$1,064.84)	(\$46,763.00)	(\$1,064.84)	\$0.00	(\$45,698.16)	2.27
<b>Subtotal of Element: [Function] 0000 - Revenue</b>		<b>(\$1,064.84)</b>	<b>(\$46,763.00)</b>	<b>(\$1,064.84)</b>	<b>\$0.00</b>	<b>(\$45,698.16)</b>	<b>2.28</b>
<b>Subtotal of Element: [Fund] 31701 - Capital Improvements SB &amp; Local</b>		<b>(\$1,064.84)</b>	<b>(\$46,763.00)</b>	<b>(\$1,064.84)</b>	<b>\$0.00</b>	<b>(\$45,698.16)</b>	<b>2.28</b>
31703-0000-43202-0000-001016-0000	State Flow-through Grant	\$0.00	(\$4,200.00)	\$0.00	\$0.00	(\$4,200.00)	0.00

Subtotal of Element: [Function] 0000 - Revenue		\$0.00	(\$4,200.00)	\$0.00	\$0.00	(\$4,200.00)	0.00
Subtotal of Element: [Fund] 31703 - SB-9 State		\$0.00	(\$4,200.00)	\$0.00	\$0.00	(\$4,200.00)	0.00
Match							
Grand Total		(\$295,233.71)	(\$2,273,420.00)	(\$295,233.71)	\$0.00	(\$1,978,186.29)	12.99

# Albuquerque Talent Development Academy

## Rollup Report

Cycle: FY2021-2022; 1st Detail Element: Object; 1st Detail Level: Highest; 2nd Detail Element: None; 2nd Detail Level: None; 3rd Detail Element: None; 3rd Detail Level: None; 4th Detail Element: None; 4th Detail Level: None; 5th Detail Element: None; 5th Detail Level: None; Account Expression: ([Object] > "51000") ; 1st Subtotal Element: Fund; 1st Subtotal Rollup Level: Lowest; 2nd Subtotal Element: None; 2nd Subtotal Rollup Level: None; 3rd Subtotal Element: None; 3rd Subtotal Rollup Level: None; 4th Subtotal Element: None; 4th Subtotal Rollup Level: None; 5th Subtotal Element: None; 5th Subtotal Rollup Level: None; Begin Date: 07/01/2021; End Date: 07/31/2021; Subtotal on Account Type: No; Include Encumbrances: Yes; Created On: 8/13/2021 3:34:58 PM

Object	Actuals (Selected Range)	Adopted Budget	Current Budget	Actuals (YTD)	Encumbrances (YTD)	Available	% of Budget
51000 - Personnel Services - Compensation	\$12,203.97	\$994,280.00	\$994,280.00	\$12,203.97	\$926,243.64	\$55,832.39	1.23
52000 - Personnel Services - Employee Benefits	\$19,088.38	\$327,959.00	\$327,959.00	\$19,088.38	\$234,441.52	\$74,429.10	5.82
53000 - Purchased Professional and Technical Services	\$3,239.92	\$209,652.00	\$209,652.00	\$3,239.92	\$74,700.31	\$131,711.77	1.55
54000 - Purchased Property Services	\$26,571.28	\$256,282.00	\$256,282.00	\$26,571.28	\$158,934.25	\$70,776.47	10.37
55000 - Other Purchased Services	\$23,262.57	\$106,365.00	\$106,365.00	\$23,262.57	\$34,358.00	\$48,744.43	21.87
56000 - Supplies	\$12,910.86	\$36,300.00	\$36,300.00	\$12,910.86	\$6,322.25	\$17,066.89	35.57
57000 - Property	\$0.00	\$1,000.00	\$1,000.00	\$0.00	\$1,507.00	(\$507.00)	0.00
<b>Subtotal of Element: [Fund] 11000 - Operational</b>	<b>\$97,276.98</b>	<b>\$1,931,838.00</b>	<b>\$1,931,838.00</b>	<b>\$97,276.98</b>	<b>\$1,436,506.97</b>	<b>\$398,054.05</b>	
51000 - Personnel Services - Compensation	\$0.00	\$1,000.00	\$1,000.00	\$0.00	\$1,000.00	\$0.00	0.00
52000 - Personnel Services - Employee Benefits	\$0.00	\$268.00	\$268.00	\$0.00	\$229.31	\$38.69	0.00
53000 - Purchased Professional and Technical Services	\$0.00	\$210.00	\$210.00	\$0.00	\$0.00	\$210.00	0.00
55000 - Other Purchased Services	\$0.00	\$16,226.00	\$16,226.00	\$0.00	\$0.00	\$16,226.00	0.00
56000 - Supplies	\$0.00	\$13,533.00	\$13,533.00	\$0.00	\$8,100.00	\$5,433.00	0.00
<b>Subtotal of Element: [Fund] 24101 - Title I - IASA</b>	<b>\$0.00</b>	<b>\$31,237.00</b>	<b>\$31,237.00</b>	<b>\$0.00</b>	<b>\$9,329.31</b>	<b>\$21,907.69</b>	
51000 - Personnel Services - Compensation	\$0.00	\$33,989.00	\$33,989.00	\$0.00	\$33,989.00	\$0.00	0.00
52000 - Personnel Services - Employee Benefits	\$537.24	\$9,497.00	\$9,497.00	\$537.24	\$8,413.40	\$546.36	5.66
53000 - Purchased Professional and Technical Services	\$0.00	\$2,544.00	\$2,544.00	\$0.00	\$0.00	\$2,544.00	0.00
<b>Subtotal of Element: [Fund] 24106 - Entitlement IDEA B</b>	<b>\$537.24</b>	<b>\$46,030.00</b>	<b>\$46,030.00</b>	<b>\$537.24</b>	<b>\$42,402.40</b>	<b>\$3,090.36</b>	
51000 - Personnel Services - Compensation	\$0.00	\$2,000.00	\$2,000.00	\$0.00	\$0.00	\$2,000.00	0.00
53000 - Purchased Professional and Technical Services	\$0.00	\$3,114.00	\$3,114.00	\$0.00	\$0.00	\$3,114.00	0.00
<b>Subtotal of Element: [Fund] 24154 - Teacher/Principal Training &amp; Recruiting</b>	<b>\$0.00</b>	<b>\$5,114.00</b>	<b>\$5,114.00</b>	<b>\$0.00</b>	<b>\$0.00</b>	<b>\$5,114.00</b>	
51000 - Personnel Services - Compensation	\$0.00	\$73,887.00	\$73,887.00	\$0.00	\$0.00	\$73,887.00	0.00
52000 - Personnel Services - Employee Benefits	\$0.00	\$12,811.00	\$12,811.00	\$0.00	\$0.00	\$12,811.00	0.00
53000 - Purchased Professional and Technical Services	\$1,200.00	\$30,000.00	\$30,000.00	\$1,200.00	\$0.00	\$28,800.00	4.00
55000 - Other Purchased Services	\$0.00		\$0.00	\$0.00	\$30,000.00	(\$30,000.00)	
56000 - Supplies	\$25,000.00	\$21,800.00	\$21,800.00	\$25,000.00	\$0.00	(\$3,200.00)	114.68
57000 - Property	\$0.00	\$36,250.00	\$36,250.00	\$0.00	\$0.00	\$36,250.00	0.00
<b>Subtotal of Element: [Fund] 24308 - ESSER II CDESA</b>	<b>\$26,200.00</b>	<b>\$174,748.00</b>	<b>\$174,748.00</b>	<b>\$26,200.00</b>	<b>\$30,000.00</b>	<b>\$118,548.00</b>	
51000 - Personnel Services - Compensation	\$2,819.46	\$132,208.00	\$132,208.00	\$2,819.46	\$120,479.01	\$8,909.53	2.13
52000 - Personnel Services - Employee Benefits	\$2,600.55	\$38,954.00	\$38,954.00	\$2,600.55	\$43,331.60	(\$6,978.15)	6.68
53000 - Purchased Professional and Technical Services	\$0.00	\$3,000.00	\$3,000.00	\$0.00	\$0.00	\$3,000.00	0.00
55000 - Other Purchased Services	\$0.00	\$37,125.00	\$37,125.00	\$0.00	\$0.00	\$37,125.00	0.00
56000 - Supplies	\$361.60	\$7,000.00	\$7,000.00	\$361.60	(\$363.75)	\$7,002.15	5.17
<b>Subtotal of Element: [Fund] 25205 - GEAR UP</b>	<b>\$5,781.61</b>	<b>\$218,287.00</b>	<b>\$218,287.00</b>	<b>\$5,781.61</b>	<b>\$163,446.86</b>	<b>\$49,058.53</b>	
53000 - Purchased Professional and Technical Services	\$0.00	\$636,803.00	\$636,803.00	\$0.00	\$0.00	\$636,803.00	0.00
<b>Subtotal of Element: [Fund] 31600 - Capital Improvements HB 33</b>	<b>\$0.00</b>	<b>\$636,803.00</b>	<b>\$636,803.00</b>	<b>\$0.00</b>	<b>\$0.00</b>	<b>\$636,803.00</b>	

53000 - Purchased Professional and Technical Services	\$0.00	\$46,763.00	\$46,763.00	\$0.00	\$0.00	\$46,763.00	0.00
56000 - Supplies	\$0.00	\$104,850.00	\$104,850.00	\$0.00	\$0.00	\$104,850.00	0.00
57000 - Property	\$0.00	\$112,114.00	\$112,114.00	\$0.00	\$0.00	\$112,114.00	0.00
<b>Subtotal of Element: [Fund] 31701 - Capital Improvements SB-9 Local</b>	<b>\$0.00</b>	<b>\$263,727.00</b>	<b>\$263,727.00</b>	<b>\$0.00</b>	<b>\$0.00</b>	<b>\$263,727.00</b>	
56000 - Supplies	\$0.00	\$0.00	\$2,000.00	\$0.00	\$0.00	\$2,000.00	0.00
<b>Subtotal of Element: [Fund] 14000 - Total Instructional Materials Sub Fund</b>	<b>\$0.00</b>	<b>\$0.00</b>	<b>\$2,000.00</b>	<b>\$0.00</b>	<b>\$0.00</b>	<b>\$2,000.00</b>	
56000 - Supplies	\$0.00	\$1,500.00	\$1,500.00	\$0.00	\$1,000.00	\$500.00	0.00
<b>Subtotal of Element: [Fund] 21000 - Food Services</b>	<b>\$0.00</b>	<b>\$1,500.00</b>	<b>\$1,500.00</b>	<b>\$0.00</b>	<b>\$1,000.00</b>	<b>\$500.00</b>	
56000 - Supplies	\$0.00	\$875.00	\$875.00	\$0.00	\$0.00	\$875.00	0.00
<b>Subtotal of Element: [Fund] 24153 - English Language Acquisition</b>	<b>\$0.00</b>	<b>\$875.00</b>	<b>\$875.00</b>	<b>\$0.00</b>	<b>\$0.00</b>	<b>\$875.00</b>	
56000 - Supplies	\$0.00	\$4,208.00	\$4,208.00	\$0.00	\$0.00	\$4,208.00	0.00
<b>Subtotal of Element: [Fund] 24174 - Carl D Perkins Secondary - Current</b>	<b>\$0.00</b>	<b>\$4,208.00</b>	<b>\$4,208.00</b>	<b>\$0.00</b>	<b>\$0.00</b>	<b>\$4,208.00</b>	
56000 - Supplies	\$0.00	\$2,780.00	\$2,780.00	\$0.00	\$274.50	\$2,505.50	0.00
<b>Subtotal of Element: [Fund] 27107 - Literacy For Children @ Risk SED</b>	<b>\$0.00</b>	<b>\$2,780.00</b>	<b>\$2,780.00</b>	<b>\$0.00</b>	<b>\$274.50</b>	<b>\$2,505.50</b>	
57000 - Property	\$0.00	\$8,296.00	\$8,296.00	\$0.00	\$0.00	\$8,296.00	0.00
<b>Subtotal of Element: [Fund] 31703 - SB-9 State Match</b>	<b>\$0.00</b>	<b>\$8,296.00</b>	<b>\$8,296.00</b>	<b>\$0.00</b>	<b>\$0.00</b>	<b>\$8,296.00</b>	
<b>Grand Total</b>	<b>\$129,795.83</b>	<b>\$3,325,443.00</b>	<b>\$3,327,443.00</b>	<b>\$129,795.83</b>	<b>\$1,682,960.04</b>	<b>\$1,514,687.13</b>	



# Albuquerque Talent Development Academy

## Account Summary Report

Cycle: FY2021-2022; Begin Date: 07/01/2021; End Date: 07/31/2021; Account Type: Expenditure; Subtotal Elements: Fund,Function; Account Expression: ([Fund] >= "11000") ; Subtotal By Account Type: No; Include Unposted Transactions: No; Created On: 8/13/2021 3:17:24 PM

Account Code	Description	Actual (Date Range)	Budget (YTD)	Actual (YTD)	Encumbrance (YTD)	Available (YTD)	% of Budget
11000-1000-51100-0000-001016-1611	Instruction-Salaries Expense	\$0.00	\$5,278.00	\$0.00	\$0.00	\$5,278.00	0.00
11000-1000-51100-1010-001016-1411	Instruction-Salaries Expense	\$0.00	\$410,048.00	\$0.00	\$431,729.12	(\$21,681.12)	0.00
11000-1000-51100-1010-001016-1711	Instruction-Salaries Expense	\$0.00	\$28,464.00	\$0.00	\$28,464.01	(\$0.01)	0.00
11000-1000-51100-2000-001016-1412	Instruction-Salaries Expense	\$0.00	\$33,989.00	\$0.00	\$63,573.50	(\$29,584.50)	0.00
11000-1000-51100-4025-001016-1412	Instruction-Salaries Expense	\$0.00	\$42,483.00	\$0.00	\$0.00	\$42,483.00	0.00
11000-1000-51300-1010-001016-1411	Instruction-Additional Compensation	\$0.00	\$3,915.00	\$0.00	\$3,000.00	\$915.00	0.00
11000-1000-51300-4025-001016-1412	Instruction-Additional Compensation	\$0.00	\$0.00	\$0.00	\$2,000.00	(\$2,000.00)	0.00
11000-1000-51300-9000-001016-1618	Instruction-Additional Compensation	\$0.00	\$5,545.00	\$0.00	\$1,000.00	\$4,545.00	0.00
11000-1000-51300-9000-001016-1624	Instruction-Additional Compensation	\$0.00	\$1,010.00	\$0.00	\$0.00	\$1,010.00	0.00
11000-1000-52111-0000-001016-0000	Instruction-Educational Retirement	\$0.00	\$74,351.00	\$0.00	\$60,005.38	\$14,345.62	0.00
11000-1000-52112-0000-001016-0000	Instruction-ERA - Retiree Health	\$0.00	\$10,509.00	\$0.00	\$8,480.92	\$2,028.08	0.00
11000-1000-52210-0000-001016-0000	Instruction-FICA Payments	\$0.00	\$32,905.00	\$0.00	\$21,835.32	\$11,069.68	0.00
11000-1000-52220-0000-001016-0000	Instruction-Medicare Payments	\$0.00	\$7,695.00	\$0.00	\$5,106.50	\$2,588.50	0.00
11000-1000-52311-0000-001016-0000	Instruction-Health and Medical Premiums	\$0.00	\$31,475.00	\$0.00	\$27,400.50	\$4,074.50	0.00
11000-1000-52312-0000-001016-0000	Instruction-Life	\$0.00	\$348.00	\$0.00	\$276.25	\$71.75	0.00
11000-1000-52313-0000-001016-0000	Instruction-Dental	\$0.00	\$2,776.00	\$0.00	\$2,074.25	\$701.75	0.00
11000-1000-52314-0000-001016-0000	Instruction-Vision	\$0.00	\$444.00	\$0.00	\$357.50	\$86.50	0.00
11000-1000-52315-0000-001016-0000	Instruction-Disability	\$0.00	\$23.00	\$0.00	\$357.50	(\$334.50)	0.00
11000-1000-52500-0000-001016-0000	Instruction-Unemployment Compensation	\$0.00	\$984.00	\$0.00	\$744.20	\$239.80	0.00
11000-1000-52710-0000-001016-0000	Instruction-Workers Compensation Premium	\$8,278.76	\$8,393.00	\$8,278.76	\$0.00	\$114.24	98.63
11000-1000-52720-0000-001016-0000	Instruction-Workers Compensation Employer's Fee	\$23.50	\$120.00	\$23.50	\$50.44	\$46.06	19.58
11000-1000-55915-9000-001016-0000	Instruction-Other Contract Services	\$0.00	\$4,775.00	\$0.00	\$0.00	\$4,775.00	0.00
11000-1000-56118-1010-001016-0000	Instruction-General Supplies and Materials	\$324.56	\$10,000.00	\$324.56	(\$90.45)	\$9,765.89	3.24
11000-1000-56118-9000-001016-0000	Instruction-General Supplies and Materials	\$0.00	\$1,000.00	\$0.00	\$0.00	\$1,000.00	0.00
11000-1000-57332-1010-001016-0000	Instruction-Supply Assets (\$5,000 or Less)	\$0.00	\$1,000.00	\$0.00	\$507.00	\$493.00	0.00
<b>Subtotal of Element: [Function] 1000 - Instruction</b>		<b>\$8,626.82</b>	<b>\$717,530.00</b>	<b>\$8,626.82</b>	<b>\$656,871.94</b>	<b>\$52,031.24</b>	<b>1.20</b>
11000-2100-51100-0000-001016-1214	Support Services-Students-Salaries Expense	\$0.00	\$0.00	\$0.00	\$67,044.81	(\$67,044.81)	0.00
11000-2100-51100-4025-001016-1214	Support Services-Students-Salaries Expense	\$0.00	\$67,044.00	\$0.00	\$0.00	\$67,044.00	0.00
11000-2100-51300-0000-001016-1214	Support Services-Students-Additional Compensation	\$0.00	\$200.00	\$0.00	\$200.00	\$0.00	0.00
11000-2100-51300-4025-001016-1211	Support Services-Students-Additional Compensation	\$0.00	\$10,526.00	\$0.00	\$0.00	\$10,526.00	0.00
11000-2100-52111-0000-001016-0000	Support Services-Students-Educational Retirement	\$0.00	\$11,004.00	\$0.00	\$9,515.21	\$1,488.79	0.00
11000-2100-52112-0000-001016-0000	Support Services-Students-ERA - Retiree Health	\$0.00	\$1,555.00	\$0.00	\$1,344.88	\$210.12	0.00
11000-2100-52210-0000-001016-0000	Support Services-Students-FICA Payments	\$0.00	\$4,821.00	\$0.00	\$0.00	\$4,821.00	0.00
11000-2100-52220-0000-001016-0000	Support Services-Students-Medicare Payments	\$0.00	\$1,127.00	\$0.00	\$0.00	\$1,127.00	0.00
11000-2100-52312-0000-001016-0000	Support Services-Students-Life	\$0.00	\$58.00	\$0.00	\$30.36	\$27.64	0.00
11000-2100-52500-0000-001016-0000	Support Services-Students-Unemployment Compensation	\$0.00	\$164.00	\$0.00	\$89.10	\$74.90	0.00
11000-2100-52710-0000-001016-0000	Support Services-Students-Workers Compensation Premium	\$1,059.72	\$1,231.00	\$1,059.72	\$0.00	\$171.28	86.08
11000-2100-52720-0000-001016-0000	Support Services-Students-Workers Compensation Employer's Fee	\$0.00	\$20.00	\$0.00	\$9.20	\$10.80	0.00
11000-2100-53211-2000-001016-0000	Support Services-Students-Diagnosticians - Contracted	\$60.68	\$0.00	\$60.68	\$10,350.31	(\$10,410.99)	0.00
11000-2100-53212-2000-001016-0000	Support Services-Students-Speech Therapists - Contracted	\$1,925.57	\$0.00	\$1,925.57	\$20,000.00	(\$21,925.57)	0.00
11000-2100-53212-4025-001016-0000	Support Services-Students-Speech Therapists - Contracted	\$0.00	\$20,000.00	\$0.00	\$0.00	\$20,000.00	0.00
11000-2100-53213-2000-001016-0000	Support Services-Students-Occupational Therapists - Contracted	\$0.00	\$0.00	\$0.00	\$500.00	(\$500.00)	0.00
11000-2100-53218-2000-001016-0000	Support Services-Students-Specialists - Contracted	\$0.00	\$0.00	\$0.00	\$8,500.00	(\$8,500.00)	0.00
11000-2100-53330-0000-001016-0000	Support Services-Students-Professional Development	\$0.00	\$100.00	\$0.00	\$0.00	\$100.00	0.00

11000-2100-53414-0000-001016-0000	Support Services-Students-Other Professional/Technical Services	\$0.00	\$0.00	\$0.00	\$5,000.00	(\$5,000.00)	0.00
11000-2100-53414-4025-001016-0000	Support Services-Students-Other Professional/Technical Services	\$0.00	\$5,000.00	\$0.00	\$0.00	\$5,000.00	0.00
11000-2100-53711-0000-001016-0000	Support Services-Students-Other Charges	\$0.00	\$124,927.00	\$0.00	\$0.00	\$124,927.00	0.00
11000-2100-56118-4025-001016-0000	Support Services-Students-General Supplies and Materials	\$0.00	\$3,000.00	\$0.00	\$0.00	\$3,000.00	0.00
<b>Subtotal of Element: [Function] 2100 - Support Services-Students</b>		<b>\$3,045.97</b>	<b>\$250,777.00</b>	<b>\$3,045.97</b>	<b>\$122,583.87</b>	<b>\$125,147.16</b>	<b>1.21</b>
11000-2200-51100-0000-001016-1212	Support Services-Instruction-Salaries Expense	\$0.00	\$12,211.00	\$0.00	\$12,211.68	(\$0.68)	0.00
11000-2200-52210-0000-001016-0000	Support Services-Instruction-FICA Payments	\$0.00	\$757.00	\$0.00	\$757.17	(\$0.17)	0.00
11000-2200-52220-0000-001016-0000	Support Services-Instruction-Medicare Payments	\$0.00	\$177.00	\$0.00	\$177.04	(\$0.04)	0.00
11000-2200-52312-0000-001016-0000	Support Services-Instruction-Life	\$0.00	\$29.00	\$0.00	\$0.00	\$29.00	0.00
11000-2200-52500-0000-001016-0000	Support Services-Instruction-Unemployment Compensation	\$0.00	\$82.00	\$0.00	\$40.32	\$41.68	0.00
11000-2200-52710-0000-001016-0000	Support Services-Instruction-Workers Compensation Premium	\$193.02	\$193.00	\$193.02	\$0.00	(\$0.02)	100.01
11000-2200-52720-0000-001016-0000	Support Services-Instruction-Workers Compensation Employer's Fee	\$0.00	\$10.00	\$0.00	\$8.84	\$1.16	0.00
<b>Subtotal of Element: [Function] 2200 - Support Services-Instruction</b>		<b>\$193.02</b>	<b>\$13,459.00</b>	<b>\$193.02</b>	<b>\$13,195.05</b>	<b>\$70.93</b>	<b>1.43</b>
11000-2300-51100-0000-001016-1111	Support Services-General Administration-Salaries Expense	\$4,182.00	\$110,000.00	\$4,182.00	\$96,186.00	\$9,632.00	3.80
11000-2300-52111-0000-001016-0000	Support Services-General Administration-Educational Retirement	\$591.75	\$15,565.00	\$591.75	\$13,610.25	\$1,363.00	3.80
11000-2300-52112-0000-001016-0000	Support Services-General Administration-ERA - Retiree Health	\$83.64	\$2,200.00	\$83.64	\$1,923.72	\$192.64	3.80
11000-2300-52210-0000-001016-0000	Support Services-General Administration-FICA Payments	\$241.05	\$6,820.00	\$241.05	\$5,544.15	\$1,034.80	3.53
11000-2300-52220-0000-001016-0000	Support Services-General Administration-Medicare Payments	\$56.37	\$1,595.00	\$56.37	\$1,296.51	\$242.12	3.53
11000-2300-52311-0000-001016-0000	Support Services-General Administration-Health and Medical Premiums	\$379.01	\$9,423.00	\$379.01	\$9,096.24	(\$52.25)	4.02
11000-2300-52312-0000-001016-0000	Support Services-General Administration-Life	\$1.32	\$29.00	\$1.32	\$31.68	(\$4.00)	4.55
11000-2300-52313-0000-001016-0000	Support Services-General Administration-Dental	\$25.66	\$411.00	\$25.66	\$615.84	(\$230.50)	6.24
11000-2300-52314-0000-001016-0000	Support Services-General Administration-Vision	\$4.24	\$75.00	\$4.24	\$101.76	(\$31.00)	5.65
11000-2300-52500-0000-001016-0000	Support Services-General Administration-Unemployment Compensation	\$0.00	\$82.00	\$0.00	\$89.10	(\$7.10)	0.00
11000-2300-52710-0000-001016-0000	Support Services-General Administration-Workers Compensation Premium	\$1,586.44	\$1,738.00	\$1,586.44	\$0.00	\$151.56	91.27
11000-2300-52720-0000-001016-0000	Support Services-General Administration-Workers Compensation Employer's Fee	\$0.00	\$10.00	\$0.00	\$9.20	\$0.80	0.00
11000-2300-53411-0000-001016-0000	Support Services-General Administration-Auditing	\$0.00	\$15,000.00	\$0.00	\$15,000.00	\$0.00	0.00
11000-2300-53413-0000-001016-0000	Support Services-General Administration-Legal	\$0.00	\$5,000.00	\$0.00	\$15,000.00	(\$10,000.00)	0.00
11000-2300-53711-0000-001016-0000	Support Services-General Administration-Other Charges	\$1,200.00	\$1,200.00	\$1,200.00	\$0.00	\$0.00	100.00
11000-2300-55400-0000-001016-0000	Support Services-General Administration-Advertising	\$1,700.60	\$8,660.00	\$1,700.60	\$550.00	\$6,409.40	19.63
11000-2300-55812-0000-001016-0000	Support Services-General Administration-Board Training	\$0.00	\$2,500.00	\$0.00	\$0.00	\$2,500.00	0.00
<b>Subtotal of Element: [Function] 2300 - Support Services-General Administration</b>		<b>\$10,052.08</b>	<b>\$180,308.00</b>	<b>\$10,052.08</b>	<b>\$159,054.45</b>	<b>\$11,201.47</b>	<b>5.57</b>
11000-2400-51100-0000-001016-1112	Support Services-School Administration-Salaries Expense	\$3,203.13	\$76,125.00	\$3,203.13	\$73,671.87	(\$750.00)	4.20
11000-2400-51100-0000-001016-1114	Support Services-School Administration-Salaries Expense	\$0.00	\$0.00	\$0.00	\$37,750.00	(\$37,750.00)	0.00
11000-2400-51100-0000-001016-1217	Support Services-School Administration-Salaries Expense	\$2,106.80	\$50,563.00	\$2,106.80	\$48,456.44	(\$0.24)	4.16
11000-2400-52111-0000-001016-0000	Support Services-School Administration-Educational Retirement	\$751.35	\$17,926.00	\$751.35	\$17,281.14	(\$106.49)	4.19
11000-2400-52112-0000-001016-0000	Support Services-School Administration-ERA - Retiree Health	\$106.20	\$2,533.00	\$106.20	\$2,442.58	(\$15.78)	4.19
11000-2400-52210-0000-001016-0000	Support Services-School Administration-FICA Payments	\$290.10	\$7,854.00	\$290.10	\$6,672.48	\$891.42	3.69
11000-2400-52220-0000-001016-0000	Support Services-School Administration-Medicare Payments	\$67.85	\$1,836.00	\$67.85	\$1,560.54	\$207.61	3.69
11000-2400-52311-0000-001016-0000	Support Services-School Administration-Health and Medical Premiums	\$899.17	\$22,994.00	\$899.17	\$21,059.92	\$1,034.91	3.91
11000-2400-52312-0000-001016-0000	Support Services-School Administration-Life	\$2.64	\$58.00	\$2.64	\$62.04	(\$6.68)	4.55
11000-2400-52313-0000-001016-0000	Support Services-School Administration-Dental	\$38.49	\$970.00	\$38.49	\$898.10	\$33.41	3.96
11000-2400-52314-0000-001016-0000	Support Services-School Administration-Vision	\$8.48	\$203.00	\$8.48	\$199.28	(\$4.76)	4.17
11000-2400-52315-0000-001016-0000	Support Services-School Administration-Disability	\$10.88	\$0.00	\$10.88	\$261.12	(\$272.00)	0.00
11000-2400-52500-0000-001016-0000	Support Services-School Administration-Unemployment Compensation	\$5.74	\$164.00	\$5.74	\$172.46	(\$14.20)	3.50

11000-2400-52710-0000-001016-0000	Support Services-School Administration-Workers Compensation Premium	\$2,611.00	\$2,002.00	\$2,611.00	\$0.00	(\$609.00)	130.41
11000-2400-52720-0000-001016-0000	Support Services-School Administration-Workers Compensation Employer's Fee	\$0.00	\$20.00	\$0.00	\$18.40	\$1.60	0.00
11000-2400-53330-0000-001016-0000	Support Services-School Administration-Professional Development	\$0.00	\$1,250.00	\$0.00	\$0.00	\$1,250.00	0.00
11000-2400-53711-0000-001016-0000	Support Services-School Administration-Other Charges	\$0.00	\$4,500.00	\$0.00	\$0.00	\$4,500.00	0.00
11000-2400-54610-0000-001016-0000	Support Services-School Administration-Renting Land and Buildings	\$0.00	\$1,750.00	\$0.00	\$0.00	\$1,750.00	0.00
11000-2400-55915-0000-001016-0000	Support Services-School Administration-Other Contract Services	\$222.75	\$1,700.00	\$222.75	\$1,500.00	(\$22.75)	13.10
11000-2400-56118-0000-001016-0000	Support Services-School Administration-General Supplies and Materials	\$0.00	\$4,500.00	\$0.00	\$2,000.00	\$2,500.00	0.00
<b>Subtotal of Element: [Function] 2400 - Support Services-School Administration</b>		<b>\$10,324.58</b>	<b>\$196,948.00</b>	<b>\$10,324.58</b>	<b>\$214,006.37</b>	<b>(\$27,382.95)</b>	<b>5.24</b>
11000-2500-51100-0000-001016-1114	Central Services-Salaries Expense	\$0.00	\$37,750.00	\$0.00	\$0.00	\$37,750.00	0.00
11000-2500-51100-0000-001016-1115	Central Services-Salaries Expense	\$2,195.04	\$78,629.00	\$2,195.04	\$50,485.96	\$25,948.00	2.79
11000-2500-51300-0000-001016-1217	Central Services-Additional Compensation	\$0.00	\$500.00	\$0.00	\$500.00	\$0.00	0.00
11000-2500-52111-0000-001016-0000	Central Services-Educational Retirement	\$310.60	\$16,467.00	\$310.60	\$7,143.67	\$9,012.73	1.88
11000-2500-52112-0000-001016-0000	Central Services-ERA - Retiree Health	\$43.90	\$2,327.00	\$43.90	\$1,009.68	\$1,273.42	1.88
11000-2500-52210-0000-001016-0000	Central Services-FICA Payments	\$127.51	\$7,246.00	\$127.51	\$31.00	\$7,087.49	1.75
11000-2500-52220-0000-001016-0000	Central Services-Medicare Payments	\$29.82	\$1,694.00	\$29.82	\$7.31	\$1,656.87	1.76
11000-2500-52311-0000-001016-0000	Central Services-Health and Medical Premiums	\$135.38	\$6,732.00	\$135.38	\$3,249.12	\$3,347.50	2.01
11000-2500-52312-0000-001016-0000	Central Services-Life	\$1.32	\$58.00	\$1.32	\$31.68	\$25.00	2.27
11000-2500-52313-0000-001016-0000	Central Services-Dental	\$8.58	\$432.00	\$8.58	\$205.92	\$217.50	1.98
11000-2500-52314-0000-001016-0000	Central Services-Vision	\$1.88	\$90.00	\$1.88	\$45.12	\$43.00	2.08
11000-2500-52500-0000-001016-0000	Central Services-Unemployment Compensation	\$0.00	\$164.00	\$0.00	\$90.74	\$73.26	0.00
11000-2500-52710-0000-001016-0000	Central Services-Workers Compensation Premium	\$832.69	\$1,848.00	\$832.69	\$0.00	\$1,015.31	45.05
11000-2500-52720-0000-001016-0000	Central Services-Workers Compensation Employer's Fee	\$0.00	\$20.00	\$0.00	\$9.56	\$10.44	0.00
11000-2500-53330-0000-001016-0000	Central Services-Professional Development	\$0.00	\$750.00	\$0.00	\$0.00	\$750.00	0.00
11000-2500-53414-0000-001016-0000	Central Services-Other Professional/Technical Services	\$53.67	\$31,000.00	\$53.67	\$0.00	\$30,946.33	0.17
11000-2500-53711-0000-001016-0000	Central Services-Other Charges	\$0.00	\$925.00	\$0.00	\$350.00	\$575.00	0.00
11000-2500-54630-0000-001016-0000	Central Services-Rentals - Computers and Related Equipment	\$118.27	\$2,250.00	\$118.27	\$2,500.00	(\$368.27)	5.25
11000-2500-55813-0000-001016-0000	Central Services-Employee Travel - Non-Teachers	\$0.00	\$400.00	\$0.00	\$0.00	\$400.00	0.00
11000-2500-55915-0000-001016-0000	Central Services-Other Contract Services	\$32.86	\$4,870.00	\$32.86	\$2,960.00	\$1,877.14	0.67
11000-2500-56113-0000-001016-0000	Central Services-Software	\$12,204.87	\$14,000.00	\$12,204.87	\$0.13	\$1,795.00	87.17
11000-2500-56118-0000-001016-0000	Central Services-General Supplies and Materials	\$381.43	\$0.00	\$381.43	\$1,700.57	(\$2,082.00)	0.00
<b>Subtotal of Element: [Function] 2500 - Central Services</b>		<b>\$16,477.82</b>	<b>\$208,152.00</b>	<b>\$16,477.82</b>	<b>\$70,320.46</b>	<b>\$121,353.72</b>	<b>7.92</b>
11000-2600-51100-0000-001016-1615	Operation & Maintenance of Plant-Salaries Expense	\$140.00	\$10,400.00	\$140.00	\$9,970.25	\$289.75	1.34
11000-2600-52111-0000-001016-0000	Operation & Maintenance of Plant-Educational Retirement	\$0.00	\$1,471.00	\$0.00	\$0.00	\$1,471.00	0.00
11000-2600-52112-0000-001016-0000	Operation & Maintenance of Plant-ERA - Retiree Health	\$0.00	\$208.00	\$0.00	\$0.00	\$208.00	0.00
11000-2600-52210-0000-001016-0000	Operation & Maintenance of Plant-FICA Payments	\$8.68	\$644.00	\$8.68	\$636.14	(\$0.82)	1.34
11000-2600-52220-0000-001016-0000	Operation & Maintenance of Plant-Medicare Payments	\$2.03	\$150.00	\$2.03	\$148.67	(\$0.70)	1.35
11000-2600-52500-0000-001016-0000	Operation & Maintenance of Plant-Unemployment Compensation	\$0.46	\$82.00	\$0.46	\$33.86	\$47.68	0.56
11000-2600-52710-0000-001016-0000	Operation & Maintenance of Plant-Workers Compensation Premium	\$164.38	\$0.00	\$164.38	\$0.00	(\$164.38)	0.00
11000-2600-52720-0000-001016-0000	Operation & Maintenance of Plant-Workers Compensation Employer's Fee	\$6.90	\$10.00	\$6.90	\$0.00	\$3.10	69.00
11000-2600-54311-0000-001016-0000	Operation & Maintenance of Plant-Maintenance & Repair-Furniture/Fixtures/Equipment	\$27.32	\$2,750.00	\$27.32	\$5,128.36	(\$2,405.68)	0.99
11000-2600-54312-0000-001016-0000	Operation & Maintenance of Plant-Maintenance & Repair-Buildings And Grounds	\$520.50	\$50,700.00	\$520.50	\$0.00	\$50,179.50	1.02
11000-2600-54411-0000-001016-0000	Operation & Maintenance of Plant-Electricity	\$1,954.49	\$38,000.00	\$1,954.49	\$36,045.51	\$0.00	5.14
11000-2600-54415-0000-001016-0000	Operation & Maintenance of Plant-Water/Sewage	\$389.20	\$9,750.00	\$389.20	\$9,360.80	\$0.00	3.99
11000-2600-54416-0000-001016-0000	Operation & Maintenance of Plant-Communication Services	\$1,019.75	\$4,182.00	\$1,019.75	\$11,910.96	(\$8,748.71)	24.38
11000-2600-54610-0000-001016-0000	Operation & Maintenance of Plant-Renting Land and Buildings	\$22,304.42	\$144,000.00	\$22,304.42	\$91,348.62	\$30,346.96	15.48
11000-2600-54620-0000-001016-0000	Operation & Maintenance of Plant-Rental - Equipment and Vehicles	\$237.33	\$2,900.00	\$237.33	\$2,640.00	\$22.67	8.18
11000-2600-55200-0000-001016-0000	Operation & Maintenance of Plant-Property/Liability Insurance	\$18,644.00	\$23,460.00	\$18,644.00	\$0.00	\$4,816.00	79.47

11000-2600-55915-0000-001016-0000	Operation & Maintenance of Plant-Other Contract Services	\$2,662.36	\$60,000.00	\$2,662.36	\$29,348.00	\$27,989.64	4.43
11000-2600-56118-0000-001016-0000	Operation & Maintenance of Plant-General Supplies and Materials	\$0.00	\$3,800.00	\$0.00	\$2,712.00	\$1,088.00	0.00
11000-2600-57332-0000-001016-0000	Operation & Maintenance of Plant-Supply Assets (\$5,000 or Less)	\$0.00	\$0.00	\$0.00	\$1,000.00	(\$1,000.00)	0.00
<b>Subtotal of Element: [Function] 2600 - Operation &amp; Maintenance of Plant</b>		<b>\$48,081.82</b>	<b>\$352,507.00</b>	<b>\$48,081.82</b>	<b>\$200,283.17</b>	<b>\$104,142.01</b>	<b>13.64</b>
11000-3100-51100-0000-001016-1617	Food Services Operations-Salaries Expense	\$377.00	\$9,600.00	\$377.00	\$0.00	\$9,223.00	3.92
11000-3100-52111-0000-001016-0000	Food Services Operations-Educational Retirement	\$53.35	\$1,358.00	\$53.35	\$93.81	\$1,210.84	3.92
11000-3100-52112-0000-001016-0000	Food Services Operations-ERA - Retiree Health	\$7.54	\$192.00	\$7.54	\$13.26	\$171.20	3.92
11000-3100-52210-0000-001016-0000	Food Services Operations-FICA Payments	\$23.37	\$595.00	\$23.37	\$41.11	\$530.52	3.92
11000-3100-52220-0000-001016-0000	Food Services Operations-Medicare Payments	\$5.47	\$139.00	\$5.47	\$9.61	\$123.92	3.93
11000-3100-52312-0000-001016-0000	Food Services Operations-Life	\$0.00	\$29.00	\$0.00	\$31.68	(\$2.68)	0.00
11000-3100-52500-0000-001016-0000	Food Services Operations-Unemployment Compensation	\$1.24	\$82.00	\$1.24	\$2.19	\$78.57	1.51
11000-3100-52710-0000-001016-0000	Food Services Operations-Workers Compensation Premium	\$0.00	\$152.00	\$0.00	\$0.00	\$152.00	0.00
11000-3100-52720-0000-001016-0000	Food Services Operations-Workers Compensation Employer's Fee	\$6.90	\$10.00	\$6.90	\$0.00	\$3.10	69.00
<b>Subtotal of Element: [Function] 3100 - Food Services Operations</b>		<b>\$474.87</b>	<b>\$12,157.00</b>	<b>\$474.87</b>	<b>\$191.66</b>	<b>\$11,490.47</b>	<b>3.91</b>
<b>Subtotal of Element: [Fund] 11000 - Operational</b>		<b>\$97,276.98</b>	<b>\$1,931,838.00</b>	<b>\$97,276.98</b>	<b>\$1,436,506.97</b>	<b>\$398,054.05</b>	<b>5.04</b>
21000-3100-56118-0000-001016-0000	Food Services Operations-General Supplies and Materials	\$0.00	\$1,500.00	\$0.00	\$1,000.00	\$500.00	0.00
<b>Subtotal of Element: [Function] 3100 - Food Services Operations</b>		<b>\$0.00</b>	<b>\$1,500.00</b>	<b>\$0.00</b>	<b>\$1,000.00</b>	<b>\$500.00</b>	<b>0.00</b>
<b>Subtotal of Element: [Fund] 21000 - Food Services</b>		<b>\$0.00</b>	<b>\$1,500.00</b>	<b>\$0.00</b>	<b>\$1,000.00</b>	<b>\$500.00</b>	<b>0.00</b>
24101-1000-51300-1010-001016-1411	Instruction-Additional Compensation	\$0.00	\$1,000.00	\$0.00	\$1,000.00	\$0.00	0.00
24101-1000-52111-0000-001016-0000	Instruction-Educational Retirement	\$0.00	\$149.00	\$0.00	\$141.60	\$7.40	0.00
24101-1000-52112-0000-001016-0000	Instruction-ERA - Retiree Health	\$0.00	\$30.00	\$0.00	\$19.92	\$10.08	0.00
24101-1000-52210-0000-001016-0000	Instruction-FICA Payments	\$0.00	\$62.00	\$0.00	\$53.76	\$8.24	0.00
24101-1000-52220-0000-001016-0000	Instruction-Medicare Payments	\$0.00	\$15.00	\$0.00	\$12.48	\$2.52	0.00
24101-1000-52500-0000-001016-0000	Instruction-Unemployment Compensation	\$0.00	\$0.00	\$0.00	\$1.39	(\$1.39)	0.00
24101-1000-52710-0000-001016-0000	Instruction-Workers Compensation Premium	\$0.00	\$1.00	\$0.00	\$0.00	\$1.00	0.00
24101-1000-52720-0000-001016-0000	Instruction-Workers Compensation Employer's Fee	\$0.00	\$11.00	\$0.00	\$0.16	\$10.84	0.00
24101-1000-55915-1010-001016-0000	Instruction-Other Contract Services	\$0.00	\$16,226.00	\$0.00	\$0.00	\$16,226.00	0.00
24101-1000-56113-1010-001016-0000	Instruction-Software	\$0.00	\$13,250.00	\$0.00	\$8,100.00	\$5,150.00	0.00
<b>Subtotal of Element: [Function] 1000 - Instruction</b>		<b>\$0.00</b>	<b>\$30,744.00</b>	<b>\$0.00</b>	<b>\$9,329.31</b>	<b>\$21,414.69</b>	<b>0.00</b>
24101-2100-53711-0000-001016-0000	Support Services-Students-Other Charges	\$0.00	\$210.00	\$0.00	\$0.00	\$210.00	0.00
24101-2100-56118-0000-001016-0000	Support Services-Students-General Supplies and Materials	\$0.00	\$283.00	\$0.00	\$0.00	\$283.00	0.00
<b>Subtotal of Element: [Function] 2100 - Support Services-Students</b>		<b>\$0.00</b>	<b>\$493.00</b>	<b>\$0.00</b>	<b>\$0.00</b>	<b>\$493.00</b>	<b>0.00</b>
<b>Subtotal of Element: [Fund] 24101 - Title I - IASA</b>		<b>\$0.00</b>	<b>\$31,237.00</b>	<b>\$0.00</b>	<b>\$9,329.31</b>	<b>\$21,907.69</b>	<b>0.00</b>
24106-1000-51100-2000-001016-1412	Instruction-Salaries Expense	\$0.00	\$33,989.00	\$0.00	\$33,989.00	\$0.00	0.00
24106-1000-52111-0000-001016-0000	Instruction-Educational Retirement	\$0.00	\$4,809.00	\$0.00	\$4,809.42	(\$0.42)	0.00
24106-1000-52112-0000-001016-0000	Instruction-ERA - Retiree Health	\$0.00	\$679.00	\$0.00	\$679.89	(\$0.89)	0.00
24106-1000-52210-0000-001016-0000	Instruction-FICA Payments	\$0.00	\$2,107.00	\$0.00	\$2,102.08	\$4.92	0.00
24106-1000-52220-0000-001016-0000	Instruction-Medicare Payments	\$0.00	\$496.00	\$0.00	\$491.50	\$4.50	0.00
24106-1000-52312-0000-001016-0000	Instruction-Life	\$0.00	\$29.00	\$0.00	\$20.75	\$8.25	0.00
24106-1000-52313-0000-001016-0000	Instruction-Dental	\$0.00	\$646.00	\$0.00	\$135.50	\$510.50	0.00
24106-1000-52314-0000-001016-0000	Instruction-Vision	\$0.00	\$101.00	\$0.00	\$0.00	\$101.00	0.00
24106-1000-52315-0000-001016-0000	Instruction-Disability	\$0.00	\$0.00	\$0.00	\$118.00	(\$118.00)	0.00
24106-1000-52500-0000-001016-0000	Instruction-Unemployment Compensation	\$0.00	\$82.00	\$0.00	\$56.26	\$25.74	0.00
24106-1000-52710-0000-001016-0000	Instruction-Workers Compensation Premium	\$537.24	\$538.00	\$537.24	\$0.00	\$0.76	99.85
24106-1000-52720-0000-001016-0000	Instruction-Workers Compensation Employer's Fee	\$0.00	\$10.00	\$0.00	\$0.00	\$10.00	0.00
<b>Subtotal of Element: [Function] 1000 - Instruction</b>		<b>\$537.24</b>	<b>\$43,486.00</b>	<b>\$537.24</b>	<b>\$42,402.40</b>	<b>\$546.36</b>	<b>1.24</b>
24106-2100-53211-2000-001016-0000	Support Services-Students-Diagnosticians - Contracted	\$0.00	\$2,544.00	\$0.00	\$0.00	\$2,544.00	0.00
<b>Subtotal of Element: [Function] 2100 - Support Services-Students</b>		<b>\$0.00</b>	<b>\$2,544.00</b>	<b>\$0.00</b>	<b>\$0.00</b>	<b>\$2,544.00</b>	<b>0.00</b>

<b>Subtotal of Element: [Fund] 24106 - Entitlement IDEA B</b>		<b>\$537.24</b>	<b>\$46,030.00</b>	<b>\$537.24</b>	<b>\$42,402.40</b>	<b>\$3,090.36</b>	<b>1.17</b>
24153-1000-56118-1010-001016-0000	Instruction-General Supplies and Materials	\$0.00	\$875.00	\$0.00	\$0.00	\$875.00	0.00
<b>Subtotal of Element: [Function] 1000 - Instruction</b>		<b>\$0.00</b>	<b>\$875.00</b>	<b>\$0.00</b>	<b>\$0.00</b>	<b>\$875.00</b>	<b>0.00</b>
<b>Subtotal of Element: [Fund] 24153 - English Language Acquisition</b>		<b>\$0.00</b>	<b>\$875.00</b>	<b>\$0.00</b>	<b>\$0.00</b>	<b>\$875.00</b>	<b>0.00</b>
24154-1000-51300-1010-001016-1411	Instruction-Additional Compensation	\$0.00	\$2,000.00	\$0.00	\$0.00	\$2,000.00	0.00
24154-1000-53330-1010-001016-0000	Instruction-Professional Development	\$0.00	\$3,114.00	\$0.00	\$0.00	\$3,114.00	0.00
<b>Subtotal of Element: [Function] 1000 - Instruction</b>		<b>\$0.00</b>	<b>\$5,114.00</b>	<b>\$0.00</b>	<b>\$0.00</b>	<b>\$5,114.00</b>	<b>0.00</b>
<b>Subtotal of Element: [Fund] 24154 - Teacher/Principal Training &amp; Recruiting</b>		<b>\$0.00</b>	<b>\$5,114.00</b>	<b>\$0.00</b>	<b>\$0.00</b>	<b>\$5,114.00</b>	<b>0.00</b>
24174-1000-56118-1010-001016-0000	Instruction-General Supplies and Materials	\$0.00	\$4,208.00	\$0.00	\$0.00	\$4,208.00	0.00
<b>Subtotal of Element: [Function] 1000 - Instruction</b>		<b>\$0.00</b>	<b>\$4,208.00</b>	<b>\$0.00</b>	<b>\$0.00</b>	<b>\$4,208.00</b>	<b>0.00</b>
<b>Subtotal of Element: [Fund] 24174 - Carl D Perkins Secondary Current</b>		<b>\$0.00</b>	<b>\$4,208.00</b>	<b>\$0.00</b>	<b>\$0.00</b>	<b>\$4,208.00</b>	<b>0.00</b>
24308-1000-51100-1010-001016-1411	Instruction-Salaries Expense	\$0.00	\$73,887.00	\$0.00	\$0.00	\$73,887.00	0.00
24308-1000-52111-0000-001016-0000	Instruction-Educational Retirement	\$0.00	\$7,075.00	\$0.00	\$0.00	\$7,075.00	0.00
24308-1000-52112-0000-001016-0000	Instruction-ERA - Retiree Health	\$0.00	\$1,000.00	\$0.00	\$0.00	\$1,000.00	0.00
24308-1000-52210-0000-001016-0000	Instruction-FICA Payments	\$0.00	\$3,100.00	\$0.00	\$0.00	\$3,100.00	0.00
24308-1000-52220-0000-001016-0000	Instruction-Medicare Payments	\$0.00	\$725.00	\$0.00	\$0.00	\$725.00	0.00
24308-1000-52312-0000-001016-0000	Instruction-Life	\$0.00	\$29.00	\$0.00	\$0.00	\$29.00	0.00
24308-1000-52500-0000-001016-0000	Instruction-Unemployment Compensation	\$0.00	\$82.00	\$0.00	\$0.00	\$82.00	0.00
24308-1000-52710-0000-001016-0000	Instruction-Workers Compensation Premium	\$0.00	\$790.00	\$0.00	\$0.00	\$790.00	0.00
24308-1000-52720-0000-001016-0000	Instruction-Workers Compensation Employer's Fee	\$0.00	\$10.00	\$0.00	\$0.00	\$10.00	0.00
24308-1000-53330-1010-001016-0000	Instruction-Professional Development	\$1,200.00	\$0.00	\$1,200.00	\$0.00	(\$1,200.00)	0.00
24308-1000-55915-1010-001016-0000	Instruction-Other Contract Services	\$0.00	\$0.00	\$0.00	\$30,000.00	(\$30,000.00)	0.00
24308-1000-56113-1010-001016-0000	Instruction-Software	\$25,000.00	\$0.00	\$25,000.00	\$0.00	(\$25,000.00)	0.00
24308-1000-56113-4020-001016-0000	Instruction-Software	\$0.00	\$21,800.00	\$0.00	\$0.00	\$21,800.00	0.00
24308-1000-57332-1010-001016-0000	Instruction-Supply Assets (\$5,000 or Less)	\$0.00	\$36,250.00	\$0.00	\$0.00	\$36,250.00	0.00
<b>Subtotal of Element: [Function] 1000 - Instruction</b>		<b>\$26,200.00</b>	<b>\$144,748.00</b>	<b>\$26,200.00</b>	<b>\$30,000.00</b>	<b>\$88,548.00</b>	<b>18.10</b>
24308-2100-53218-4025-001016-0000	Support Services-Students-Specialists - Contracted	\$0.00	\$30,000.00	\$0.00	\$0.00	\$30,000.00	0.00
<b>Subtotal of Element: [Function] 2100 - Support Services-Students</b>		<b>\$0.00</b>	<b>\$30,000.00</b>	<b>\$0.00</b>	<b>\$0.00</b>	<b>\$30,000.00</b>	<b>0.00</b>
<b>Subtotal of Element: [Fund] 24308 - ESSER II CDEA</b>		<b>\$26,200.00</b>	<b>\$174,748.00</b>	<b>\$26,200.00</b>	<b>\$30,000.00</b>	<b>\$118,548.00</b>	<b>14.99</b>
25205-1000-51100-1010-001016-1411	Instruction-Salaries Expense	\$0.00	\$25,000.00	\$0.00	\$54,042.00	(\$29,042.00)	0.00
25205-1000-51300-1010-001016-1411	Instruction-Additional Compensation	\$0.00	\$14,152.00	\$0.00	\$1,589.47	\$12,562.53	0.00
25205-1000-52111-0000-001016-0000	Instruction-Educational Retirement	\$0.00	\$4,015.00	\$0.00	\$7,871.75	(\$3,856.75)	0.00
25205-1000-52112-0000-001016-0000	Instruction-ERA - Retiree Health	\$0.00	\$568.00	\$0.00	\$1,112.64	(\$544.64)	0.00
25205-1000-52210-0000-001016-0000	Instruction-FICA Payments	\$0.00	\$1,759.00	\$0.00	\$0.00	\$1,759.00	0.00
25205-1000-52220-0000-001016-0000	Instruction-Medicare Payments	\$0.00	\$411.00	\$0.00	\$0.00	\$411.00	0.00
25205-1000-52311-0000-001016-0000	Instruction-Health and Medical Premiums	\$0.00	\$1,057.00	\$0.00	\$13,004.00	(\$11,947.00)	0.00
25205-1000-52312-0000-001016-0000	Instruction-Life	\$0.00	\$58.00	\$0.00	\$33.00	\$25.00	0.00
25205-1000-52313-0000-001016-0000	Instruction-Dental	\$0.00	\$432.00	\$0.00	\$641.50	(\$209.50)	0.00
25205-1000-52314-0000-001016-0000	Instruction-Vision	\$0.00	\$90.00	\$0.00	\$106.00	(\$16.00)	0.00
25205-1000-52500-0000-001016-0000	Instruction-Unemployment Compensation	\$0.00	\$164.00	\$0.00	\$89.10	\$74.90	0.00
25205-1000-52710-0000-001016-0000	Instruction-Workers Compensation Premium	\$854.20	\$449.00	\$854.20	\$0.00	(\$405.20)	190.24
25205-1000-52720-0000-001016-0000	Instruction-Workers Compensation Employer's Fee	\$0.00	\$20.00	\$0.00	\$9.20	\$10.80	0.00
25205-1000-55813-1010-001016-0000	Instruction-Employee Travel - Non-Teachers	\$0.00	\$6,900.00	\$0.00	\$0.00	\$6,900.00	0.00
25205-1000-55817-1010-001016-0000	Instruction-Student Travel	\$0.00	\$7,000.00	\$0.00	\$0.00	\$7,000.00	0.00
25205-1000-55915-1010-001016-0000	Instruction-Other Contract Services	\$0.00	\$23,225.00	\$0.00	\$0.00	\$23,225.00	0.00
25205-1000-56118-1010-001016-0000	Instruction-General Supplies and Materials	\$361.60	\$7,000.00	\$361.60	(\$363.75)	\$7,002.15	5.16
<b>Subtotal of Element: [Function] 1000 - Instruction</b>		<b>\$1,215.80</b>	<b>\$92,300.00</b>	<b>\$1,215.80</b>	<b>\$78,134.91</b>	<b>\$12,949.29</b>	<b>1.32</b>
25205-2100-51100-0000-001016-1211	Support Services-Students-Salaries Expense	\$2,819.46	\$0.00	\$2,819.46	\$64,847.54	(\$67,667.00)	0.00
25205-2100-51100-2000-001016-1211	Support Services-Students-Salaries Expense	\$0.00	\$85,000.00	\$0.00	\$0.00	\$85,000.00	0.00
25205-2100-51300-2000-001016-1211	Support Services-Students-Additional Compensation	\$0.00	\$8,056.00	\$0.00	\$0.00	\$8,056.00	0.00

25205-2100-52111-0000-001016-0000	Support Services-Students-Educational Retirement	\$398.95	\$14,692.00	\$398.95	\$9,175.84	\$5,117.21	2.71
25205-2100-52112-0000-001016-0000	Support Services-Students-ERA - Retiree Health	\$56.39	\$2,077.00	\$56.39	\$1,296.97	\$723.64	2.71
25205-2100-52210-0000-001016-0000	Support Services-Students-FICA Payments	\$166.70	\$6,438.00	\$166.70	\$3,834.10	\$2,437.20	2.58
25205-2100-52220-0000-001016-0000	Support Services-Students-Medicare Payments	\$38.99	\$1,349.00	\$38.99	\$896.77	\$413.24	2.89
25205-2100-52311-0000-001016-0000	Support Services-Students-Health and Medical Premiums	\$0.00	\$0.00	\$0.00	\$4,644.25	(\$4,644.25)	0.00
25205-2100-52312-0000-001016-0000	Support Services-Students-Life	\$0.00	\$3,365.00	\$0.00	\$33.00	\$3,332.00	0.00
25205-2100-52313-0000-001016-0000	Support Services-Students-Dental	\$0.00	\$0.00	\$0.00	\$214.50	(\$214.50)	0.00
25205-2100-52314-0000-001016-0000	Support Services-Students-Vision	\$0.00	\$0.00	\$0.00	\$47.00	(\$47.00)	0.00
25205-2100-52315-0000-001016-0000	Support Services-Students-Disability	\$0.00	\$0.00	\$0.00	\$241.75	(\$241.75)	0.00
25205-2100-52500-0000-001016-0000	Support Services-Students-Unemployment Compensation	\$8.87	\$328.00	\$8.87	\$80.23	\$238.90	2.70
25205-2100-52710-0000-001016-0000	Support Services-Students-Workers Compensation Premium	\$1,069.55	\$1,642.00	\$1,069.55	\$0.00	\$572.45	65.13
25205-2100-52720-0000-001016-0000	Support Services-Students-Workers Compensation Employer's Fee	\$6.90	\$40.00	\$6.90	\$0.00	\$33.10	17.25
25205-2100-53711-0000-001016-0000	Support Services-Students-Other Charges	\$0.00	\$3,000.00	\$0.00	\$0.00	\$3,000.00	0.00
<b>Subtotal of Element: [Function] 2100 - Support Services-Students</b>		<b>\$4,565.81</b>	<b>\$125,987.00</b>	<b>\$4,565.81</b>	<b>\$85,311.95</b>	<b>\$36,109.24</b>	<b>3.62</b>
<b>Subtotal of Element: [Fund] 25205 - GEAR UP</b>		<b>\$5,781.61</b>	<b>\$218,287.00</b>	<b>\$5,781.61</b>	<b>\$163,446.86</b>	<b>\$49,058.53</b>	<b>2.65</b>
27107-2200-56114-0000-001016-0000	Support Services-Instruction-Library And Audio-Visual	\$0.00	\$2,780.00	\$0.00	\$274.50	\$2,505.50	0.00
<b>Subtotal of Element: [Function] 2200 - Support Services-Instruction</b>		<b>\$0.00</b>	<b>\$2,780.00</b>	<b>\$0.00</b>	<b>\$274.50</b>	<b>\$2,505.50</b>	<b>0.00</b>
<b>Subtotal of Element: [Fund] 27107 - Literacy For Children @ Pick DEN</b>		<b>\$0.00</b>	<b>\$2,780.00</b>	<b>\$0.00</b>	<b>\$274.50</b>	<b>\$2,505.50</b>	<b>0.00</b>
31600-4000-54640-0000-001016-0000	Capital Outlay-Rentals - Lease to Purchase	\$0.00	\$636,803.00	\$0.00	\$0.00	\$636,803.00	0.00
<b>Subtotal of Element: [Function] 4000 - Capital Outlay</b>		<b>\$0.00</b>	<b>\$636,803.00</b>	<b>\$0.00</b>	<b>\$0.00</b>	<b>\$636,803.00</b>	<b>0.00</b>
<b>Subtotal of Element: [Fund] 31600 - Capital Improvements UP #3</b>		<b>\$0.00</b>	<b>\$636,803.00</b>	<b>\$0.00</b>	<b>\$0.00</b>	<b>\$636,803.00</b>	<b>0.00</b>
31701-4000-54640-0000-001016-0000	Capital Outlay-Rentals - Lease to Purchase	\$0.00	\$46,763.00	\$0.00	\$0.00	\$46,763.00	0.00
31701-4000-56113-0000-001016-0000	Capital Outlay-Software	\$0.00	\$4,850.00	\$0.00	\$0.00	\$4,850.00	0.00
31701-4000-56118-0000-001016-0000	Capital Outlay-General Supplies and Materials	\$0.00	\$100,000.00	\$0.00	\$0.00	\$100,000.00	0.00
31701-4000-57332-0000-001016-0000	Capital Outlay-Supply Assets (\$5,000 or Less)	\$0.00	\$112,114.00	\$0.00	\$0.00	\$112,114.00	0.00
<b>Subtotal of Element: [Function] 4000 - Capital Outlay</b>		<b>\$0.00</b>	<b>\$263,727.00</b>	<b>\$0.00</b>	<b>\$0.00</b>	<b>\$263,727.00</b>	<b>0.00</b>
<b>Subtotal of Element: [Fund] 31701 - Capital Improvements SB #1 Local</b>		<b>\$0.00</b>	<b>\$263,727.00</b>	<b>\$0.00</b>	<b>\$0.00</b>	<b>\$263,727.00</b>	<b>0.00</b>
31703-4000-57332-0000-001016-0000	Capital Outlay-Supply Assets (\$5,000 or Less)	\$0.00	\$8,296.00	\$0.00	\$0.00	\$8,296.00	0.00
<b>Subtotal of Element: [Function] 4000 - Capital Outlay</b>		<b>\$0.00</b>	<b>\$8,296.00</b>	<b>\$0.00</b>	<b>\$0.00</b>	<b>\$8,296.00</b>	<b>0.00</b>
<b>Subtotal of Element: [Fund] 31703 - SB-9 State Match</b>		<b>\$0.00</b>	<b>\$8,296.00</b>	<b>\$0.00</b>	<b>\$0.00</b>	<b>\$8,296.00</b>	<b>0.00</b>
<b>Grand Total</b>		<b>\$129,795.83</b>	<b>\$3,325,443.00</b>	<b>\$129,795.83</b>	<b>\$1,682,960.04</b>	<b>\$1,512,687.13</b>	<b>3.90</b>

# Albuquerque Talent Development Academy

## Payroll Voucher Management Report

[Cycle Name]: "FY2021-2022"; Created On: 8/13/2021 5:30:24 PM

Voucher Status	Voucher Number	Voucher Date	Description	Voucher Total	Approved Date	Approved By
Paid	2045	07/06/2021	Aflac for 2021 06	\$247.96	07/06/2021	Galindo, Whitney
Paid	2044	07/06/2021	CRS for 2021 06	\$2,598.86	07/06/2021	Galindo, Whitney
Paid	2053	07/13/2021	DD for 07/15/2021 - PR21-24 & 24s	\$27,918.09	07/23/2021	Galindo, Whitney
Paid	2069	07/30/2021	DD for 07/30/2021 - PR21-25	\$17,651.71	08/03/2021	Galindo, Whitney
Paid	2059	07/30/2021	DD for 07/30/2021 - PR22-01	\$9,143.91	08/03/2021	Galindo, Whitney
Paid	2052	07/13/2021	EFTPS for 07/15/2021 - PR21-24 & 24s	\$9,739.28	07/23/2021	Galindo, Whitney
Paid	2070	07/30/2021	EFTPS for 07/30/2021 - PR21-25	\$6,024.47	08/03/2021	Galindo, Whitney
Paid	2058	07/30/2021	EFTPS for 07/30/2021 - PR22-01	\$3,446.86	08/03/2021	Galindo, Whitney
Paid	2056	07/13/2021	ERB for 2021 06	\$40,216.53	07/23/2021	Galindo, Whitney
Paid	2046	07/06/2021	FFGA for 2021 06	\$77.70	07/06/2021	Galindo, Whitney
Paid	2049	07/06/2021	InvesTrust for 2021 06	\$700.00	07/06/2021	Galindo, Whitney
Paid	2048	07/06/2021	NMPSIA for 2021 07	\$12,616.76	07/06/2021	Galindo, Whitney
Paid	2050	07/08/2021	RHC for 2021 06	\$4,858.70	07/08/2021	Galindo, Whitney
Paid	2057	07/23/2021	SUTA for 2021 Q2	\$699.89	07/23/2021	Galindo, Whitney
Paid	2055	07/23/2021	WC for 2021 Q2	\$98.90	07/23/2021	Galindo, Whitney

# Albuquerque Talent Development Academy

## Voucher by Warrant with Date Range Report

Accounting Cycle: FY2021-2022; Voucher: [All]; Warrant Status: Non-Void; Order By: Voucher; Begin Date: 07/01/2021; End Date: 07/31/2021; Created On: 8/13/2021 5:22:08 PM

Warrant Date	Warrant Number	Vendor	Amount
07/13/2021	15587	NM Bank & Trust	\$460.05
07/15/2021	15544	Adelante Development Center	\$32.86
07/15/2021	15545	Albuquerque Bernalillo County Water Utility Authority	\$389.20
07/15/2021	15546	Amazon	\$226.11
07/15/2021	15547	Brazas Fire & Safety	\$520.50
07/15/2021	15548	Cleaning Specialists Maintenance, Inc	\$2,662.36
07/15/2021	15549	Cognia Inc	\$1,200.00
07/15/2021	15550	Dex Media East, Inc	\$82.47
07/15/2021	15551	Fincham Mobile Storage	\$237.33
07/15/2021	15552	Harris Computer	\$12,204.87
07/15/2021	15553	International Academy of Science	\$26,200.00
07/15/2021	15554	Intrado Interactive Services Corporation	\$222.75
07/15/2021	15555	J and J Technical Services	\$628.00
07/15/2021	15556	Konica Minolta Business Solutions USA, Inc	\$27.32
07/15/2021	15557	Konica Minolta Premier	\$118.27
07/15/2021	15558	PNM	\$1,954.49
07/15/2021	15559	Purchase Power	\$381.43
07/15/2021	15560	Saylor Family Trust, LLC	\$22,304.42
07/15/2021	15561	Sunny505	\$1,618.13
07/15/2021	15562	Verizon Wireless	\$227.50
07/15/2021	15563	Century Link	\$164.25
07/28/2021		NMPSIA	\$35,831.00
07/28/2021	15567	EASi Therapy & Diagnostic Services	\$1,986.25
<b>Sub Total</b>			<b>\$109,679.56</b>