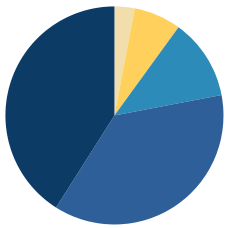




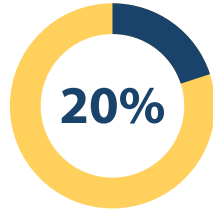
# DISTRICT QUICK FACTS

## Enrollment & Demographics

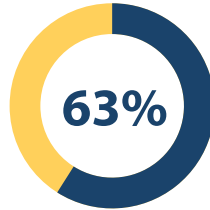
30,826 Students as of October 2023 | 12th Largest School District in Georgia



- Black - 41%
- White - 37%
- Hispanic - 12%
- Multiracial - 7%
- Other - 3%



Military-affiliated Student Population



Economically Disadvantaged Students

48 Different Native Languages Spoken

14.71% Gifted Students

14.69% Students with Disabilities

## Graduation Rate



87.6%



84.4%

4-Year Cohort, 2023

## Finance

\$385,417,347

FY24 Total General Fund Budget

\$12,582.59

FY24 Average Expenditure Per Student

Millage Rate: 13.183 mills

(Ranked 158 out of 180 school systems, FY23)

## Schools & Programs



24 Elementary Schools



8 Middle Schools



5 High Schools

**Matt Arthur Primary School**

Opening August 2024

**Other Programs Include:**

Houston College & Career Academy

Houston Virtual

Lindsey Student Support Center

Transition Academy

WIN Academy

## Our People

**2nd Largest Employer in the County**

**~ 5,600 Full-time, Part-time and Substitutes**

**2,385 Certified Staff**

574 Bachelor's Degree

875 Master's Degree

787 Specialist Degree

149 Doctorate Degree

**13:1 Student-Teacher Ratio**

(total enrollment divided by number of teachers)

1st Year Teacher Salary: \$48,457

21st+ Year Doctorate Salary: \$101,744

(salary based on degree)