

# North Murray High School

Chatsworth, GA

## Lighting System

Pole / Fixture Summary						
Pole ID	Pole Height	Mtg Height	Fixture Qty	Luminaire Type	Load	Circuit
T1-T2	40'	40'	2	TLC-LED-900	1.78 kW	A
T3-T4	50'	50'	3	TLC-LED-900	2.67 kW	B
		50'	2	TLC-LED-900	1.78 kW	A
T5-T6	50'	50'	1	TLC-LED-600	0.58 kW	B
		50'	2	TLC-LED-900	1.78 kW	B
<b>6</b>			<b>20</b>		<b>17.18 kW</b>	


Circuit Summary			
Circuit	Description	Load	Fixture Qty
A	Tennis 1-2	7.12 kW	8
B	Tennis 3-5	10.06 kW	12

Fixture Type Summary							
Type	Source	Wattage	Lumens	L90	L80	L70	Quantity
TLC-LED-900	LED 5700K - 75 CRI	890W	89,600	>120,000	>120,000	>120,000	18
TLC-LED-600	LED 5700K - 75 CRI	580W	65,600	>120,000	>120,000	>120,000	2

## Light Level Summary

Calculation Grid Summary								
Grid Name	Calculation Metric	Illumination					Circuits	Fixture Qty
		Ave	Min	Max	Max/Min	Ave/Min		
Tennis 1-2	Horizontal Illuminance	51.9	43.3	59.1	1.37	1.20	A	8
Tennis 3-5	Horizontal Illuminance	52.1	43.7	60.5	1.38	1.19	B	12
Tennis Spill/Glare - 150'	Horizontal Illuminance	0	0	0	0.00		A,B	20
Tennis Spill/Glare - 150'	Max Candela Metric	118	0.06	990	16101.93	1919.53	A,B	20
Tennis Spill/Glare - 150'	Max Vertical Illuminance Metric	0	0	0.01	0.00		A,B	20

## From Hometown to Professional



**We Make It Happen.**

Not to be reproduced in whole or part without the written consent of Musco Sports Lighting, LLC. ©1981, 2021 Musco Sports Lighting, LLC.

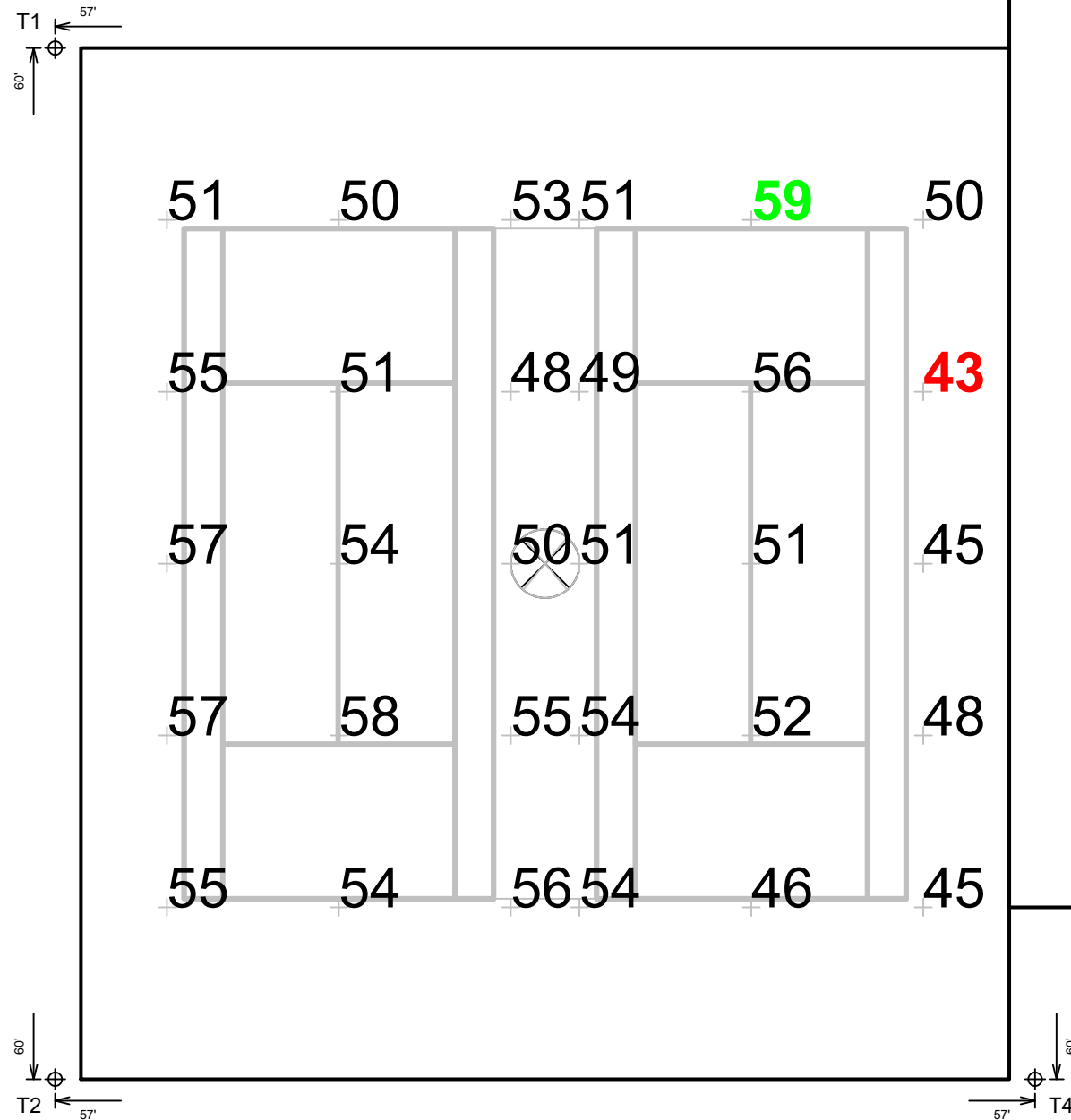
EQUIPMENT LIST FOR AREAS SHOWN								
Pole				Luminaires				
QTY	LOCATION	SIZE	GRADE ELEVATION	MOUNTING HEIGHT	LUMINAIRE TYPE	QTY / POLE	THIS GRID	OTHER GRIDS
2	T1-T2	40'	-	40'	TLC-LED-900	2	2	0
2	T3-T4	50'	-	50'	TLC-LED-900	5	2	3
4	TOTALS					14	8	6

## North Murray High School

Chatsworth, GA

GRID SUMMARY	
Name:	Tennis 1-2
Size:	2 Court - 12' Spacing
Spacing:	20.0' x 20.0'
Height:	3.0' above grade

ILLUMINATION SUMMARY	
MAINTAINED HORIZONTAL FOOTCANDLES	
Entire Grid	
Guaranteed Average:	50
Scan Average:	51.88
Maximum:	59.11
Minimum:	43.26
Avg / Min:	1.20
Guaranteed Max / Min:	2
Max / Min:	1.37
UG (adjacent pts):	0.00
CU:	0.80
No. of Points:	30
LUMINAIRE INFORMATION	
Applied Circuits:	A
No. of Luminaires:	8
Total Load:	7.12 kW




**Guaranteed Performance:** The ILLUMINATION described above is guaranteed per your Musco Warranty document and includes a 0.95 dirt depreciation factor.

**Field Measurements:** Individual field measurements may vary from computer-calculated predictions and should be taken in accordance with IESNA RP-6-15.

**Electrical System Requirements:** Refer to Amperage Draw Chart and/or the "Musco Control System Summary" for electrical sizing.

**Installation Requirements:** Results assume ± 3% nominal voltage at line side of the driver and structures located within 3 feet (1m) of design locations.



Pole location(s) ⊕ dimensions are relative to 0,0 reference point(s) ⊗



**We Make It Happen.**

Not to be reproduced in whole or part without the written consent of Musco Sports Lighting, LLC. ©1981, 2021 Musco Sports Lighting, LLC.

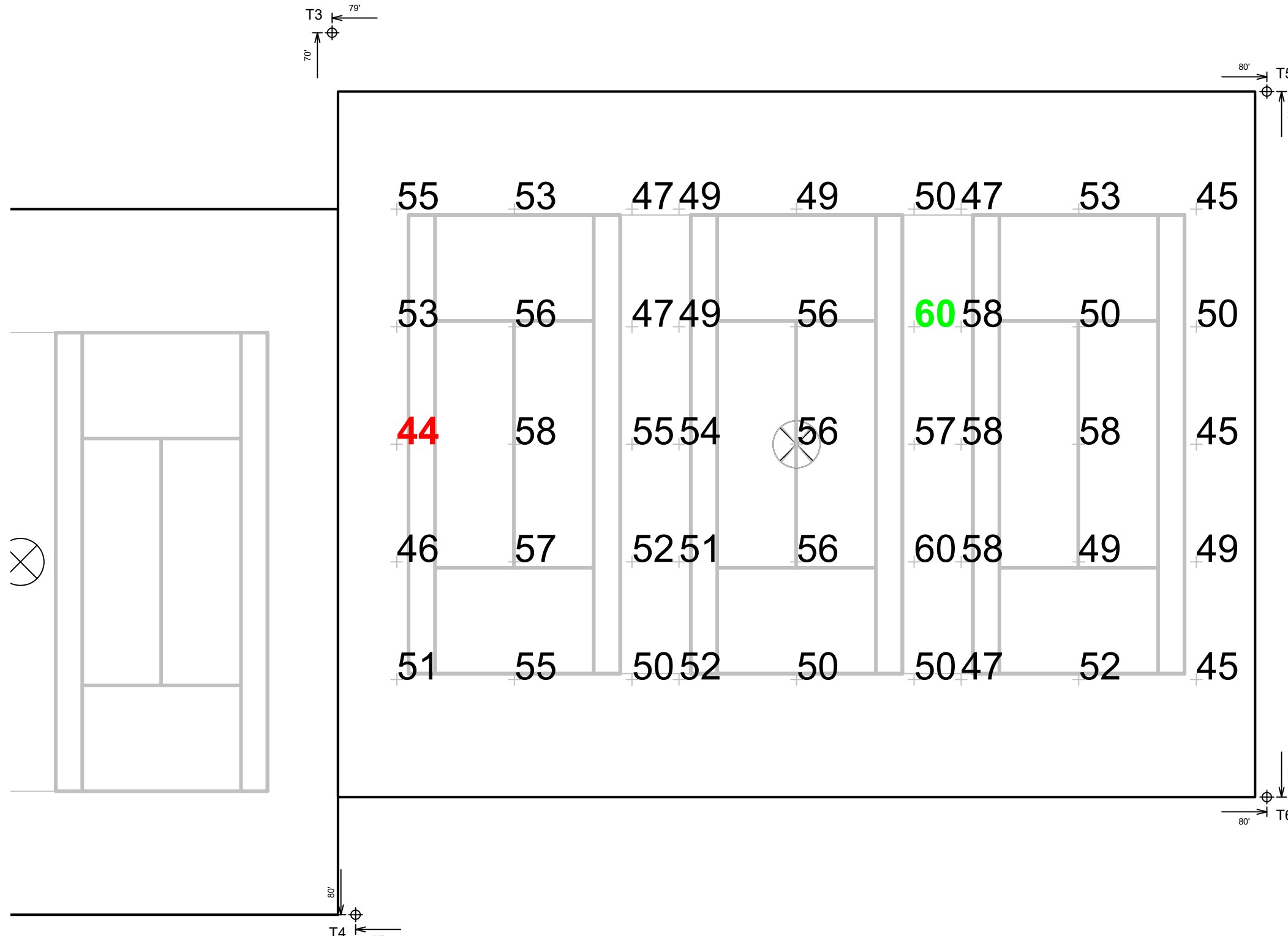
EQUIPMENT LIST FOR AREAS SHOWN							
Pole				Luminaires			
QTY	LOCATION	SIZE	GRADE ELEVATION	MOUNTING HEIGHT	LUMINAIRE TYPE	QTY / POLE	THIS GRID
2	T3-T4	50'	-	50'	TLC-LED-900	5	3
2	T5-T6	50'	-	50'	TLC-LED-600	1	1
				50'	TLC-LED-900	2	2
4	TOTALS					16	12

## North Murray High School

Chatsworth, GA

GRID SUMMARY	
Name:	Tennis 3-5
Size:	3 Court - 12' Spacing
Spacing:	20.0' x 20.0'
Height:	3.0' above grade

ILLUMINATION SUMMARY	
MAINTAINED HORIZONTAL FOOTCANDLES	
Entire Grid	
Guaranteed Average:	50
Scan Average:	52.05
Maximum:	60.45
Minimum:	43.74
Avg / Min:	1.19
Guaranteed Max / Min:	2
Max / Min:	1.38
UG (adjacent pts):	0.00
CU:	0.84
No. of Points:	45
LUMINAIRE INFORMATION	
Applied Circuits:	B
No. of Luminaires:	12
Total Load:	10.06 kW

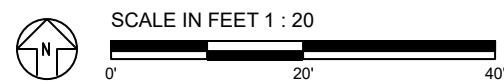


**Guaranteed Performance:** The ILLUMINATION described above is guaranteed per your Musco Warranty document and includes a 0.95 dirt depreciation factor.

**Field Measurements:** Individual field measurements may vary from computer-calculated predictions and should be taken in accordance with IESNA RP-6-15.

**Electrical System Requirements:** Refer to Amperage Draw Chart and/or the "Musco Control System Summary" for electrical sizing.

**Installation Requirements:** Results assume ± 3% nominal voltage at line side of the driver and structures located within 3 feet (1m) of design locations.



Pole location(s) ⊕ dimensions are relative to 0,0 reference point(s) ⊗



**We Make It Happen.**

Not to be reproduced in whole or part without the written consent of Musco Sports Lighting, LLC. ©1981, 2021 Musco Sports Lighting, LLC.

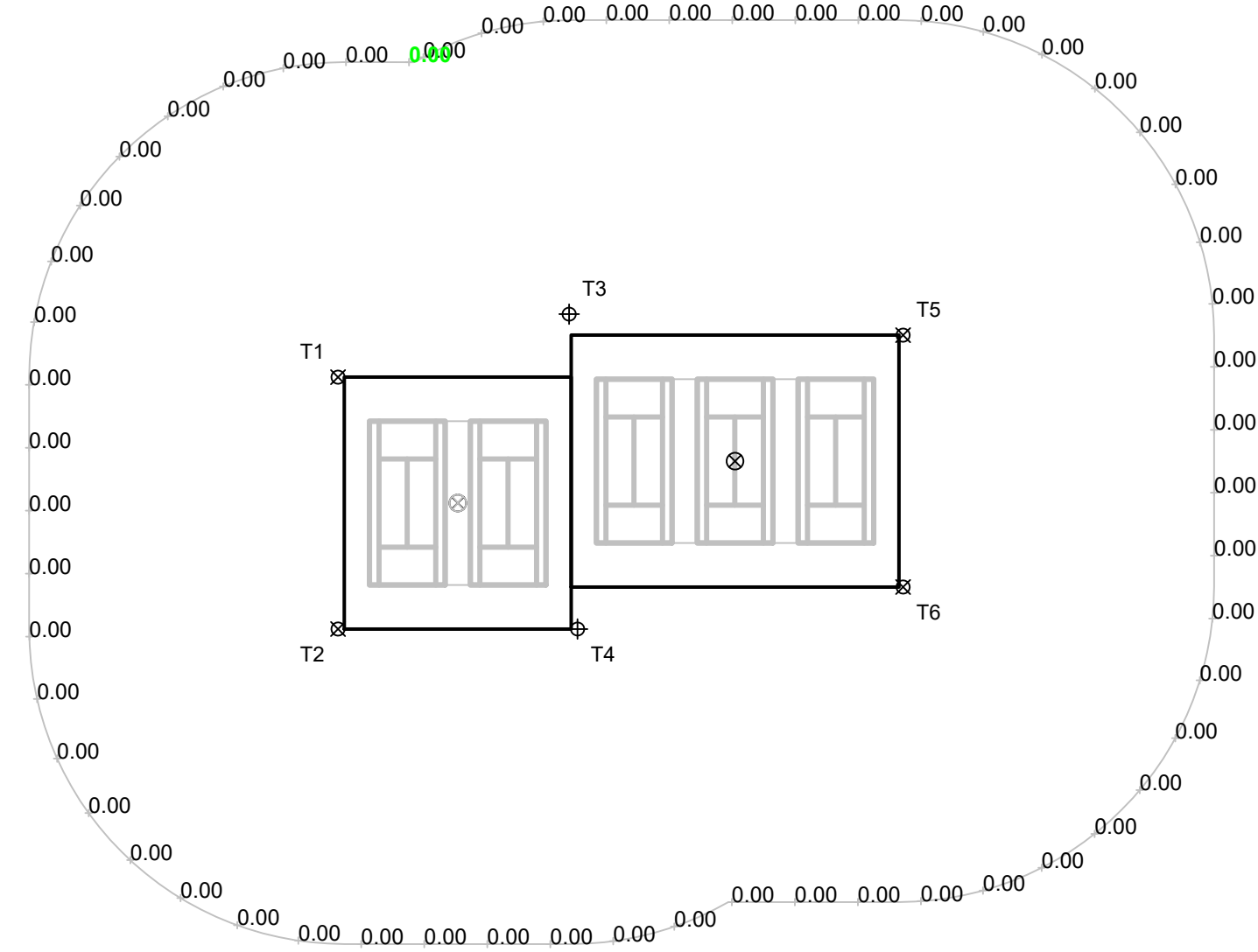
EQUIPMENT LIST FOR AREAS SHOWN								
Pole				Luminaires				
QTY	LOCATION	SIZE	GRADE ELEVATION	MOUNTING HEIGHT	LUMINAIRE TYPE	QTY / POLE	THIS GRID	OTHER GRIDS
2	T1-T2	40'	-	40'	TLC-LED-900	2	2	0
2	T3-T4	50'	-	50'	TLC-LED-900	5	5	0
2	T5-T6	50'	-	50'	TLC-LED-600	1	1	0
				50'	TLC-LED-900	2	2	0
6	TOTALS					20	20	0

## North Murray High School

Chatsworth, GA

GRID SUMMARY	
Name:	Tennis Spill/Glare - 150'
Spacing:	30.0'
Height:	0.0' above grade

ILLUMINATION SUMMARY	
HORIZONTAL FOOTCANDLES	
Scan Average:	Entire Grid 0.0002
Maximum:	0.0018
Minimum:	0.0000
No. of Points:	58
LUMINAIRE INFORMATION	
Applied Circuits:	A, B
No. of Luminaires:	20
Total Load:	17.18 kW

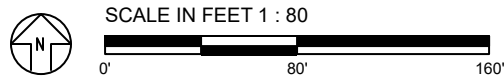


**Guaranteed Performance:** The ILLUMINATION described above is guaranteed per your Musco Warranty document.

**Field Measurements:** Individual field measurements may vary from computer-calculated predictions and should be taken in accordance with IESNA RP-6-15.

**Electrical System Requirements:** Refer to Amperage Draw Chart and/or the "Musco Control System Summary" for electrical sizing.

**Installation Requirements:** Results assume ± 3% nominal voltage at line side of the driver and structures located within 3 feet (1m) of design locations.



ENGINEERED DESIGN By: JWinegar · File #173768A · 10-Nov-21

Pole location(s) ⊕ dimensions are relative to 0,0 reference point(s) ⊗



**We Make It Happen.**

Not to be reproduced in whole or part without the written consent of Musco Sports Lighting, LLC. ©1981, 2021 Musco Sports Lighting, LLC.

### ILLUMINATION SUMMARY

EQUIPMENT LIST FOR AREAS SHOWN								
Pole				Luminaires				
QTY	LOCATION	SIZE	GRADE ELEVATION	MOUNTING HEIGHT	LUMINAIRE TYPE	QTY / POLE	THIS GRID	OTHER GRIDS
2	T1-T2	40'	-	40'	TLC-LED-900	2	2	0
2	T3-T4	50'	-	50'	TLC-LED-900	5	5	0
2	T5-T6	50'	-	50'	TLC-LED-600	1	1	0
				50'	TLC-LED-900	2	2	0
6	TOTALS					20	20	0

## North Murray High School

Chatsworth, GA

GRID SUMMARY	
Name:	Tennis Spill/Glare - 150'
Spacing:	30.0'
Height:	0.0' above grade

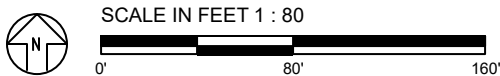
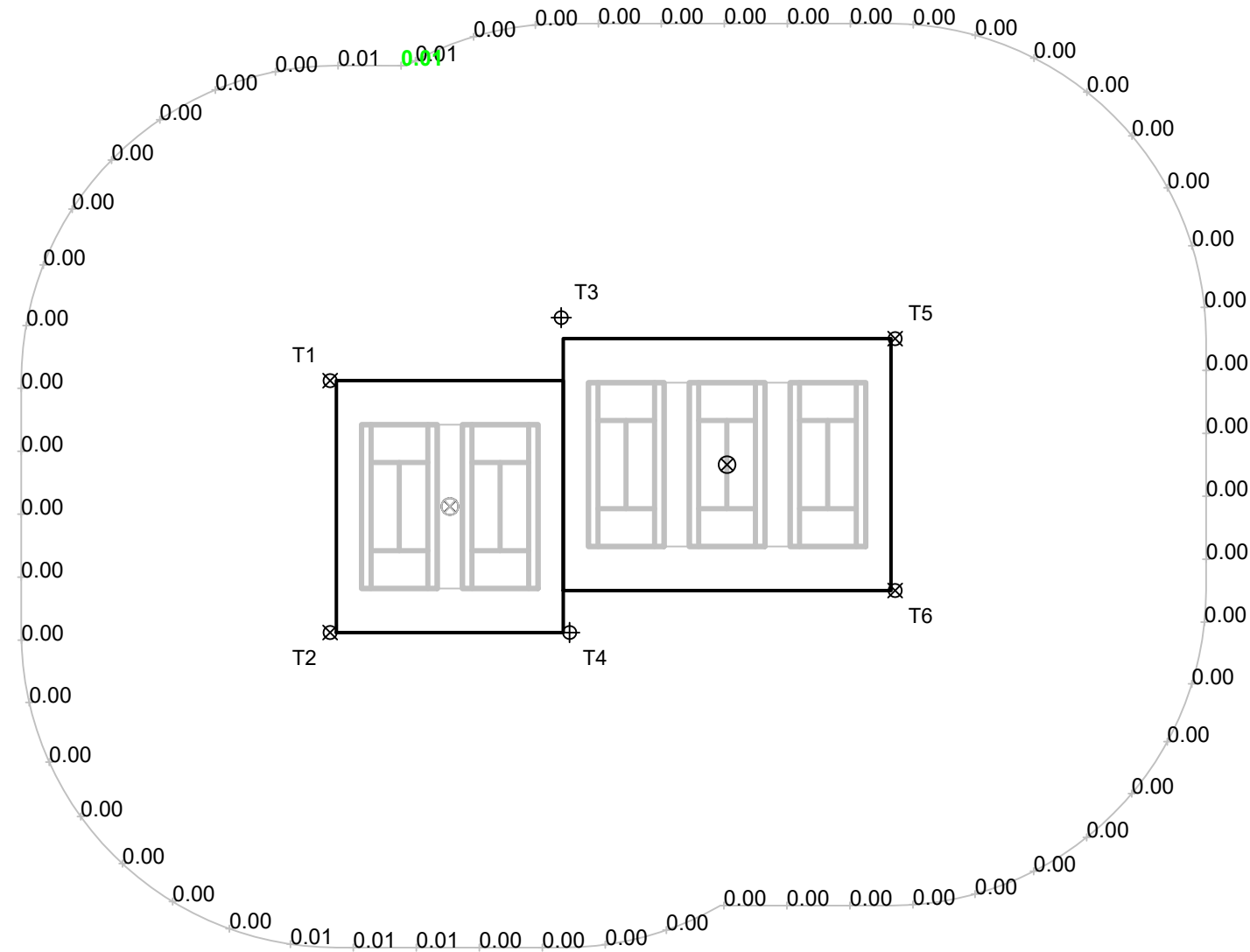
ILLUMINATION SUMMARY	
MAX VERTICAL FOOTCANDLES	
	Entire Grid
Scan Average:	0.0016
Maximum:	0.0137
Minimum:	0.0000
No. of Points:	58
LUMINAIRE INFORMATION	
Applied Circuits:	A, B
No. of Luminaires:	20
Total Load:	17.18 kW

**Guaranteed Performance:** The ILLUMINATION described above is guaranteed per your Musco Warranty document.

**Field Measurements:** Individual field measurements may vary from computer-calculated predictions and should be taken in accordance with IESNA RP-6-15.

**Electrical System Requirements:** Refer to Amperage Draw Chart and/or the "Musco Control System Summary" for electrical sizing.

**Installation Requirements:** Results assume ± 3% nominal voltage at line side of the driver and structures located within 3 feet (1m) of design locations.



ENGINEERED DESIGN By: JWinegar · File #173768A · 10-Nov-21

Pole location(s) ⊕ dimensions are relative to 0,0 reference point(s) ⊗



**We Make It Happen.**

Not to be reproduced in whole or part without the written consent of Musco Sports Lighting, LLC. ©1981, 2021 Musco Sports Lighting, LLC.

### ILLUMINATION SUMMARY

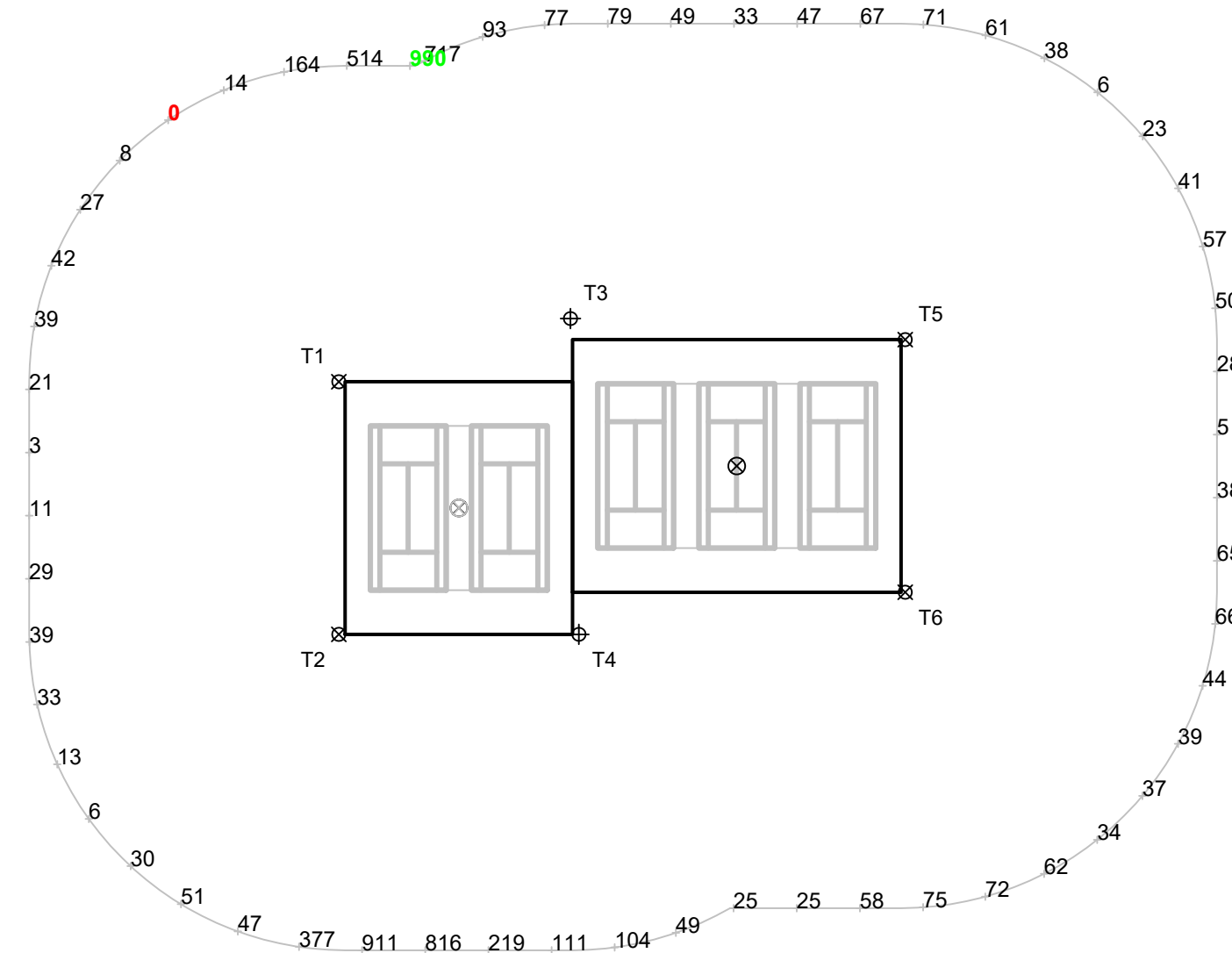
EQUIPMENT LIST FOR AREAS SHOWN								
Pole				Luminaires				
QTY	LOCATION	SIZE	GRADE ELEVATION	MOUNTING HEIGHT	LUMINAIRE TYPE	QTY / POLE	THIS GRID	OTHER GRIDS
2	T1-T2	40'	-	40'	TLC-LED-900	2	2	0
2	T3-T4	50'	-	50'	TLC-LED-900	5	5	0
2	T5-T6	50'	-	50'	TLC-LED-600	1	1	0
				50'	TLC-LED-900	2	2	0
6	TOTALS					20	20	0

## North Murray High School

Chatsworth, GA

GRID SUMMARY	
Name:	Tennis Spill/Glare - 150'
Spacing:	30.0'
Height:	0.0' above grade

ILLUMINATION SUMMARY	
CANDELA (PER FIXTURE)	
Scan Average:	Entire Grid 118.0512
Maximum:	990.0962
Minimum:	0.0615
No. of Points:	58
LUMINAIRE INFORMATION	
Applied Circuits:	A, B
No. of Luminaires:	20
Total Load:	17.18 kW

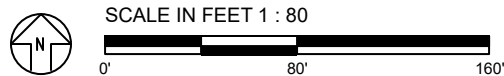


**Guaranteed Performance:** The ILLUMINATION described above is guaranteed per your Musco Warranty document.

**Field Measurements:** Individual field measurements may vary from computer-calculated predictions and should be taken in accordance with IESNA RP-6-15.

**Electrical System Requirements:** Refer to Amperage Draw Chart and/or the "Musco Control System Summary" for electrical sizing.

**Installation Requirements:** Results assume ± 3% nominal voltage at line side of the driver and structures located within 3 feet (1m) of design locations.



Pole location(s) ⊕ dimensions are relative to 0,0 reference point(s) ⊗



**We Make It Happen.**

Not to be reproduced in whole or part without the written consent of Musco Sports Lighting, LLC. ©1981, 2021 Musco Sports Lighting, LLC.

**EQUIPMENT LAYOUT**

**INCLUDES:**

- Tennis 1-2
- Tennis 3-5

**Electrical System Requirements:** Refer to Amperage Draw Chart and/or the "Musco Control System Summary" for electrical sizing.

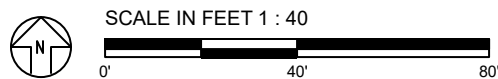
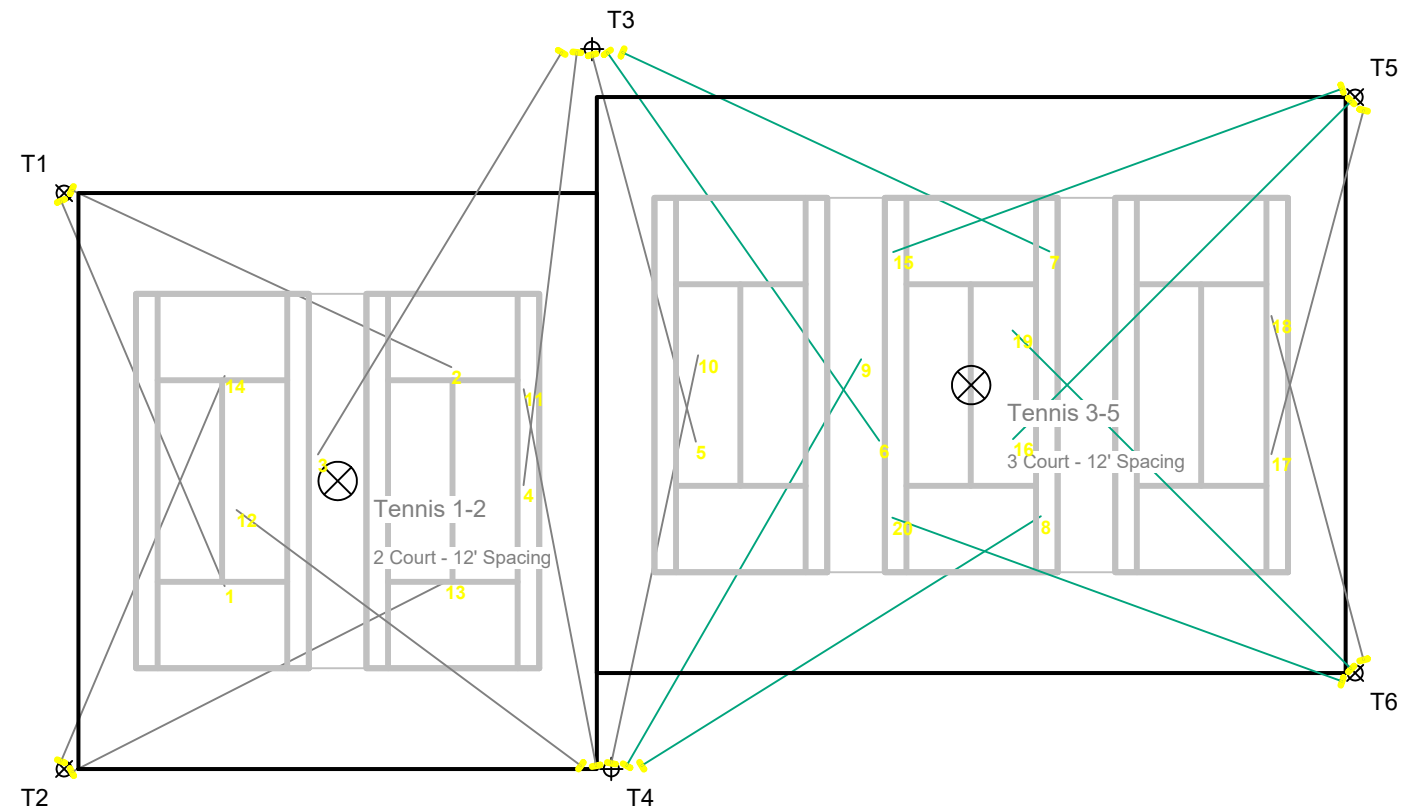
**Installation Requirements:** Results assume ± 3% nominal voltage at line side of the driver and structures located within 3 feet (1m) of design locations.

**EQUIPMENT LIST FOR AREAS SHOWN**

QTY	LOCATION	Pole		Luminaires		
		CLASS	GRADE ELEVATION	MOUNTING HEIGHT	LUMINAIRE TYPE	QTY / POLE
2	T1-T2	LSS40A	-	40'	TLC-LED-900	2
2	T3-T4	LSS50AB	-	50'	TLC-LED-900	5
2	T5-T6	LSS50AB	-	50'	TLC-LED-600	1
				50'	TLC-LED-900	2
6	TOTALS					20

**SINGLE LUMINAIRE AMPERAGE DRAW CHART**

Ballast Specifications (.90 min power factor)	Line Amperage Per Luminaire (max draw)						
	208 (60)	220 (60)	240 (60)	277 (60)	347 (60)	380 (60)	480 (60)
Single Phase Voltage	208 (60)	220 (60)	240 (60)	277 (60)	347 (60)	380 (60)	480 (60)
TLC-LED-900	5.3	5.0	4.6	4.0	3.2	2.9	2.3
TLC-LED-600	3.4	3.2	3.0	2.6	2.0	1.9	1.5



Pole location(s) ⊕ dimensions are relative to 0,0 reference point(s) ⊗



**We Make It Happen.**

Not to be reproduced in whole or part without the written consent of Musco Sports Lighting, LLC. ©1981, 2021 Musco Sports Lighting, LLC.